

9 Series: Xtend App Install

Legacy Version for Horizon 4



 **MORRIS SFE**

Topcon Apollo – X35 System
April 2026

Installation Guide for Xtend 1.11 on Android Devices

To continue using Xtend with 9 Series Air Carts running **Horizon 4**, an older version of the app may be needed to be installed onto your device. From **Version 2.0 and onwards, the Xtend app no longer is compatible with Horizon 4 monitors**. This version was first released in the fall of 2025 so any version currently on your device that has been updated or downloaded from the Play Store since then will no longer work.

This guide will walk you through downloading and installing **Version 1.11 of the Xtend application** from the Morris Website. **This version is compatible with Horizon 4 versions of the X35.**


You can determine which version your monitor is running by tapping the **Topcon logo** in the **top left corner of the screen** and checking the Information box that comes up.

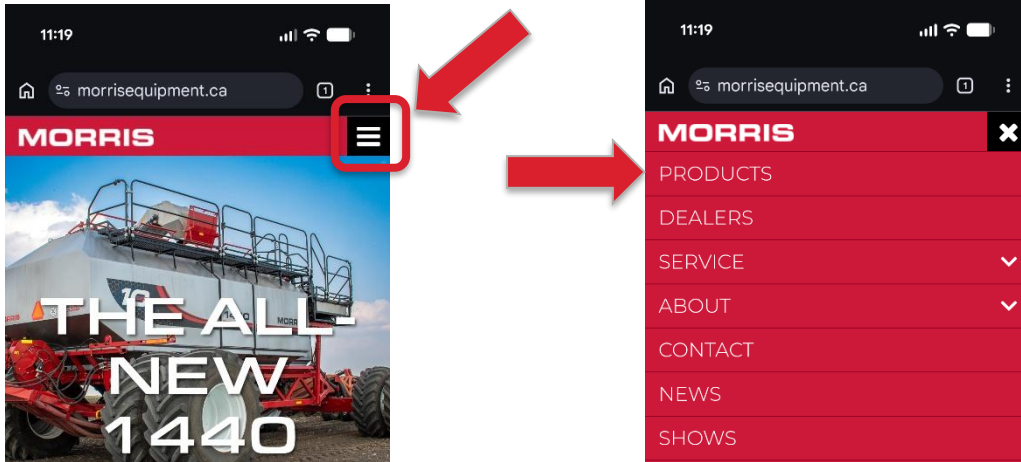


The monitor displaying Version 4.04.516 is on Horizon 4 and the one displaying 5.02.27 is on Horizon 5. If you are running Horizon 5, you will be able to download the app directly from the Play Store and not have any issues.

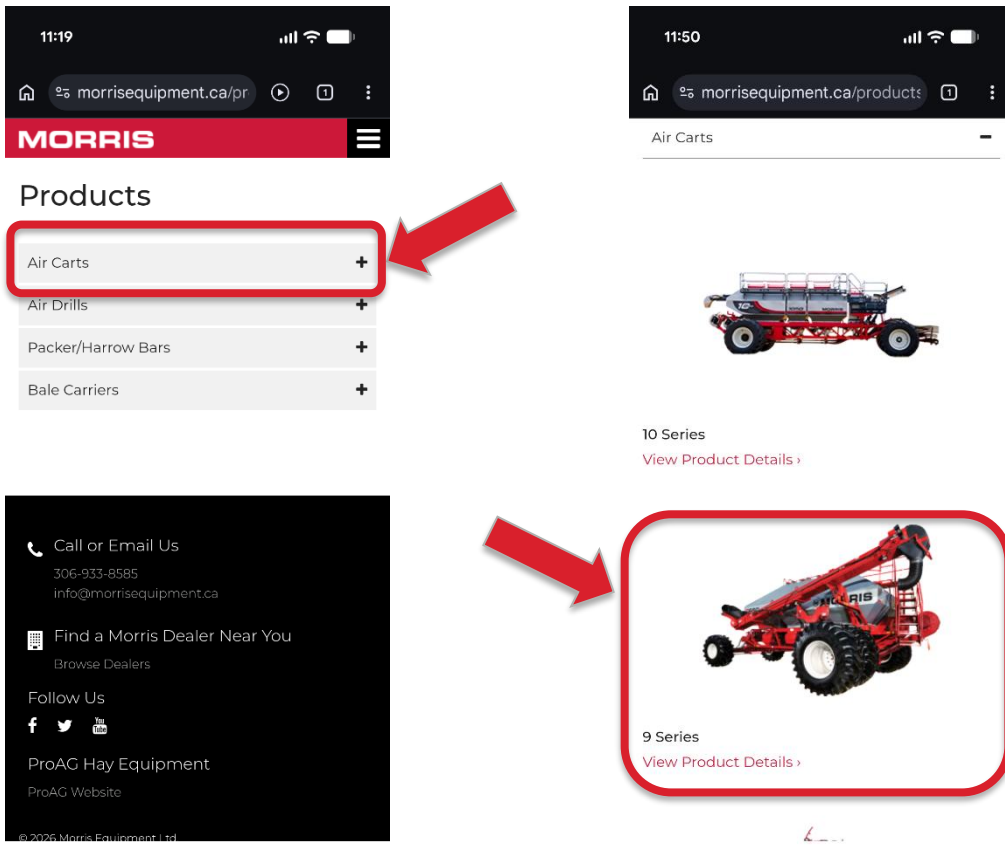
Follow the instructions on the next few pages to install version 1.11 of the Xtend app on your Android Device (Phone or Tablet).

Note: This will only work on devices running the Android operating system (Samsung, Google, etc.). There is no way to make this work on Apple devices as they do not allow for sideloading applications.

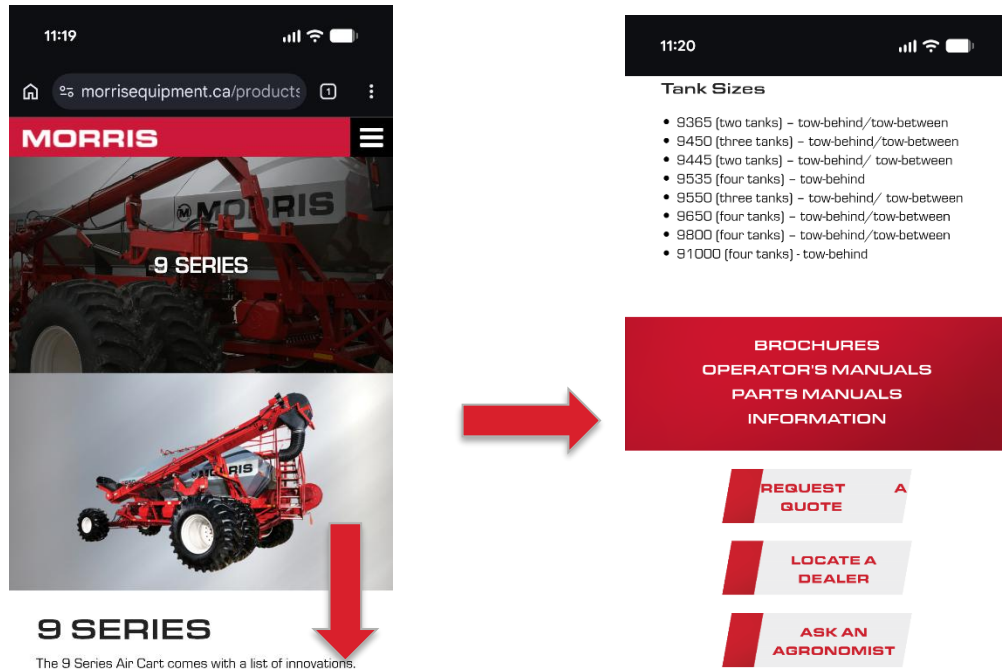
1. On your Android phone or tablet, Navigate to the **Morris Website**, www.morrisequipment.ca
2. Select the options icon  in the top right.
3. Select **Products**.



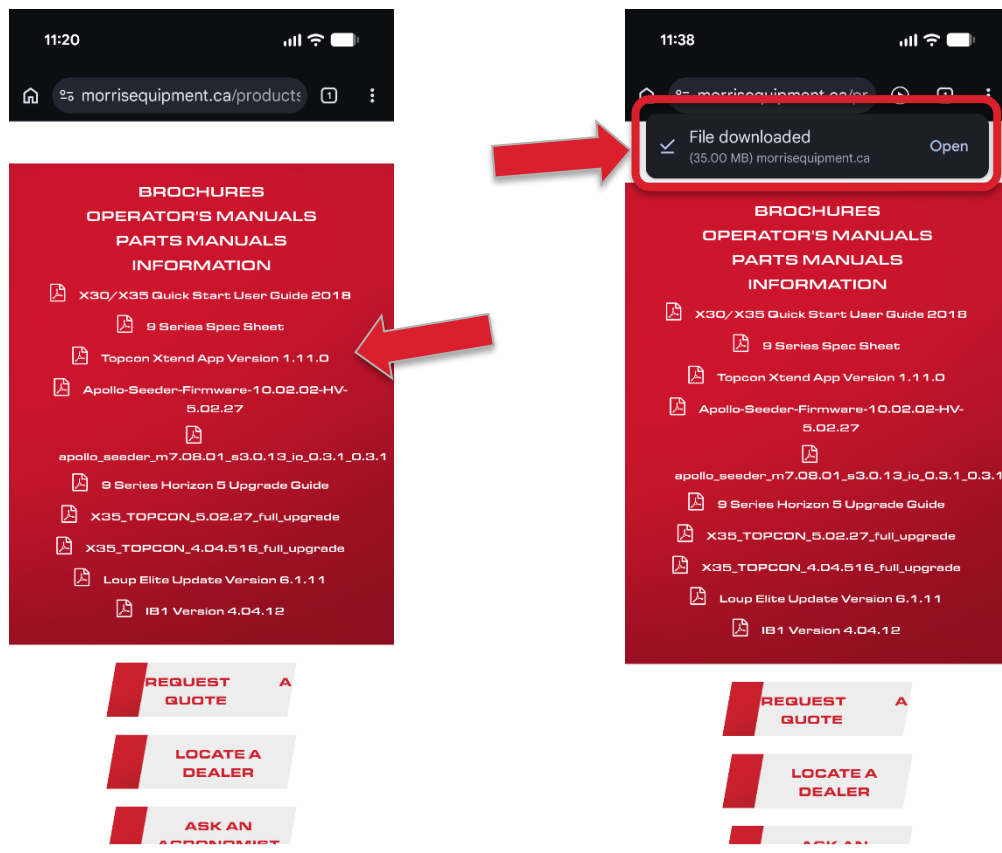
4. Under **Air Carts**, Select **9 Series**.



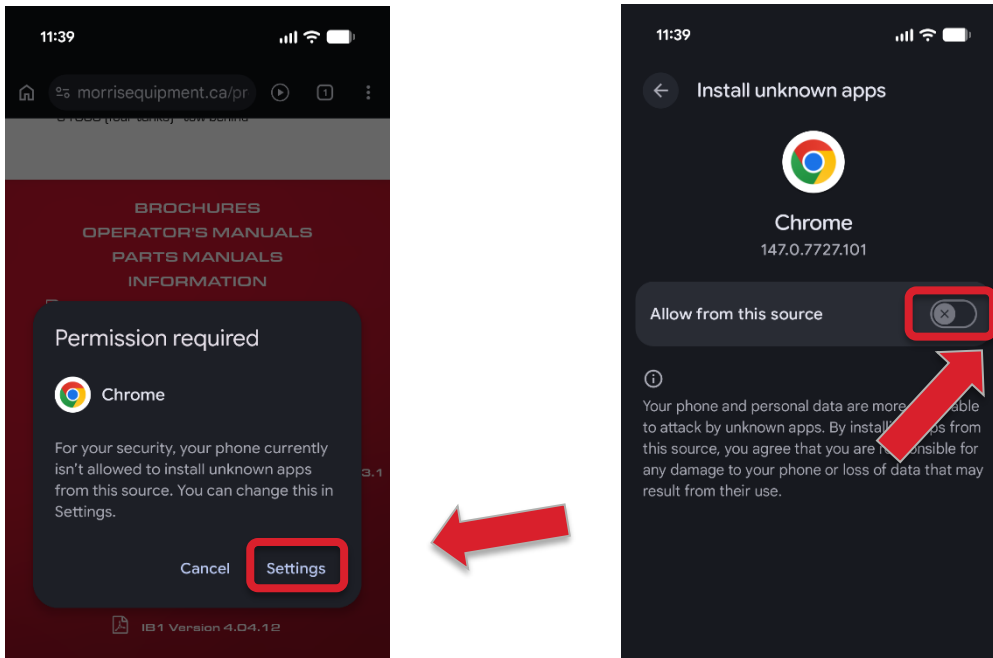
5. Navigate to the very bottom of the 9 Series page. Select **Information**.



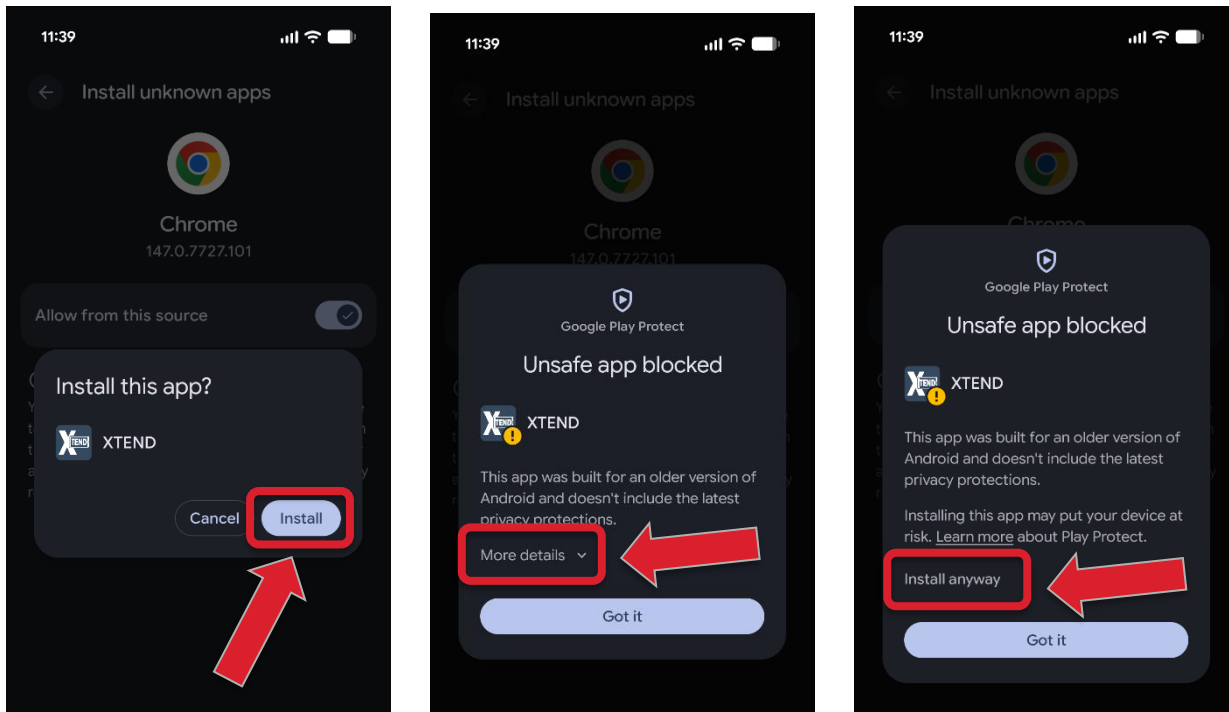
6. Find the File “Topcon Xtend App Version 1.11.0” and select it. This will download the file.



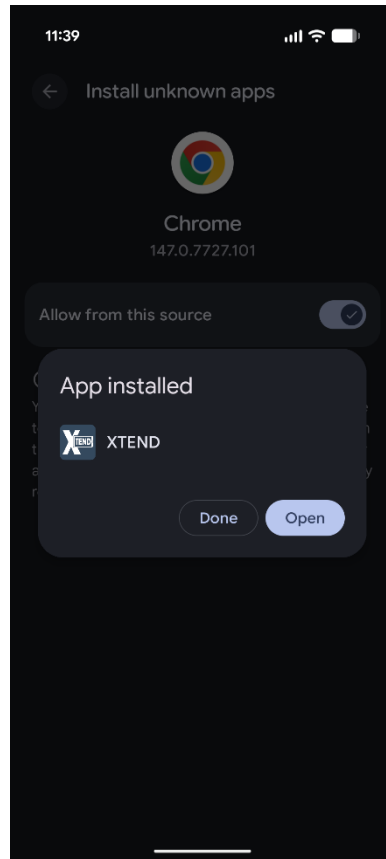
7. Select to **Open** the file once it is downloaded. It will likely ask you for permission to install unknown apps from the source. Follow these instructions to go into your settings and allow installation from this source.



8. Your device will then ask you to install the Xtend App. It may come up with a pop up saying **Unsafe app blocked**. **Do not hit "Got It" here. Tap More Details and then "Install Anyway"**.



9. It may ask you if you want to send app for a security check. We can hit “Don’t send”. Our app will now be installed.



10. This replaces any previous version you had installed from the Play Store. If we go to the Xtend page on the Play Store it will show that this app can be updated. If we were to hit update here, it would fail. The version from the Morris Website will be unable to ever update through the Play Store and **should maintain compatibility with Horizon 4 indefinitely**. If you ever wish to go back to the Play Store version (used with Morris 10 Series and Horizon 5 versions of the 9 Series), first uninstall your existing version and install the App from the Play Store instead.

