



Parts Manual



Contour Air Drill

IMPORTANT:

ALL ITEMS ARE IDENTIFIED WITH A PART NUMBER. Some of the smaller parts such as bolts, nuts, washers, etc. are not all shown, however, the quantity used are listed in the text for that section which they fit into. That particular quantity is always the quantity required for one complete assembly.

Smaller parts, which are welded together to construct a larger part, are not to be ordered as individual pieces, unless they have a part number to identify them.

Contact your nearest dealer for genuine repair parts. Dealers carry ample stock and are backed by the manufacturer and regional associations.

MORRIS PAINT

Spray Cans:

Part Number	Description
W-4647	Red MORRIS Spray Can
W-4648	Blue MORRIS Spray Can
N31087	Sky White MORRIS Spray Can

Litre Cans:

Part Number	Description
Z-10	Red MORRIS Paint/Litre
Z-11	Blue MORRIS Paint/Litre

Manuals

Part Number	Description
S44320	Operator's Manual
S45807	25-31 Assembly Manual
S44321	41-86 Assembly Manual

Table of Contents

Section 1:

Frames & Hitching	1-1
Hitch - 25 & 31Ft Contour	1-2
Hitch - 41 Ft to 86 Ft	1-3
25 & 31 Foot - Main Frame.....	1-4
Main Frame & Depth Beams - 41 Ft to 71 Ft - Prior to 2008	1-6
Main Frame & Depth Beams - 41 Ft to 71 Ft - 2008 to present	1-7
Main Frame & Depth Beams - 80 Ft and 86 Ft	1-8
Main Frame & Depth Beams - 80 Ft and 86 Ft	1-10
Main Depth Beams - September 2009 to present.....	1-12
Main Frame Front Axle Castor - 41 Ft to 86 Ft	1-13
Front and Rear Hitch Beam - 41 Ft to 71 Ft	1-14
Wing Lift Truss - 61 Ft & 71 Ft.....	1-15
Wing Lift, Wing Frame & Truss - 25 & 31 Ft	1-16
Wing Lift Lock - 25 & 31 Ft.....	1-17
Wing Frame Depth Beams - 25 & 31 Ft	1-18
Wing Lift Truss - 41 Ft to 51 Ft.....	1-20
Wing Frame and Truss - 41 Ft to 51 Ft.....	1-21
Wing Frame Depth Beam - 41 Ft to 51 Ft	1-22
51 Ft Flip Wing	1-24
Wing Lift - 41 Ft to 51 Ft.....	1-26
Inner Wing Frame and Truss - 5 Frame.....	1-27
Inner Wing Frame - 61 Ft & 71 Ft	1-28
Inner Wing Frame - 80 Ft & 86 Ft.....	1-30
Outer Wing - 61 Ft.....	1-32
Outer Wing - 71 Ft.....	1-34
Outer Wing - 80 & 86 Ft	1-36
Flip Wing - 80 & 86 Ft	1-38
Wing Lift - 5 Frame	1-40

Section 2:

Wheels	2-1
Main Frame - Single Axle Castor - 25 & 31 Ft.....	2-2
Main Front Dual Axle Castor - 41 Ft to 86 Ft	2-3
Main Rear Axles - 41 Ft to 86 Ft	2-4
Main Rear Axle - 25 & 31 Ft.....	2-5
Wing Rear Axle - 25 Ft to 86 Ft.....	2-6
Wing Gauge - Dual Axle - Prior to 2009	2-7
Wing Gauge - Dual Axle - 2009 to present.....	2-8
Wing Gauge - Single Axle	2-9

Section 3:

Opener	3-1
Opener Assembly.....	3-2
Body Assembly.....	3-4
Packer Arm Assembly	3-6
Packer Hub - 2026 to Present	3-7
Packer Wheel Assemblies	3-8
Single Shoot.....	3-9
Single Shoot 3" Spreader	3-10
Double Shoot - Paired Row	3-11
Double Shoot - High Pressure NH3	3-12
Double Shoot Side Band Boot - Left	3-13
Double Shoot Side Band Boot - Right.....	3-14
Injected Polymer Pair Row Kit	3-15
Injected Polymer Left Side Band Kit	3-16

Table of Contents

Injected Polymer Right Side Band Kit	3-17
Soil Levelers.....	3-18
Trash Coulter	3-19

Section 4:

Hydraulics	4-1
Wing Lift Hydraulics - 25 & 31 Ft Model - Prior to 2011	4-3
Wing Lift Hydraulics - 25 & 31 Ft Model - 2011 to present.....	4-5
Wing Lift Hydraulics - 41 Ft and 47 Ft Models - Prior to 2011	4-7
Wing Lift Hydraulics - 41 Ft and 47 Ft Models - 2011 to present	4-9
Wing Lift Hydraulics - 61 Ft and 71 Ft Models - Prior to 2011	4-11
Wing Lift Hydraulics - 51 Ft, 61 Ft and 71 Ft Models	4-13
Wing Lift Hydraulics - 80 Ft and 86 Ft Models.....	4-15
Wing Valve - 80 Ft and 86 Ft Models	4-16
25 & 31 Ft Accumulator and Hitch Hydraulics - Prior to 2011	4-18
25 & 31 Ft Accumulator and Hitch Hydraulics - 2011 to present.....	4-20
41 Ft to 71 Ft Accumulator Hydraulics - Prior to 2011	4-22
41Ft to 86 Ft Accumulator Hydraulics - 2011 to present	4-24
Opener Hydraulics - 10 inch Spacing - 25 & 31 Ft - Prior to 2011	4-27
Opener Hydraulics - 10 inch Spacing - 25 & 31 Ft - 2011 to present.....	4-29
Opener Hydraulics - 10 inch Spacing - 41 Ft to 71 Ft - Prior to 2011.....	4-31
Opener Hydraulics - 10 inch Spacing - 41 Ft to 71 Ft - 2011 to present	4-33
Opener Hydraulics - 12 inch Spacing - 25 & 31 Ft - Prior to 2011	4-35
Opener Hydraulics - 12 inch Spacing - 25 & 31 Ft - 2011 to present.....	4-37
Opener Hydraulics - 12 inch Spacing - 41 Ft to 71 Ft - Prior to 2011	4-39
Opener Hydraulics - 12 inch Spacing - 41 Ft to 71 Ft - 2011 to present.....	4-41
Opener Hydraulics - 12 inch Spacing - 80 Ft and 86 Ft	4-43
Tow Between Air Cart - 7000 Series.....	4-44
Tow Between Air Cart - 8XL Series	4-45
Bleed-Off Kit.....	4-46
Digital Gauge	4-47

Section 5:

Hydraulic Cylinders.....	5-1
Wing Lift	5-2
Opener Cylinder	5-7
Opener Valve Block	5-8

Section 6:

Distribution	6-1
Single Shoot Tow Behind - 25 Ft and 31 Ft	6-2
Single Shoot Tow Behind - 41 to 51 ft.....	6-4
Single Shoot Tow Behind - 61 to 86 ft.....	6-6
Single Shoot Tow Between - 25 Ft and 31 Ft	6-8
Single Shoot Tow Between - 41 to 51 ft	6-10
Single Shoot Tow Between - 61 to 86 ft	6-12
Dual Shoot Tow Behind - 25 Ft and 31 Ft.....	6-14
Dual Shoot Tow Behind - 41 to 51 ft	6-16
Dual Shoot Tow Behind - 61 to 86 ft	6-18
Dual Shoot Tow Between - 25 Ft and 31 Ft.....	6-20
Dual Shoot Tow Between - 41 to 51 ft.....	6-22
Dual Shoot Tow Between - 61 to 86 ft.....	6-24

Section 7:

Options.....	7-1
Remote Clutch Switch - Prior to 2011	7-2

Table of Contents

Remote Clutch Switch - 2011 to present.....	7-3
Weight Kit.....	7-4
Rear Tow Hitch	7-5
Hitch Truss Kit - 71 Foot.....	7-6
Section 8:	
Lighting and Safety Signs	8-1
Lighting	8-2
Safety Signs.....	8-6
Index	i

Table of Contents

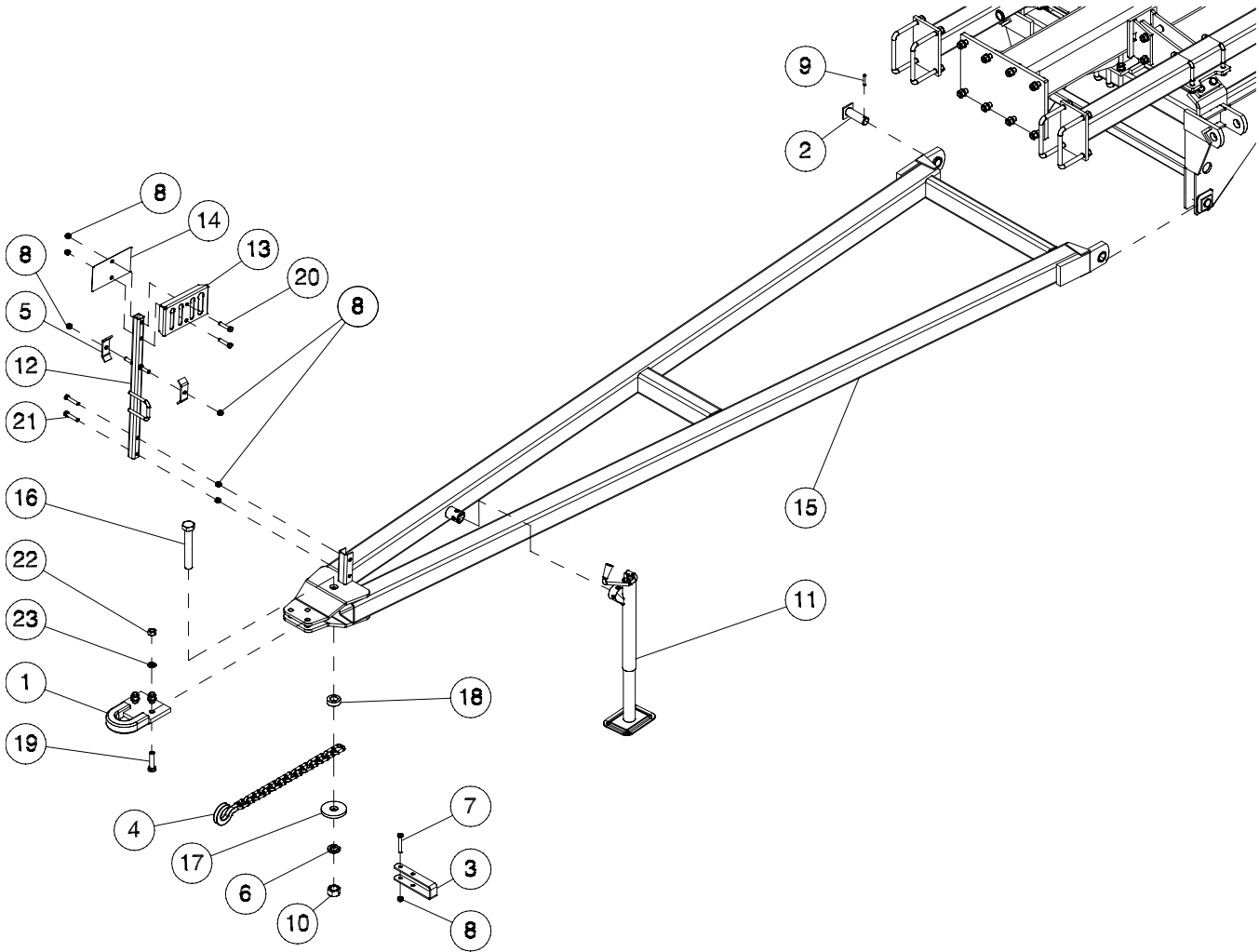
Notes

Section 1: Frames & Hitching

Section Contents

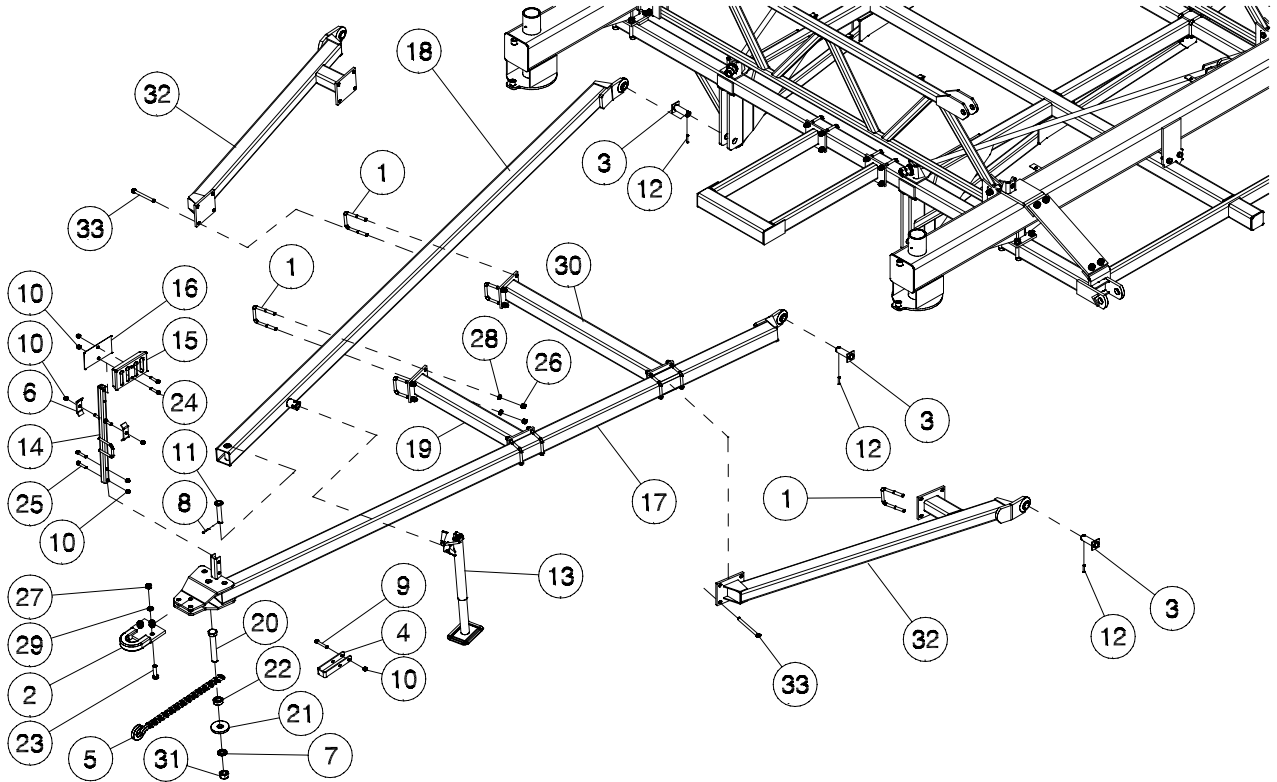
Hitch - 25 & 31Ft Contour	1-2
Hitch - 41 Ft to 86 Ft	1-3
25 & 31 Foot - Main Frame.....	1-4
Main Frame & Depth Beams - 41 Ft to 71 Ft - Prior to 2008	1-6
Main Frame & Depth Beams - 41 Ft to 71 Ft - 2008 to present	1-7
Main Frame & Depth Beams - 80 Ft and 86 Ft	1-8
Main Frame & Depth Beams - 80 Ft and 86 Ft	1-10
Main Depth Beams - September 2009 to present.....	1-12
Main Frame Front Axle Castor - 41 Ft to 86 Ft	1-13
Front and Rear Hitch Beam - 41 Ft to 71 Ft	1-14
Wing Lift Truss - 61 Ft & 71 Ft	1-15
Wing Lift, Wing Frame & Truss - 25 & 31 Ft	1-16
Wing Lift Lock - 25 & 31 Ft.....	1-17
Wing Frame Depth Beams - 25 & 31 Ft	1-18
Wing Lift Truss - 41 Ft to 51 Ft.....	1-20
Wing Frame and Truss - 41 Ft to 51 Ft.....	1-21
Wing Frame Depth Beam - 41 Ft to 51 Ft	1-22
51 Ft Flip Wing	1-24
Wing Lift - 41 Ft to 51 Ft.....	1-26
Inner Wing Frame and Truss - 5 Frame.....	1-27
Inner Wing Frame - 61 Ft & 71 Ft	1-28
Inner Wing Frame - 80 Ft & 86 Ft.....	1-30
Outer Wing - 61 Ft.....	1-32
Outer Wing - 71 Ft.....	1-34
Outer Wing - 80 & 86 Ft	1-36
Flip Wing - 80 & 86 Ft	1-38
Wing Lift - 5 Frame	1-40

Frames & Hitching Hitch - 25 & 31Ft Contour



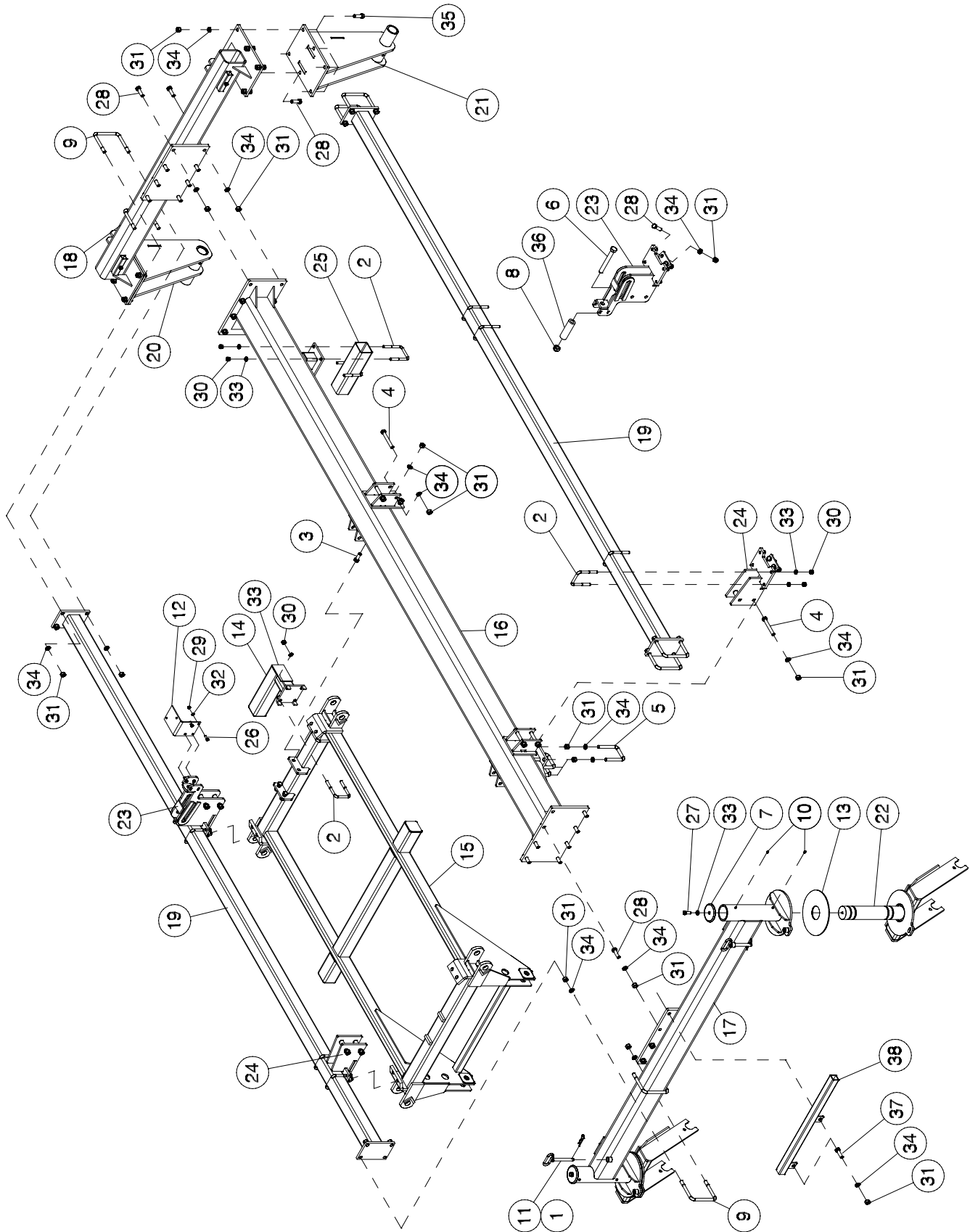
Item	Part No.	Description	Qty
1	C-4438	Clevis	1
2	C18531	Pin - 1 3/8 Dia x 3 5/8 UL.....	2
3	C18758	Safety Chain Support.....	1
4	C18761	Safety Chain - 40,000 Lb	1
5	C26321	Hose Holder Clamp.....	2
6	C39432	Lockwasher - 1 1/4.....	1
7	D-5519	Hex Bolt - 1/2 x 3 1/4 Lg.....	1
8	F-3405	Locknut - 1/2 Unitorque.....	7
9	J12281	Spiral Pin - 5/16 x 2 Lg.....	2
10	P61D20	Hex Nut - 1 1/4.....	1
11	S39391	Top Wind Jack	1
12	S39665	Stand.....	1
13	S39666	Plate.....	1
14	S39669	Back Plate	1
15	S44496	Hitch 3 Meter Transport	1
16	S44715	Hex Bolt - 1 1/4 x 8 Lg.....	1
17	S44716	Retaining Washer - 1 5/16 ID x 4 1/4 OD x 1/2 Thick	1
18	S44717	Chain Link Spacer - 1 5/16 ID x 2 1/4 OD x 3/4 Thick - Required for 80,000 lb Chain.....	1
19	W-63	Hex Bolt - 3/4 x 3 Lg.....	3
20	W-489	Hex Bolt - 1/2 x 2 1/4 Lg.....	2
21	W-490	Hex Bolt - 1/2 x 2 1/2 Lg.....	2
22	W-518	Hex Nut - 3/4.....	33
23	W-527	Lockwasher - 3/4.....	33

Frames & Hitching Hitch - 41 Ft to 86 Ft



Item	Part No.	Description	Qty
1	C-219	U-Bolt - 5/8 x 4 x 5 9/16	4
2	C-4438	Clevis	1
3	C18531	Pin - 1 3/8 Dia x 3 5/8 UL	2
4	C18758	Safety Chain Support	1
5	C18761	Safety Chain - 40,000 Lb	1
	N44710	Safety Chain - 80,000 Lb	
6	C26321	Hose Holder Clamp	2
7	C39432	Lockwasher - 1 1/4	1
8	D-5244	Spiral Pin - 1/4 x 2 Lg	1
9	D-5519	Hex Bolt - 1/2 x 3 1/4 Lg	1
10	F-3405	Locknut - 1/2 Unitorque	7
11	F-3645	Pin - 1 Dia x 5-1/4 UL	1
12	J12281	Spiral Pin - 5/16 x 2 Lg	2
13	S39391	Top Wind Jack - 2000 Lb	1
14	S39665	Hose Holder Stand	1
15	S39666	Hydraulic Hose Holder Plate	1
16	S39669	Back Plate	1
17	S42942	Left Hitch Pole - 3 Frame	1
	S42893	Left Hitch Pole - 5 Frame	1
18	S42943	Right Hitch Pole - 3 Frame	1
	S42895	Right Hitch Pole - 5 Frame	1
19	S42944	Hitch Cross Brace - 35 1/16 Lg - 41 ft, 47 ft and 51 ft	1
	S42911	Hitch Cross Brace - 24 1/8 Lg - 61 ft, 71 ft, 80 ft and 86 ft	1
20	S44715	Hex Bolt - 1 1/4 x 8 Lg	1
21	S44716	Retaining Washer - 1 5/16 ID x 4 1/4 OD x 1/2 Thick	1
22	S44717	Chain Link Spacer - 1 5/16 ID x 2 1/4 OD x 3/4 Thick - Required for 80,000 lb Chain	1
23	W-63	Hex Bolt - 3/4 x 3 Lg	3
24	W-489	Hex Bolt - 1/2 x 2 1/4 Lg	2
25	W-490	Hex Bolt - 1/2 x 2 1/2 Lg	2
26	W-517	Hex Nut - 5/8	8
27	W-518	Hex Nut - 3/4	3
28	W-526	Lockwasher - 5/8	8
29	W-527	Lockwasher - 3/4	3
30	S42897	Hitch Cross Brace - 42 1/8 LG - 61 ft, 71 ft, 80 ft and 86 ft	1
31	P61D20	Hex Nut - 1 1/4	1
32	S45721	Hitch Brace - 80 ft and 86 ft	2
33	C-507	Hex Bolt - 5/8 x 6 Lg - 80 ft and 86 ft	8

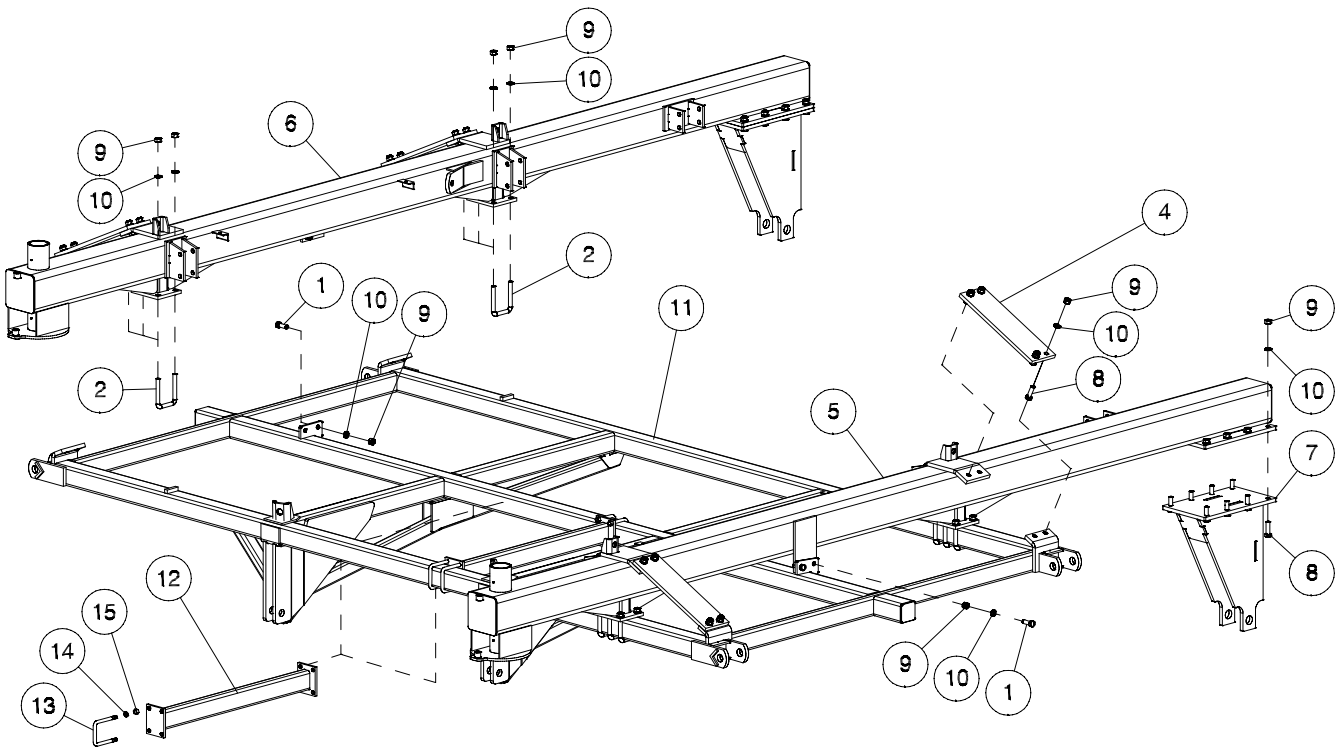
25 & 31 Foot - Main Frame



25 & 31 Foot - Main Frame

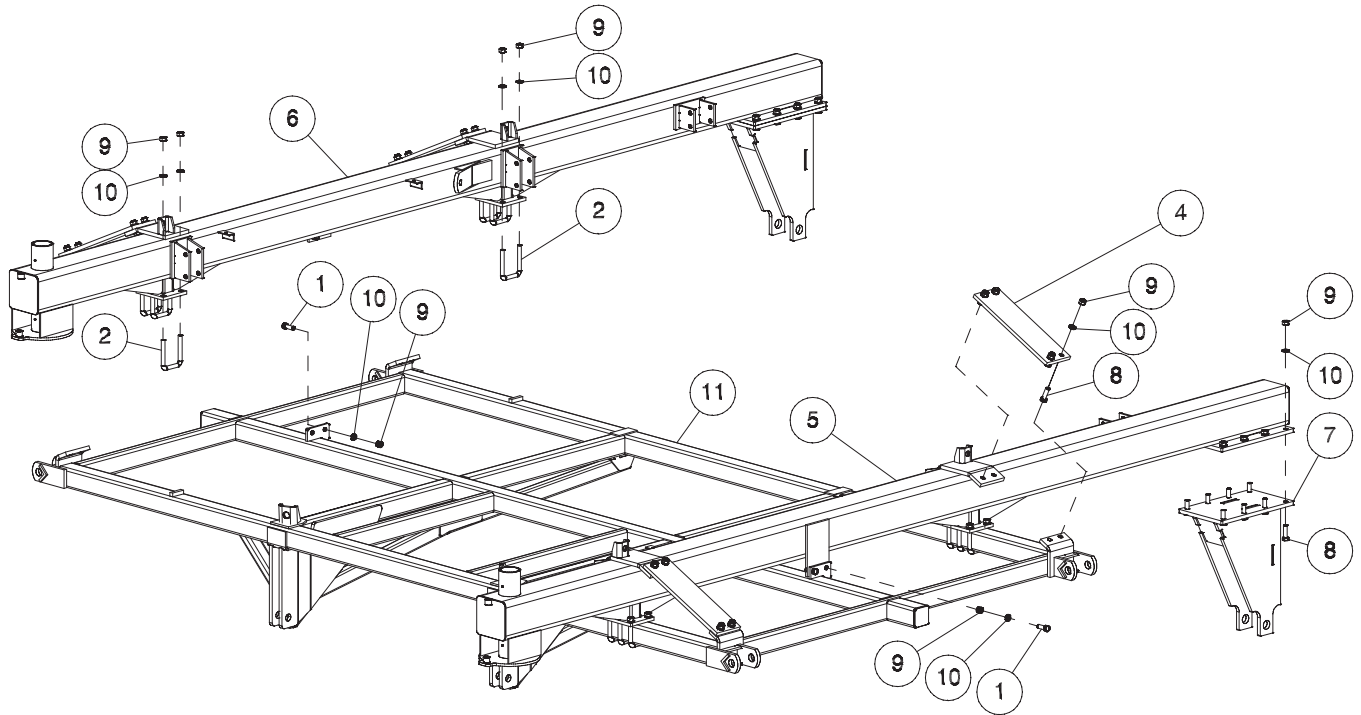
Item	Part No.	Description	Qty
1	BW-11	Hairpin - 3/16.....	2
2	C-219	U-Bolt - 5/8 x 4 x 5-9/16	12
3	C-695	Hex Bolt - 3/4 x 2 Lg.....	4
4	C-3919	Hex Bolt - 3/4 x 5 1/2 Lg.....	8
5	C-5561	U-Bolt - 3/4 x 4 x 5-9/16	3
6	C18597	Hex Bolt - 1 x 8 Lg.....	1
7	C18781	Cap - 3 1/2	2
8	D-5274	Locknut - 1 Unitorque.....	1
9	N34626	U-Bolt - 3/4 x 7 x 6-1/2	8
10	S-752	Grease Zerk - 1/4.....	4
11	S33404	Lock Pin	2
12	S39565	Valve Mounting Plate.....	1
13	S39728	Wear Plate.....	2
14	S44314	Extention Stub.....	1
15	S44489	Main Frame	1
16	S44491	Main Depth Beam	1
17	S44493	Front Tube.....	1
18	S44495	Rear Tube	1
19	S44902	Brace Tube.....	2
20	S44962	Rear Axle Bracket - Lt	1
21	S44963	Rear Axle Bracket - Rt.....	1
22	S44965	Castor Fork - Main.....	2
23	S44969	Wing Lift Bracket	2
24	S44971	Wing Lift Bracket	2
25	S45263	Tube	1
26	W-187	Hex Bolt - 3/8 x 1 1/4 Lg.....	4
27	W-497	Hex Bolt - 5/8 x 1 1/2 Lg.....	2
28	W-509	Hex Bolt - 3/4 x 2 1/2 Lg.....	26
29	W-514	Hex Nut - 3/8	4
30	W-517	Hex Nut - 5/8	24
31	W-518	Hex Nut - 3/4.....	70
32	W-523	Lockwasher - 3/8.....	4
33	W-526	Lockwasher - 5/8.....	26
34	W-527	Lockwasher - 3/4.....	70
35	W-1553	Hex Head Bolt - 3/4 x 2 1/4 Lg	10
36	S45277	Spacer - 1.031 ID x 1 1/2 OD x 5 1/2 Lg	1
37	D-5254	Hex Head Bolt - 3/4 x 2 3/4 Lg	2
38	S45250	Valve Mount Bracket.....	1

Frames & Hitching Main Frame & Depth Beams - 41 Ft to 71 Ft - Prior to 2008



Item	Part No.	Description	Qty
1	C-695	Hex Bolt - 3/4 x 2 Lg.....	4
2	C-5561	U-bolt - 3/4 x 4 x 5 9/16.....	12
3	C31361	Spherical Nut 1 1/4	2
4	S42622	Brace Plate.....	4
5	S42889	Left Main Depth Tube.....	1
6	S42890	Right Main Depth Tube	1
7	S42900	Rear Main Axle.....	2
8	W-509	Hex Bolt - 3/4 x 2 1/2 Lg.....	32
9	W-518	Hex Nut - 3/4	60
10	W-527	Lockwasher - 3/4.....	60
11	S42884	Main Frame - 3 Frame	1
	S45730	Main Frame - 5 Frame (See Page 1-15)	1
12	S42714	Frame Spacer - 61 ft and 71 ft.....	2
13	C-219	U-Bolt - 5/8 x 4 x 5 9/16	8
14	W-517	Hex Nut - 5/8.....	24
15	W-526	Lockwasher - 5/8.....	24

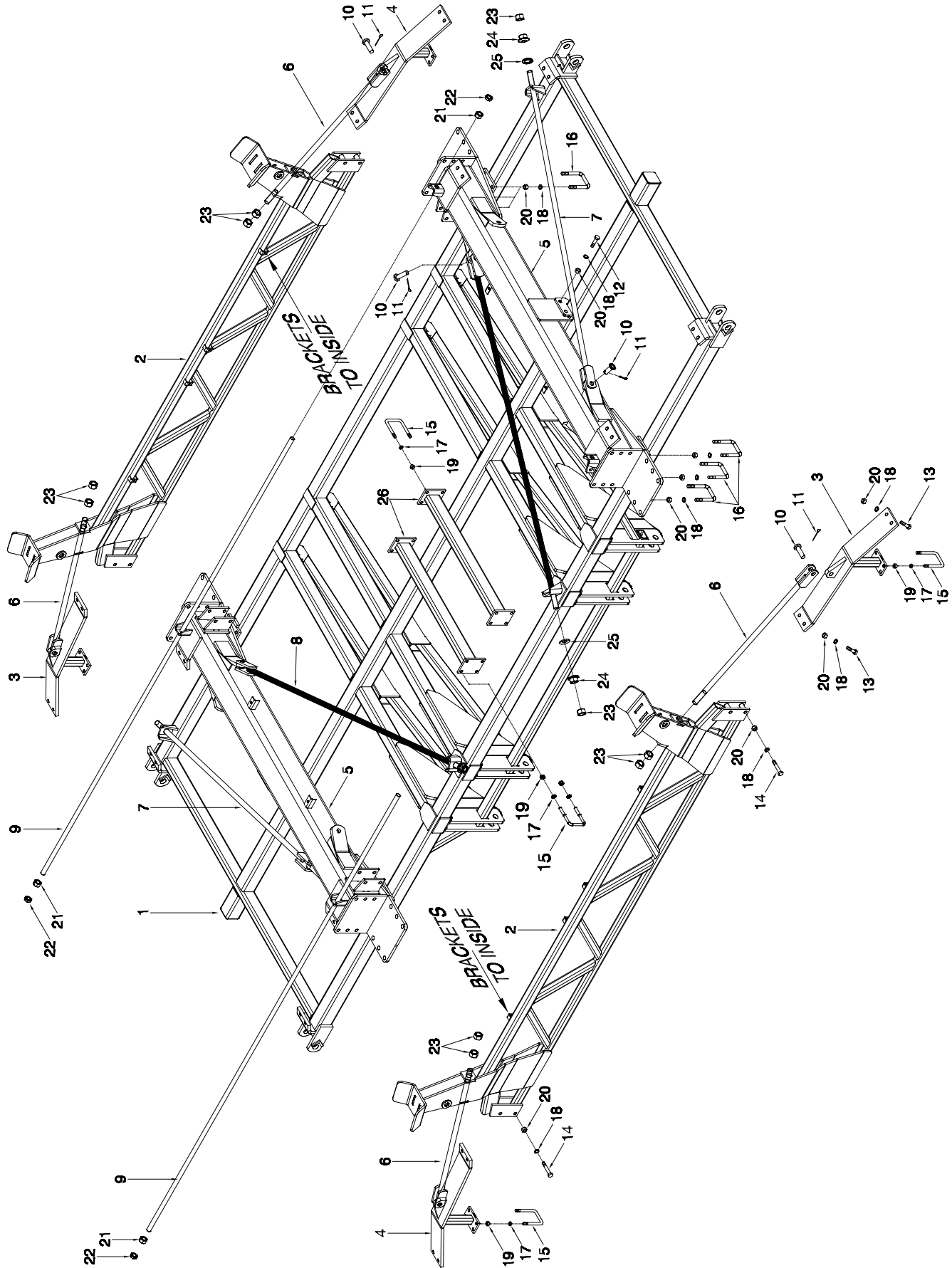
Frames & Hitching Main Frame & Depth Beams - 41 Ft to 71 Ft - 2008 to present



Note: Items may appear different from shown.

Item	Part No.	Description	Qty
1	C-695	Hex Bolt - 3/4 x 2 Lg.....	4
2	C-5561	U-bolt - 3/4 x 4 x 5 9/16.....	12
3	C31361	Spherical Nut 1 1/4	2
4	S42622	Brace Plate.....	4
5	*****	Left Main Depth Tube (See Page "Main Depth Beams")	1
6	*****	Right Main Depth Tube (See Page "Main Depth Beams").....	1
7	S42900	Rear Main Axle.....	2
8	W-509	Hex Bolt - 3/4 x 2 1/2 Lg.....	32
9	W-518	Hex Nut - 3/4.....	60
10	W-527	Lockwasher - 3/4.....	60
11	S42884	Main Frame - 3 Frame	1
	S45730	Main Frame - 5 Frame (See Page 1-15)	1

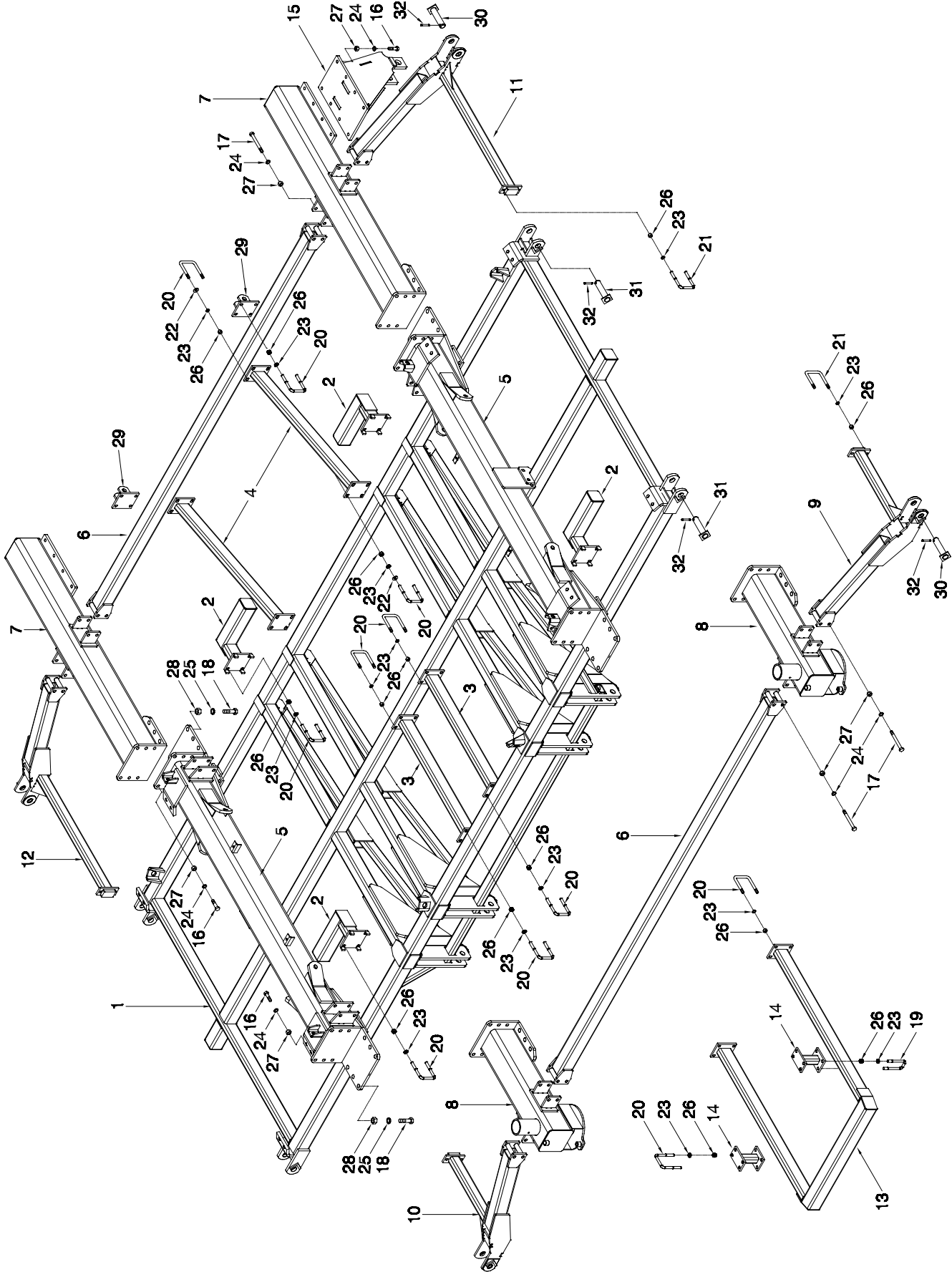
Frames & Hitching Main Frame & Depth Beams - 80 Ft and 86 Ft



80 Ft and 86 Ft - Main Frame

Item	Part No.	Description	Qty
1	S45271	Main Frame	1
2	S45289	Wing Lift Truss - Main	2
3	S45913	Hinge Brace - Left	2
4	S45915	Hinge Brace - Right.....	2
5	S47070	Center Main Depth Tube (See Page "Main Depth Beams")	2
6	S45917	Tie Rod - 48 Lg	2
7	S42649	Tie Rod - 84 1/2 Lg	2
8	S47506	Tie Rod - 90 Lg	2
9	S45791	Tie Rod - 159 Lg	2
10	W-558	Pin - 1 x 2 1/4 UL	8
11	W-535	Cotter Pin - 1/4 x 1 1/2 Lg	8
12	C-695	Hex Bolt - 3/4 x 2 Lg.....	4
13	W-509	Hex Bolt - 3/4 x 2 1/2 Lg.....	16
14	S-1191	Hex Bolt - 3/4 x 5 Lg.....	8
15	C-219	U-Bolt - 5/8 x 4 x 5 9/16	8
16	C-5561	U-bolt - 3/4 x 4 x 5 9/16.....	12
17	W-526	Lockwasher - 5/8.....	16
18	W-527	Lockwasher - 3/4.....	52
19	W-517	Hex Nut - 5/8	16
20	W-518	Hex Nut - 3/4	52
21	W-520	Hex Nut - 1	8
22	S-711	Jam Nut - 1	4
23	P61D20	Hex Nut - 1 1/4.....	4
24	C31361	Spherical Nut - 1 1/4	4
25	C15767	Spherical Washer - 2 1/2 Dia	4
26	S42714	Frame Spacer.....	2

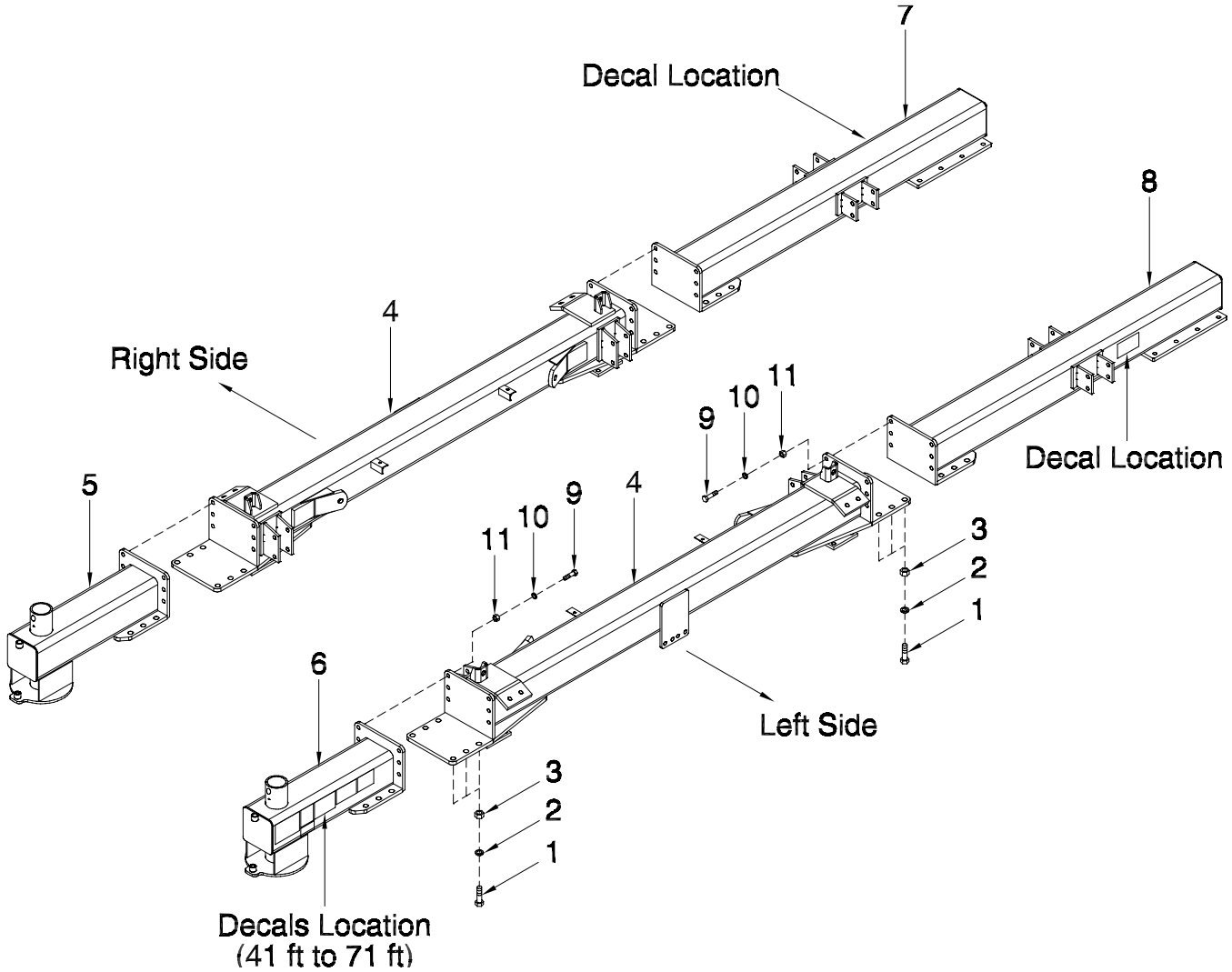
Frames & Hitching Main Frame & Depth Beams - 80 Ft and 86 Ft



80 Ft and 86 Ft - Main Frame

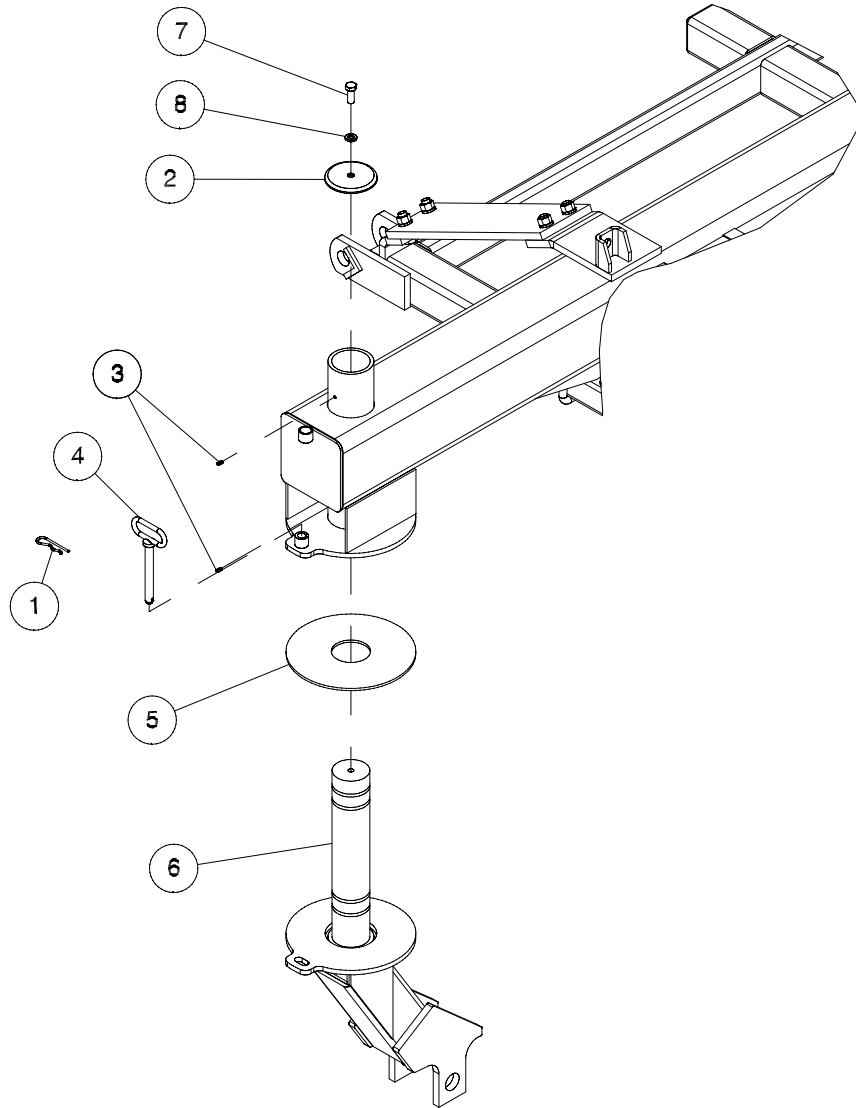
Item	Part No.	Description	Qty
1	S45271	Main Frame	1
2	S44314	Extension Stub.....	4
3	S42714	Frame Spacer.....	2
4	S42964	Rear Tow Hitch Brace	2
5	S47070	Center Main Depth Tube (See Page "Main Depth Beams")	2
6	S45297	Hitch Cross Member	2
7	S45903	Rear Main Depth Tube - 80 & 86 (See Page "Main Depth Beams").....	2
8	S45902	Front Main Depth Tube - 80 & 86 (See Page "Main Depth Beams")	2
9	S45921	Front Hinge Brace - Left.....	1
10	S45922	Front Hinge Brace - Right.....	1
11	S45941	Rear Hinge Brace - Left.....	1
12	S47517	Rear Hinge Brace - Right.....	1
13	S45729	Trip Mounting Frame.....	1
14	S47589	Spacer.....	2
15	S47080	Main Axle - Rear	2
16	W-509	Hex Bolt - 3/4 x 2 1/2 Lg.....	40
17	C-3917	Hex Bolt - 3/4 x 7 Lg.....	16
18	J12344	Hex Bolt - 1 x 3 Lg.....	24
19	D-4931	U-Bolt - 5/8 x 2 x 5 1/2	4
20	C-219	U-Bolt - 5/8 x 4 x 5 9/16	36
21	N37512	U-Bolt - 5/8 x 4 x 6 1/4	4
22	W-629	Flatwasher - 5/8	16
23	W-526	Lockwasher - 5/8.....	88
24	W-527	Lockwasher - 3/4.....	56
25	C-705	Lockwasher - 1	24
26	W-517	Hex Nut - 5/8.....	88
27	W-518	Hex Nut - 3/4	56
28	W-520	Hex Nut - 1	24
29	N19203	Mounting Bracket	2
30	S47518	Pin - 1 1/2 Dia x 5 5/8 UL.....	4
31	S42725	Pin - 1 1/2 Dia x 6 3/8 UL.....	4
32	T-5245	Spiral Pin - 3/8 x 2 1/2.....	8

Frames & Hitching Main Depth Beams - September 2009 to present



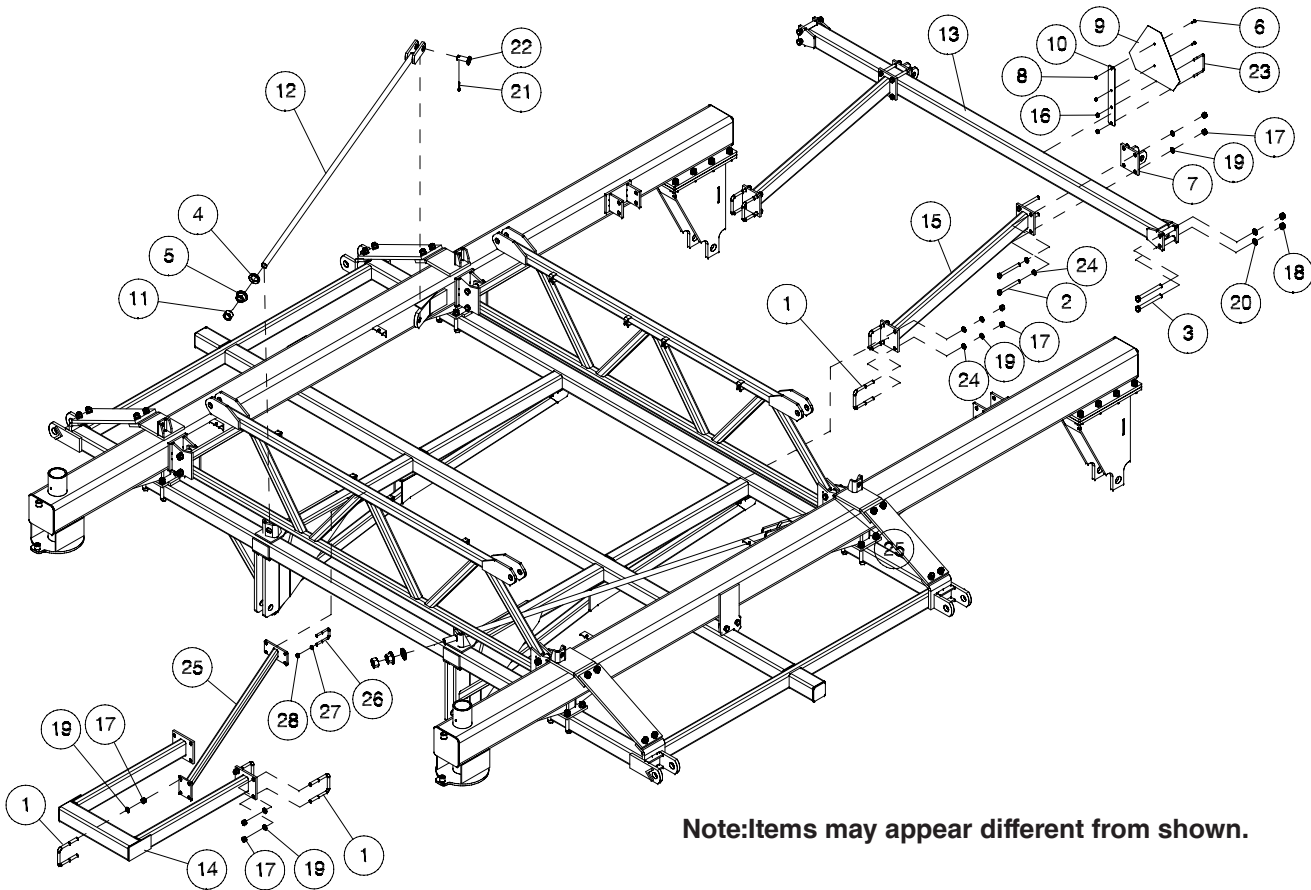
Item	Part No.	Description	Qty
1	J12344	Hex Bolt - 1 x 3 Lg.....	24
2	C-705	Lockwasher - 1.....	24
3	W-520	Hex Nut - 1.....	24
4	S45797	Center Main Depth Tube - 41 to 71.....	2
	S47070	Center Main Depth Tube - 80 & 86.....	2
	S45909	Front Main Depth Tube - 41 to 61.....	1
5	S47630	Front Main Depth Tube - 71.....	1
	S45902	Front Main Depth Tube - 80 & 86.....	1
	S45909	Front Main Depth Tube - 41 to 61.....	1
6	S47630	Front Main Depth Tube - 71.....	1
	S45902	Front Main Depth Tube - 80 & 86.....	1
	S45903	Rear Main Depth Tube.....	1
7	S45903	Rear Main Depth Tube.....	1
8	S45903	Rear Main Depth Tube.....	1
9	W-509	Hex Bolt - 3/4 x 2 1/2 Lg.....	24
10	W-527	Lockwasher - 3/4.....	24
11	W-518	Hex Nut - 3/4.....	24

Frames & Hitching Main Frame Front Axle Castor - 41 Ft to 86 Ft



Item	Part No.	Description	Qty
1	BW-11	Hairpin - 3/16.....	2
2	C18781	Cap - 3 1/2	2
3	S-752	Grease Zerk - 1/4.....	4
4	S33404	Lock Pin	2
5	S39728	Wear Plate - 3 5/8 ID x 12 OD.....	2
6	S44309	Castor Fork - Main Frame.....	2
7	W-497	Hex Bolt - 5/8 x 1-1/2 Lg.....	2
8	W-526	Lockwasher - 5/8.....	2

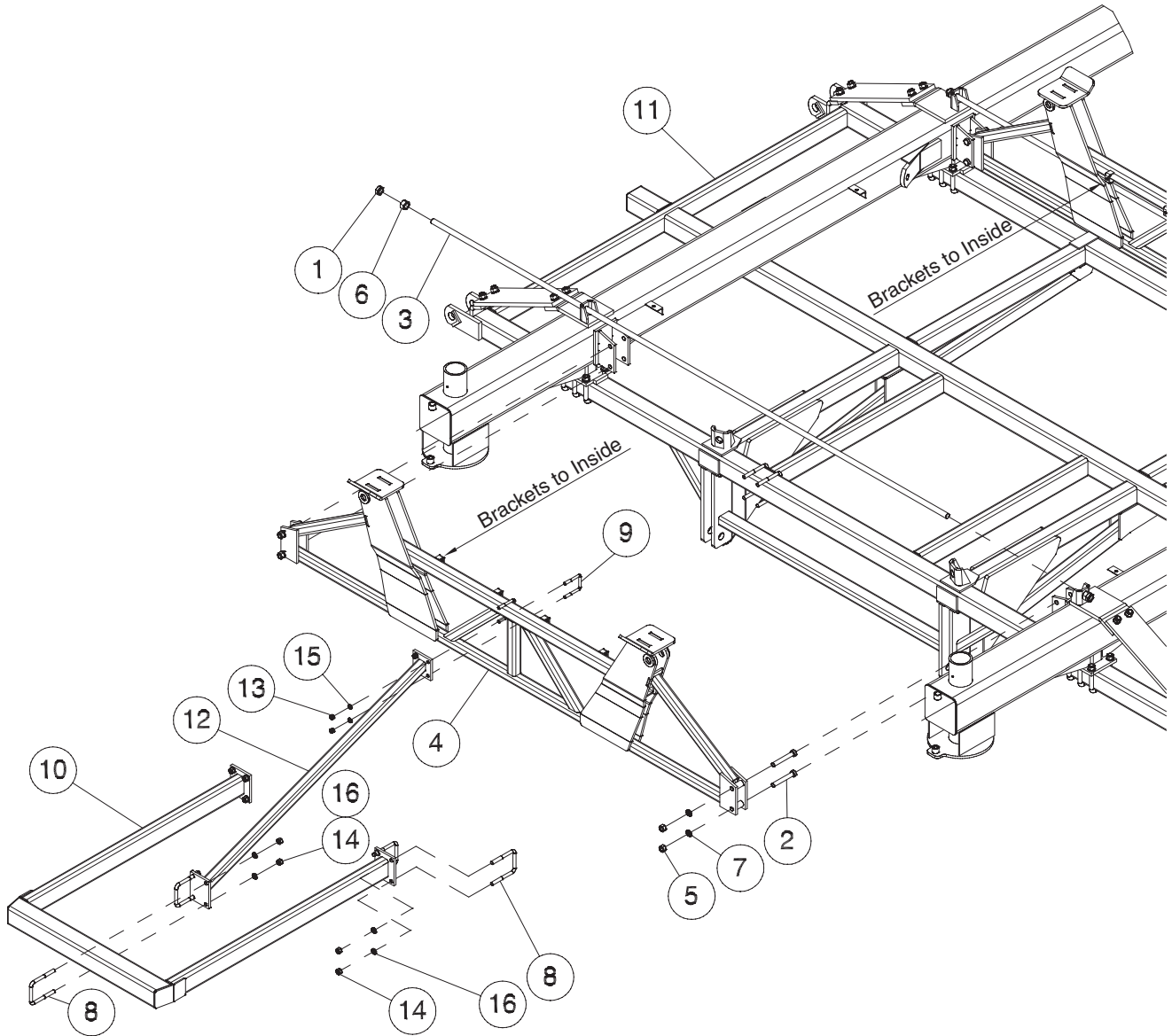
Frames & Hitching Front and Rear Hitch Beam - 41 Ft to 71 Ft



Note: Items may appear different from shown.

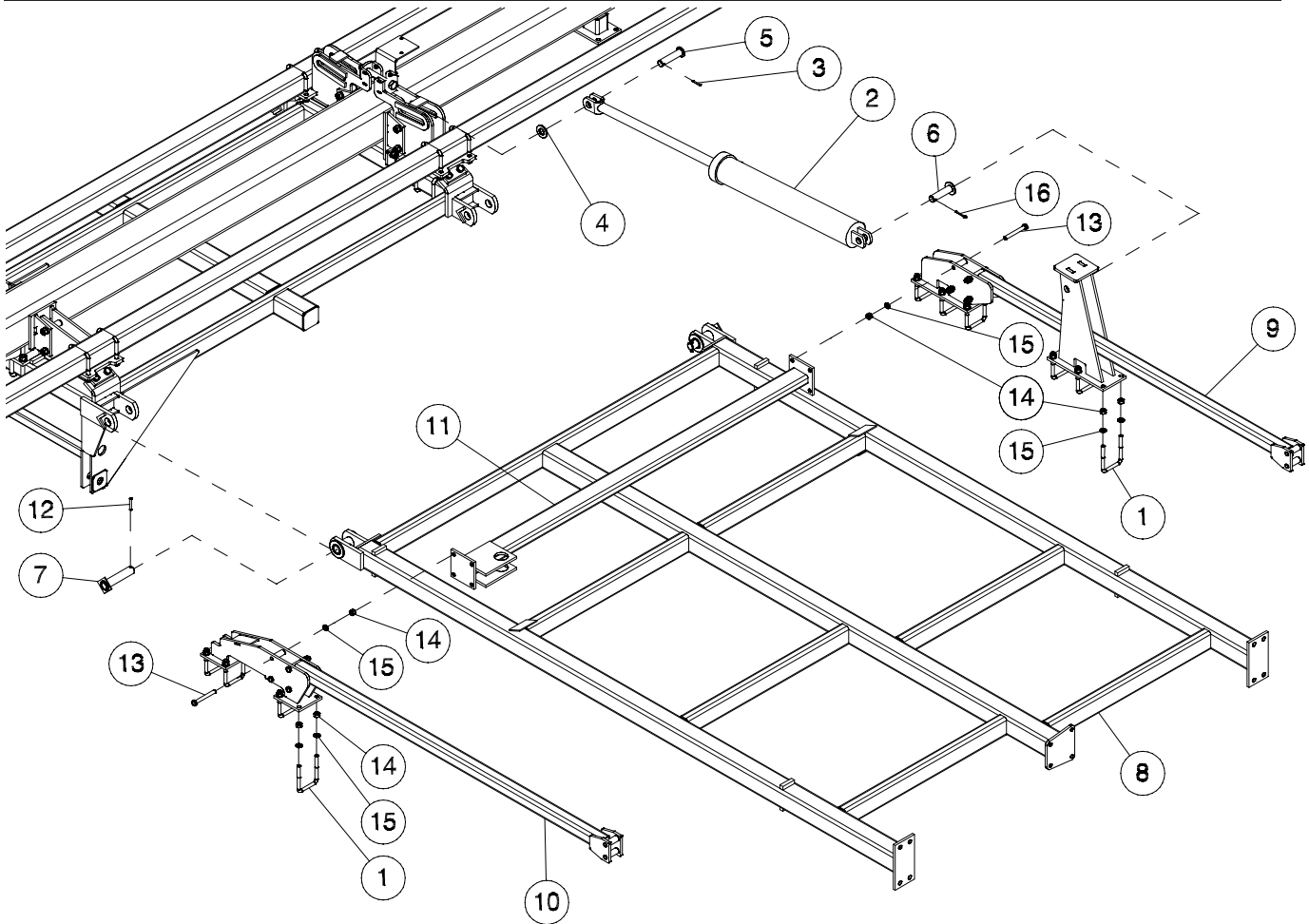
Item	Part No.	Description	Qty
1	C-219	U-Bolt - 5/8 x 4 x 5 9/16	8
2	C-507	Hex Bolt - 5/8 x 6 Lg.....	8
3	C-3917	Hex Head Bolt - 3/4 x 7 Lg.....	4
4	C15767	Spherical Washer - 2 1/2 Dia	2
5	C31361	Spherical Nut 1-1/4.....	2
6	K-3830	Hex Bolt - 1/4 x 1/2 Lg.....	2
7	N19203	Mounting Bracket	2
8	N22778	Locknut - 1/4 Nylon Insert.....	2
9	N34475	Slow Moving Vehicle Emblem	1
10	N34714	Mount - SMV	1
11	P61D20	Hex Nut - 1 1/4	2
12	S42649	Tie Rod - 1 1/4 Dia x 84 1/2 UL	2
13	S42905	Rear Hitch Cross Member.....	1
14	S42963	Trip Mounting Frame - 3 Frame	1
	S45729	Trip Mounting Frame - 5 Frame (See Next Page)	1
15	S42964	Rear Tow Hitch Brace	2
16	D-5279	Flange Locknut - 3/8	2
17	W-517	Hex Nut - 5/8	24
18	W-518	Hex Nut - 3/4	4
19	W-526	Lockwasher - 5/8.....	24
20	W-527	Lockwasher - 3/4.....	4
21	W-535	Cotter Pin - 1/4 x 1 1/2 Lg	2
22	W-558	Pin - 1 Dia x 2 1/4 UL.....	2
23	N15098	U-Bolt - 3/8 x 4 x 5	1
24	W-629	Flatwasher - 5/8	16
25	S47657	Brace Tube.....	1
26	D-4825	U-Bolt - 1/2 x 2 1/2 x 3 3/4 Lg	2
27	W-525	Lockwasher - 1/2.....	4
28	W-516	Hex Nut - 1/2.....	4

Frames & Hitching Wing Lift Truss - 61 Ft & 71 Ft



Item	Part No.	Description	Qty
1	S-711	Hex Jam Nut - 1	4
2	S-1191	Hex Bolt - 3/4 x 5 Lg.....	8
3	S44361	Truss Rod - 1 Dia	2
4	S44465	Main Wing Lift Truss 5 Frame Machines	2
5	W-518	Hex Nut - 3/4	69
6	W-520	Hex Nut - 1	4
7	W-527	Lockwasher - 3/4.....	68
8	C-219	U-Bolt - 5/8 x 4 x 5-9/16.....	6
9	D-4825	U-Bolt - 1/2 x 2-1/2 x 3-3/4.....	2
10	S45729	Trip Mounting Frame.....	1
11	S45730	Main Frame	1
12	S45732	Brace Tube.....	1
13	W-516	Hex Nut - 1/2.....	4
14	W-517	Hex Nut - 5/8.....	12
15	W-525	Lockwasher - 1/2.....	4
16	W-526	Lockwasher - 5/8.....	12

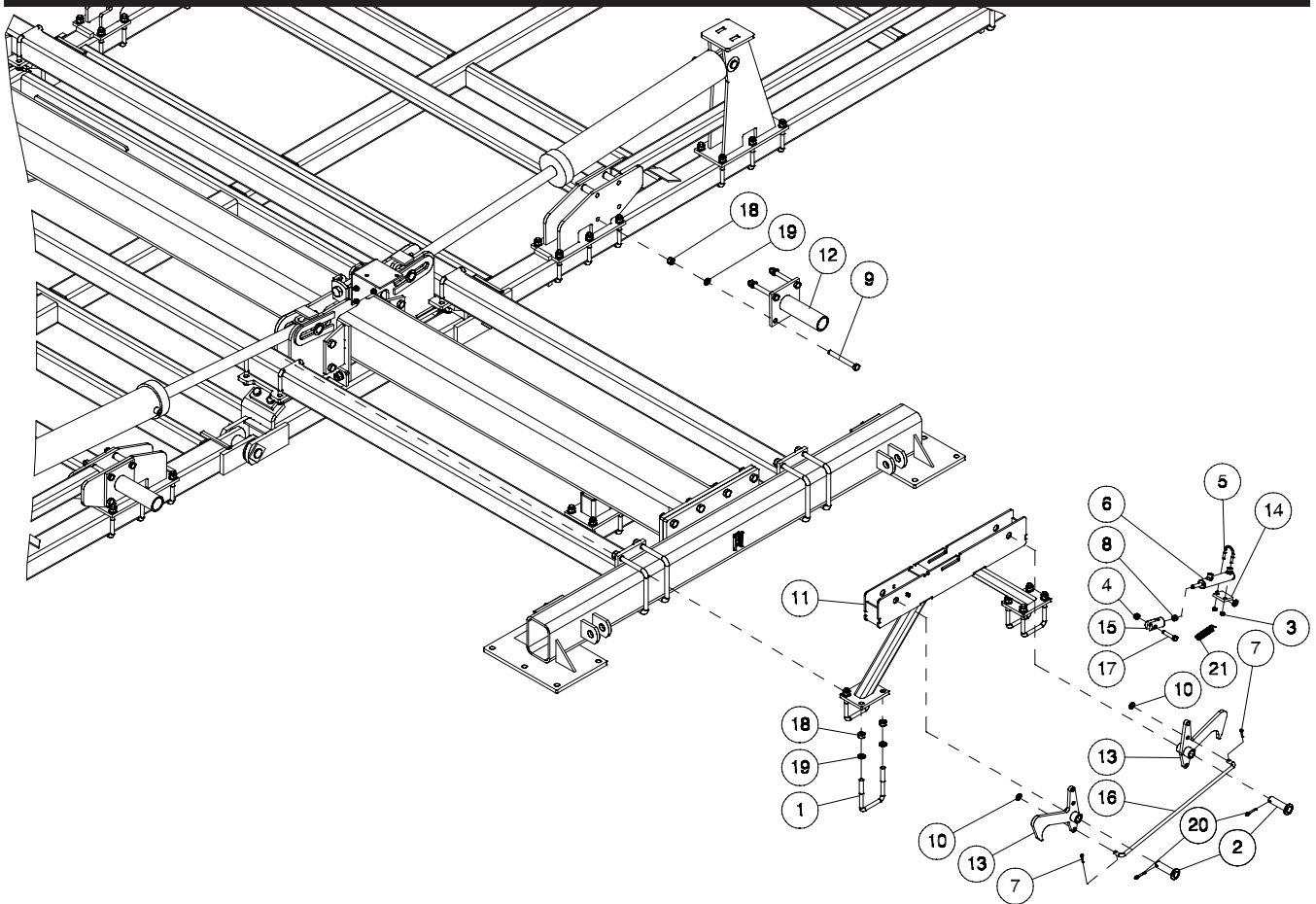
Frames & Hitching Wing Lift, Wing Frame & Truss - 25 & 31 Ft



Note: Items have been removed for clarity.

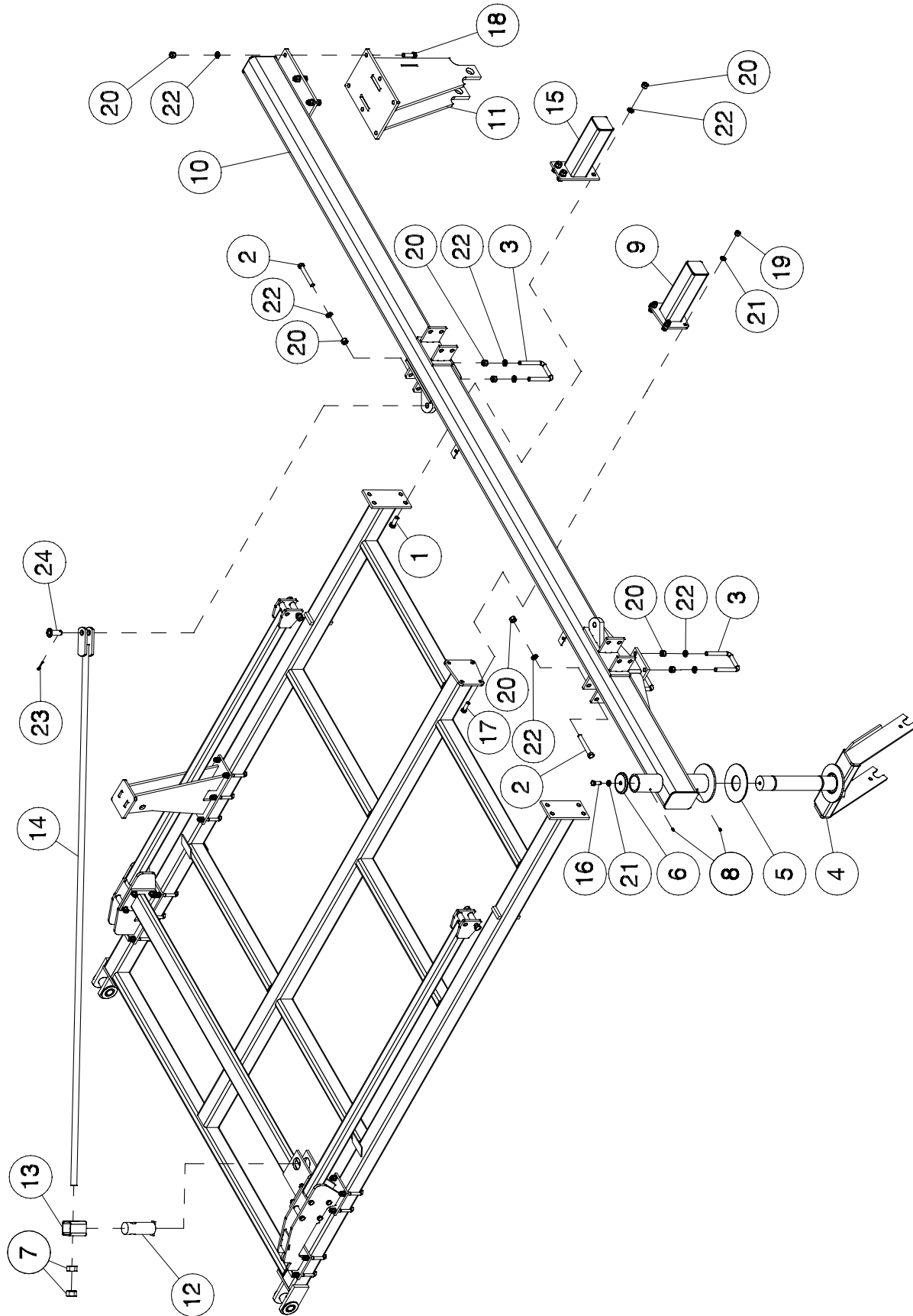
Item	Part No.	Description	Qty
1	C-219	U-Bolt - 5/8 x 4 x 5-9/16	10
2	C34442	Hydraulic Cylinder	1
3	D-5244	Spiral Pin - 1/4 x 2.....	1
4	N13962	Washer - 2-1/2 OD x 1-9/32 ID x 1/4	1
5	N28998	Pin - 1 1/4 Dia x 4 3/4 UL.....	1
6	S39545	Pin - 1 1/4 x 4 5/16 UL	1
7	S42725	Hinge Pin - 1 1/2 Dia x 6 3/8 UL	2
8	S44978	Inner Wing - 25 ft	1
	S42914	Inner Wing - 31 ft	1
9	S44980	Wing Truss - Rear - 25 ft.....	1
	S44919	Wing Truss - Rear - 31 ft.....	1
10	S44979	Wing Truss - Front - 25 ft.....	1
	S44922	Wing Truss - Front - 31 ft.....	1
11	S44981	Support Beam	1
12	T-5245	Spiral Pin - 3/8 x 2 1/2.....	2
13	W-506	Hex Bolt - 5/8 x 5 Lg.....	8
14	W-517	Hex Nut - 5/8	28
15	W-526	Lockwasher - 5/8.....	28
16	W-4181	Cotter Pin - 1/4 x 2 Lg	1

Frames & Hitching Wing Lift Lock - 25 & 31 Ft



Item	Part No.	Description	Qty
1	C-219	U-Bolt - 5/8 x 4 x 5-9/16	4
2	C-1429	Pin - 1 x 3-3/8 UL	2
3	C32925	Center Locknut - 5/16.....	2
4	F-3405	Locknut - 1/2 Unitorque.....	2
5	N42091	U-bolt - 5/16 x 1-11/16 x 2-1/4	1
6	N47712	Hyd Cylinder Assembly	1
7	S-531	Cotter Pin - 3/16 x 1 Lg	2
8	S-1292	Hex Jam Nut - 1/2	1
9	S-1344	Hex Bolt - 5/8 x 5 1/2 Lg.....	8
10	S-1925	Flat Washer - 1/2.....	2
11	S47533	25/31 Transport Rest/Lock.....	1
12	S47534	Transport Stop	2
13	S47537	Hook.....	2
14	S47540	Cylinder Pivot.....	1
15	S47542	Clevis End.....	1
16	S47543	Rod - 1/2 Dia	1
17	W-489	Hex Bolt - 1/2 x 2 1/4 Lg.....	1
18	W-517	Hex Nut - 5/8.....	16
19	W-526	Lockwasher - 5/8.....	16
20	W-535	Cotter Pin - 1/4 x 1 1/2 Lg	2
21	W-1663	Adjusting Spring.....	1

Frames & Hitching Wing Frame Depth Beams - 25 & 31 Ft

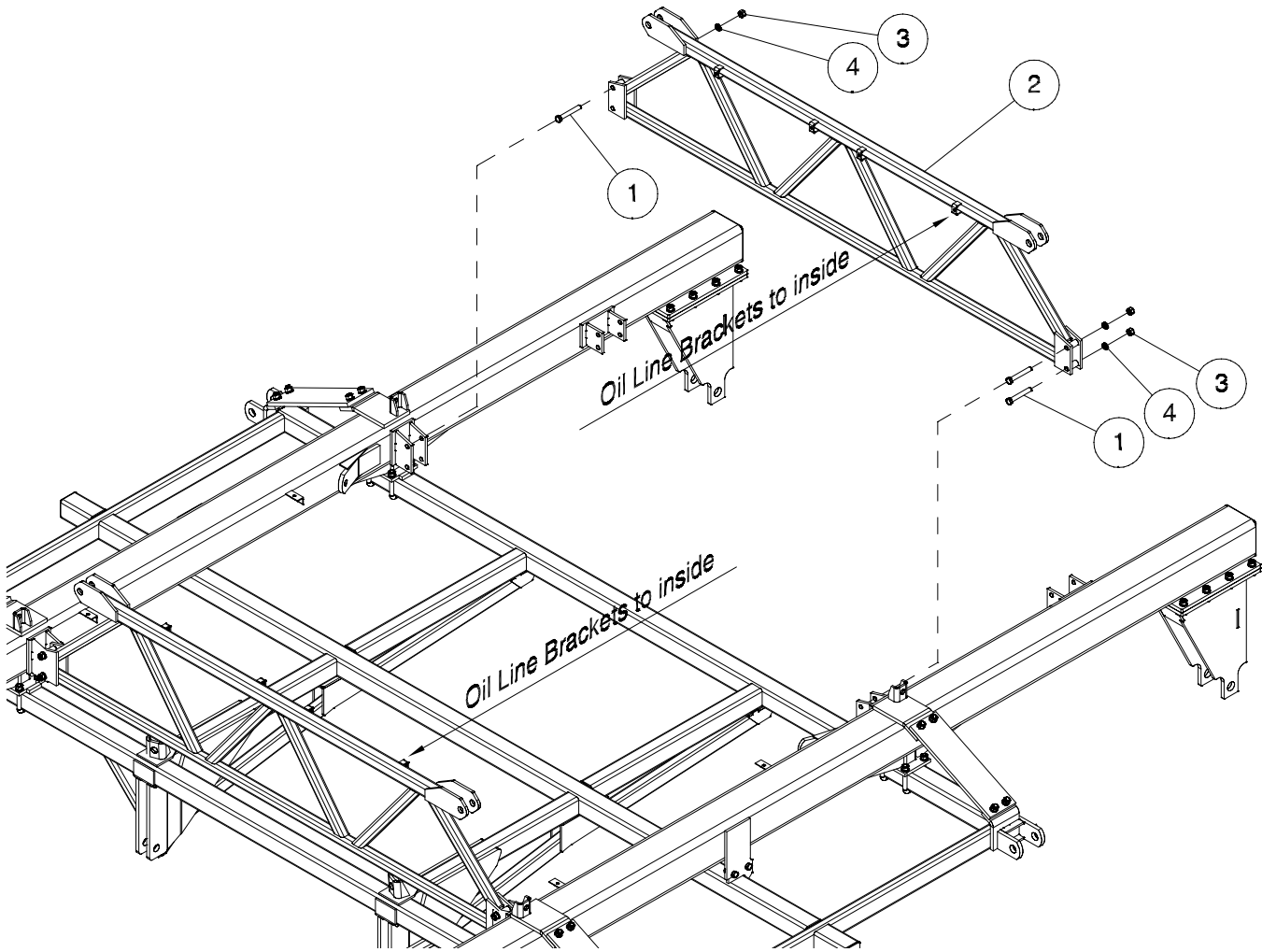


Note: Items have been removed for clarity.

Wing Frame Depth Beams - 25 & 31 Ft

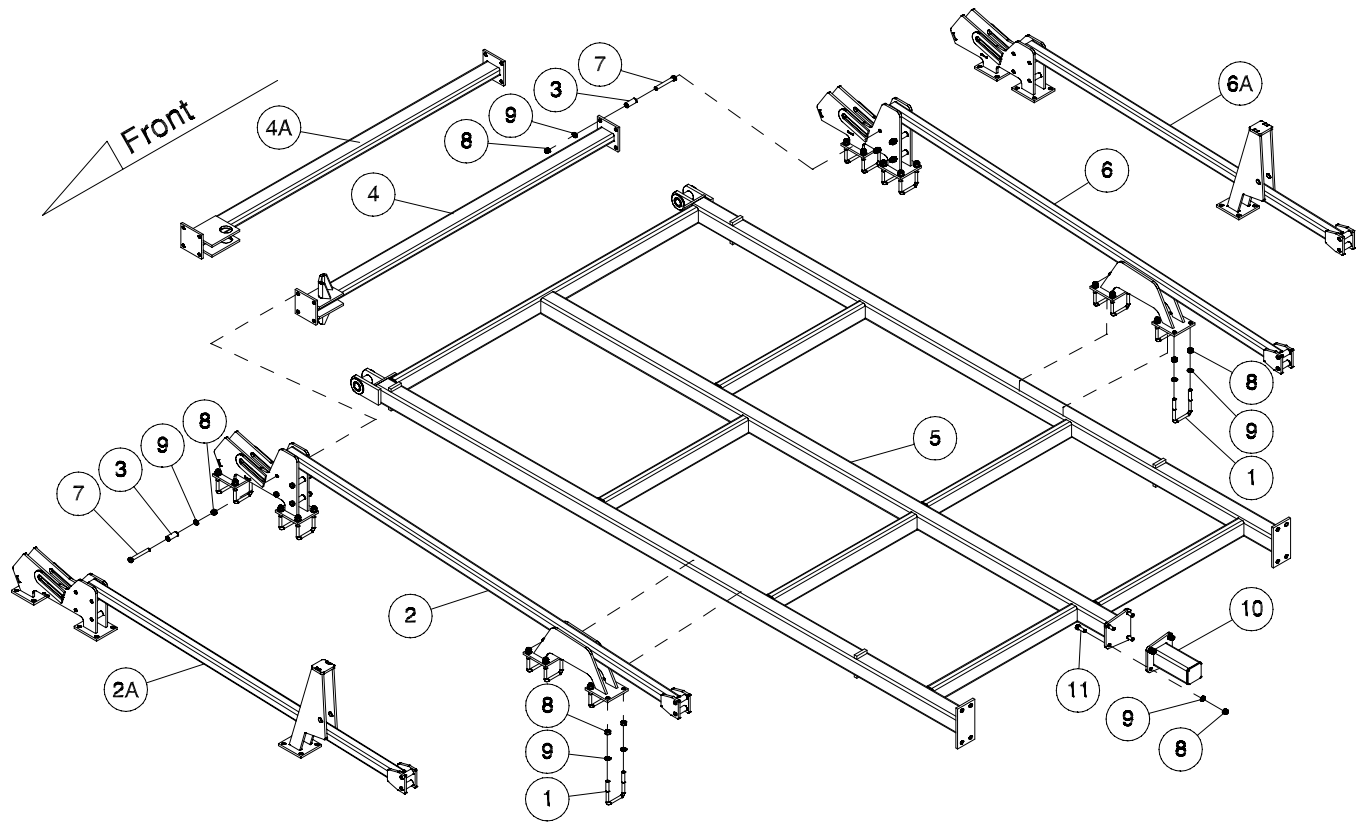
Item	Part No.	Description	Qty
1	C-695	Hex Bolt - 3/4 x 2 Lg.....	4
2	C-3919	Hex Bolt - 3/4 x 5 1/2 Lg.....	4
3	C-5561	U-Bolt - 3/4 x 4 x 5-9/16	4
4	C18657	Fork - Outer Castor	1
5	C18662	Wear Plate.....	1
6	C18782	Cap - 3 Dia.....	1
7	P61D20	Hex Nut - 1 1/4.....	2
8	S-752	Grease Zerk - 1/4.....	2
9	S42862	Extension Stub - 14 1/4 Lg - 31 ft.....	1
10	S42918	Left Wing Depth Tube - 31 ft	1
	S42919	Right Wing Depth Tube - 31 ft.....	1
10A	S42982	Wing Depth Tube (Left and Right for 25ft) 1 per wing.....	2
11	S42921	Rear Axle Wing Depth Beams.....	1
12	S44983	Outer Wing Lift Pivot - Lg	1
13	S44984	Spacer Tube	1
14	S44985	Tie Rod - 97 Lg - 25 ft	1
	S44991	Tie Rod - 115 1/2 Lg - 31 ft.....	1
15	S44993	Extension Stub Rear - 12 inch spacing	1
16	W-497	Hex Bolt - 5/8 x 1-1/2 Lg.....	1
17	W-499	Hex Bolt - 5/8 x 2 Lg.....	4
18	W-509	Hex Bolt - 3/4 x 2-1/2 Lg	6
19	W-517	Hex Nut - 5/8.....	4
20	W-518	Hex Nut - 3/4.....	18
21	W-526	Lockwasher - 5/8.....	5
22	W-527	Lockwasher - 3/4.....	18
23	W-535	Cotter Pin - 1/4 x 1 1/2 Lg	1
24	W-558	Pin - 1 Dia x 2-1/4 UL.....	1

Frames & Hitching Wing Lift Truss - 41 Ft to 51 Ft



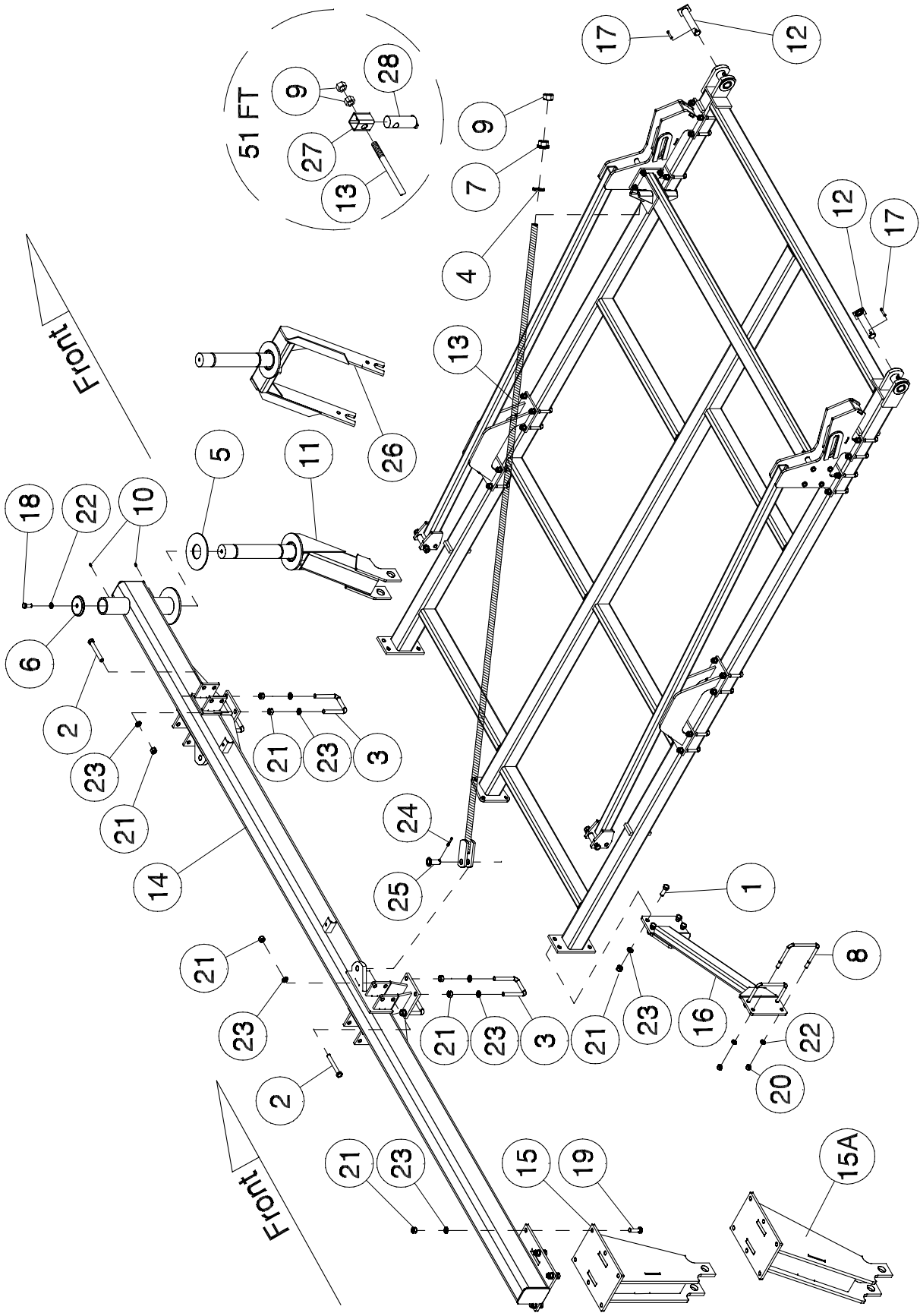
Item	Part No.	Description	Qty
1	S-1191	Hex Bolt - 3/4 x 5 Lg.....	8
2	S42703	Wing Lift Truss - Front and Back.....	2
3	W-518	Hex Nut - 3/4.....	8
4	W-527	Lockwasher - 3/4.....	8

Frames & Hitching Wing Frame and Truss - 41 Ft to 51 Ft



Item	Part No.	Description	Qty
1	C-219	U-Bolt - 5/8 x 4 x 5 9/16	32
2	S42706	Winglift - Front Truss - 47Ft.....	2
	S42956	Winglift - Front Truss - 41Ft.....	2
2A	S47061	Winglift - Front Truss - 51Ft.....	2
3	S42707	Spacer Bushing - 1 OD x 0.688 ID x 2 15/32 Lg.....	16
4	S42713	Support Beam - 88 1/4 Lg - 41Ft & 47Ft.....	2
4A	S44981	Support Beam - 88 1/4 Lg - 51Ft	2
5	S42929	Wing Frame - 47Ft	2
	S42914	Wing Frame - 41Ft & 51Ft.....	2
6	S42931	Winglift - Rear Truss - 47Ft	2
	S42957	Winglift - Rear Truss - 41Ft	2
6A	S47064	Winglift - Rear Truss - 51Ft	2
7	W-506	Hex Bolt - 5/8 x 5 Lg.....	16
8	W-517	Hex Nut - 5/8.....	88
9	W-526	Lockwasher - 5/8.....	88
10	S42861	Extension Stub -10 1/4 Lg - 41ft 12" Spacing, 47ft 10" & 12" Spacing	2
	S42862	Extension Stub - 14 1/4 Lg - 41ft 10" Spacing	2
11	W-498	Hex Bolt - 5/8 x 1 3/4 Lg.....	8

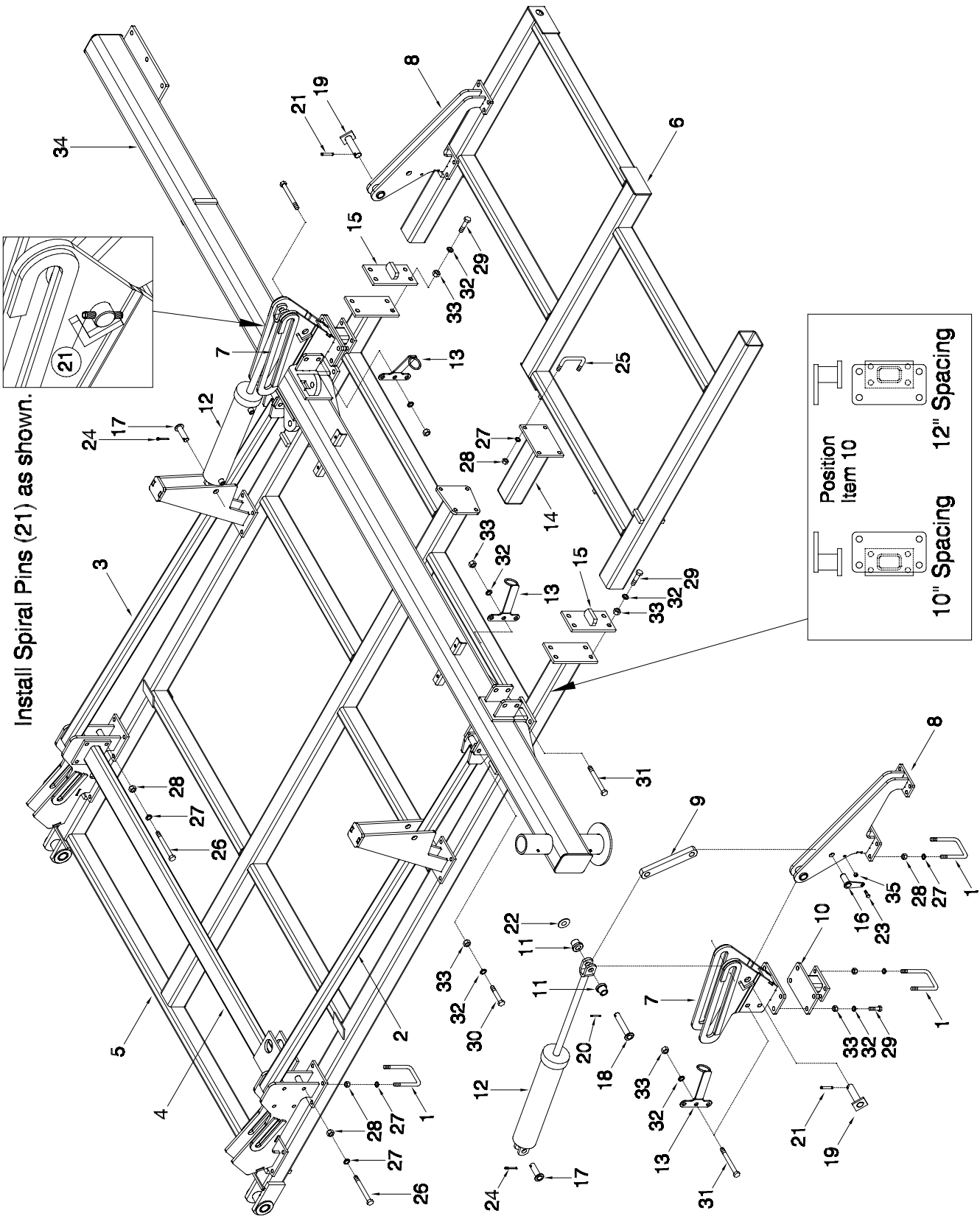
Frames & Hitching Wing Frame Depth Beam - 41 Ft to 51 Ft



Frames & Hitching - Wing Frame Depth Beam - 41 Ft to 51 Ft

Item	Part No.	Description	Qty
1	C-695	Hex Bolt - 3/4 x 2 Lg.....	8
2	C-3919	Hex Bolt - 3/4 x 5 1/2 Lg.....	8
3	C-5561	U-Bolt - 3/4 x 4 x 5 9/16	8
4	C15767	Spherical Washer - 2 1/2 Dia	2
5	C18662	Wear Plate - 3 1/8 ID x 8 OD.....	2
6	C18782	Cap - 3 Dia.....	2
7	C31361	Spherical Nut - 1 1/4	2
8	N33342	U-Bolt - 5/8 x 7 x 6 1/2	4
9	P61D20	Hex Nut - 1 1/4.....(Qty 4 for 51Ft).....	2
10	S-752	Straight Grease Zerk - 1/4.....	4
11	S45720	Offset Castor - 3/4 Side Plates - Dual Wheel Option.....	2
12	S42725	Hinge Pin - 1 1/2 Dia x 6 3/8 UL	4
13	S42875	Tie Rod - 141 - 47Ft.....	2
	S42702	Tie Rod - 118 - 41Ft	2
	S47067	Tie Rod - 121 - 51Ft.....	2
14	S42918	Left Wing Depth Tube - 41Ft & 47Ft	1
	S42919	Right Wing Depth Tube - 41Ft & 47Ft.....	1
14A	S42982	Left & Right Wing Depth Tube - 51Ft	2
15	S42921	Rear Axle Wing Depth Beams - 41Ft & 47Ft.....	2
15A	S47084	Rear Axle Wing Depth Beams - 51Ft	2
16	S42977	Wing Depth Beam Brace Left - 41Ft & 47Ft.....	1
	S42976	Wing Depth Beam Brace Right - 41Ft & 47Ft	1
17	T-5245	Spiral Pin - 3/8 x 2 1/2 Lg.....	4
18	W-497	Hex Bolt - 5/8 x 1 1/2 Lg.....	2
19	W-509	Hex Bolt - 3/4 x 2 1/2 Lg.....	12
20	W-517	Hex Nut - 5/8.....	8
21	W-518	Hex Nut - 3/4.....	44
22	W-526	Lockwasher - 5/8.....	10
23	W-527	Lockwasher - 3/4.....	44
24	W-535	Cotter Pin - 1/4 x 1 1/2 Lg	2
25	W-558	Pin - 1 Dia x 2 1/4 UL.....	2
26	C18657	Castor Fork (Single Tire)	2
27	S44984	Spacer Tube	2
28	S47655	Tie Rod Pin	2

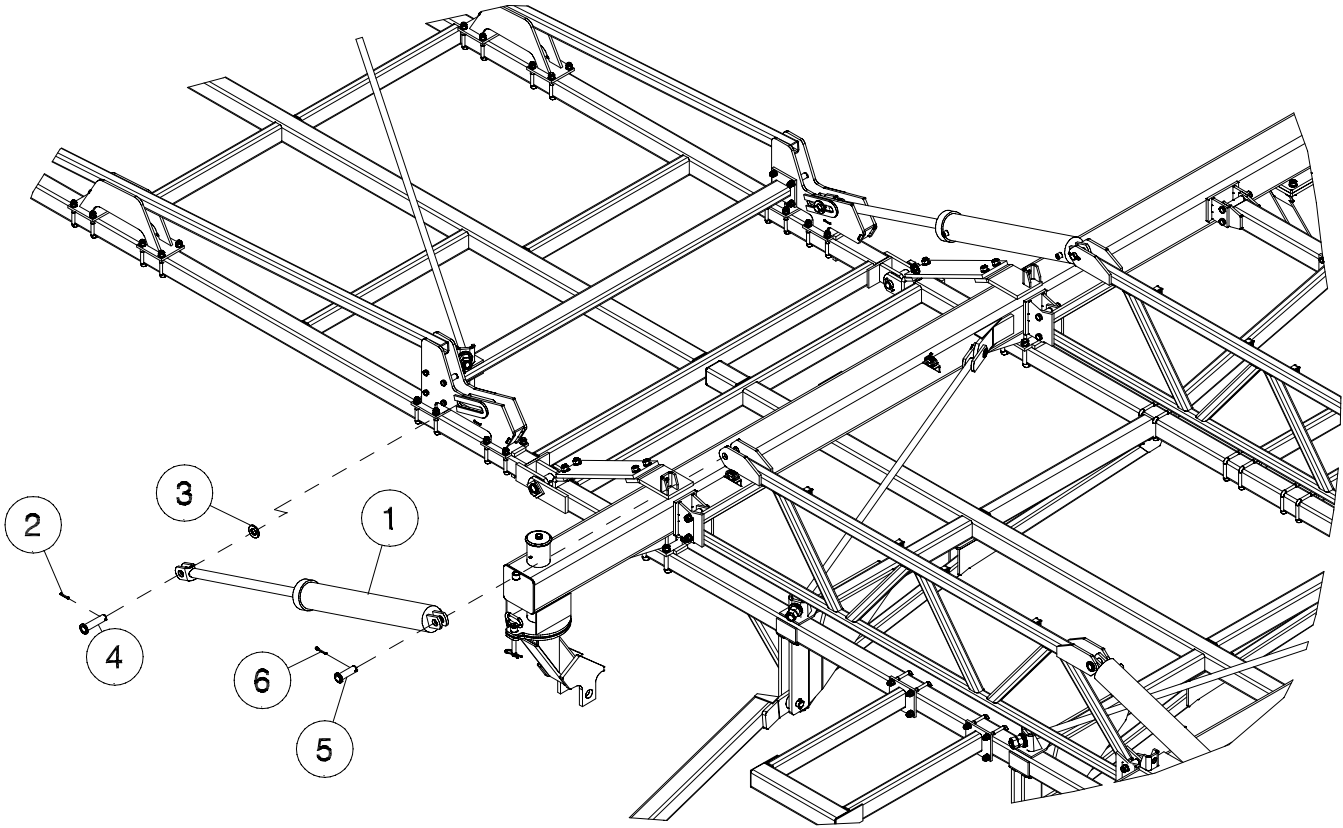
Frames & Hitching 51 Ft Flip Wing



Frames & Hitching - 51 Ft Flip Wing

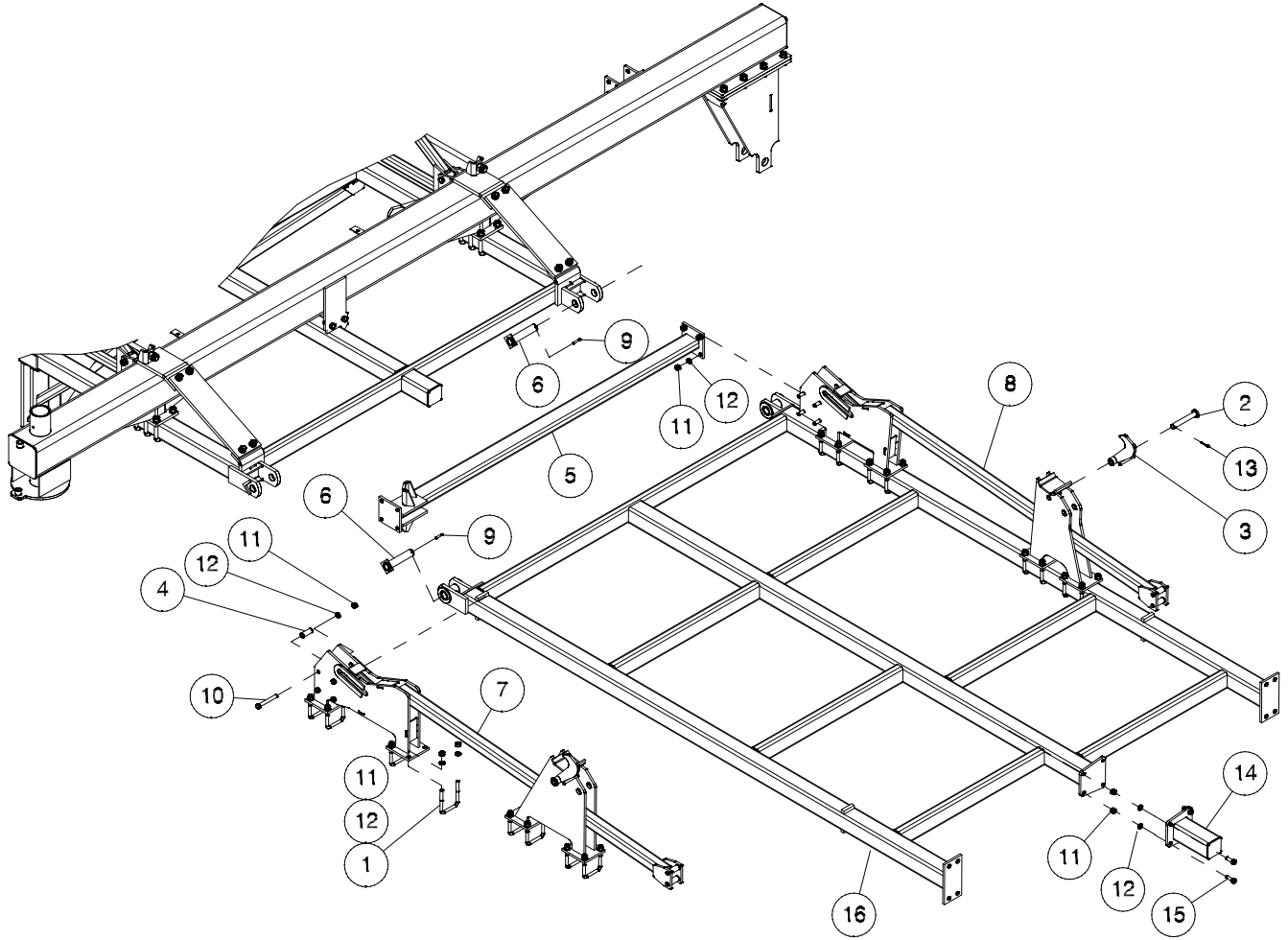
Item	Part No.	Description	Qty
1	C-219	U-Bolt - 5/8 x 4 x 5 9/16	48
2	S47061	Winglift - Front Truss - 51Ft.....	2
3	S47064	Winglift - Rear Truss - 51Ft	2
4	S44981	Support Beam - 88 1/4 Lg - 51Ft	2
5	S42914	Wing Frame - 51Ft	2
6	S45279	Flip Wing	2
7	S45759	Flip Hinge Bracket.....	4
8	S45771	Outer Flip Hinge.....	4
9	C33796	Wing Lift Link.....	4
10	S47060	Outer Hinge Brace	4
11	N33797	Wing Lift Roller.....	8
12	C26436	Cylinder - 4 x 18.....	4
13	S47749	Hose Holder	4
14	S47644	Extension Stub - 15 1/16 Lg.....	2
15	S47059	Frame Stop.....	4
16	S49850	Pin - 1 x 2 13/32 UL	4
17	W-1628	Pin - 1 x 3 3/4 UL	4
18	S13261	Pin - 1 x 5 5/8 UL	4
19	S45796	Pin - 1 1/4 x 4 1/16 UL	4
20	D-5244	Spiral Pin - 1/4 x 2 Lg.....	4
21	T-5245	Spiral Pin - 3/8 x 2 1/2 Lg.....	4
22	D-5498	Washer - 1 1/16 ID x 2 OD x 11 Ga.....	4
23	W-187	Hex Bolt - 3/8 x 1 1/4	4
24	W-535	Cotter Pin - 1/4 x 1 1/2 Lg	4
25	C-4569	U-Bolt - 5/8 x 4 x 3 1/4 UL.....	4
26	W-506	Hex Bolt - 5/8 x 5 Lg.....	16
27	W-526	Lockwasher - 5/8.....	120
28	W-517	Hex Nut - 5/8.....	120
29	C-695	Hex Bolt - 3/4 x 2 Lg.....	32
30	C-3919	Hex Bolt - 3/4 x 5 1/2 Lg.....	8
31	D-5558	Hex Bolt - 3/4 x 6 Lg.....	8
32	W-527	Lockwasher - 3/4.....	48
33	W-518	Hex Nut - 3/4.....	48
34	S42982	Left & Right Wing Depth Tube - 51Ft	2
35	M-3388	Hex Lock Nut - 3/8	4

Frames & Hitching Wing Lift - 41 Ft to 51 Ft



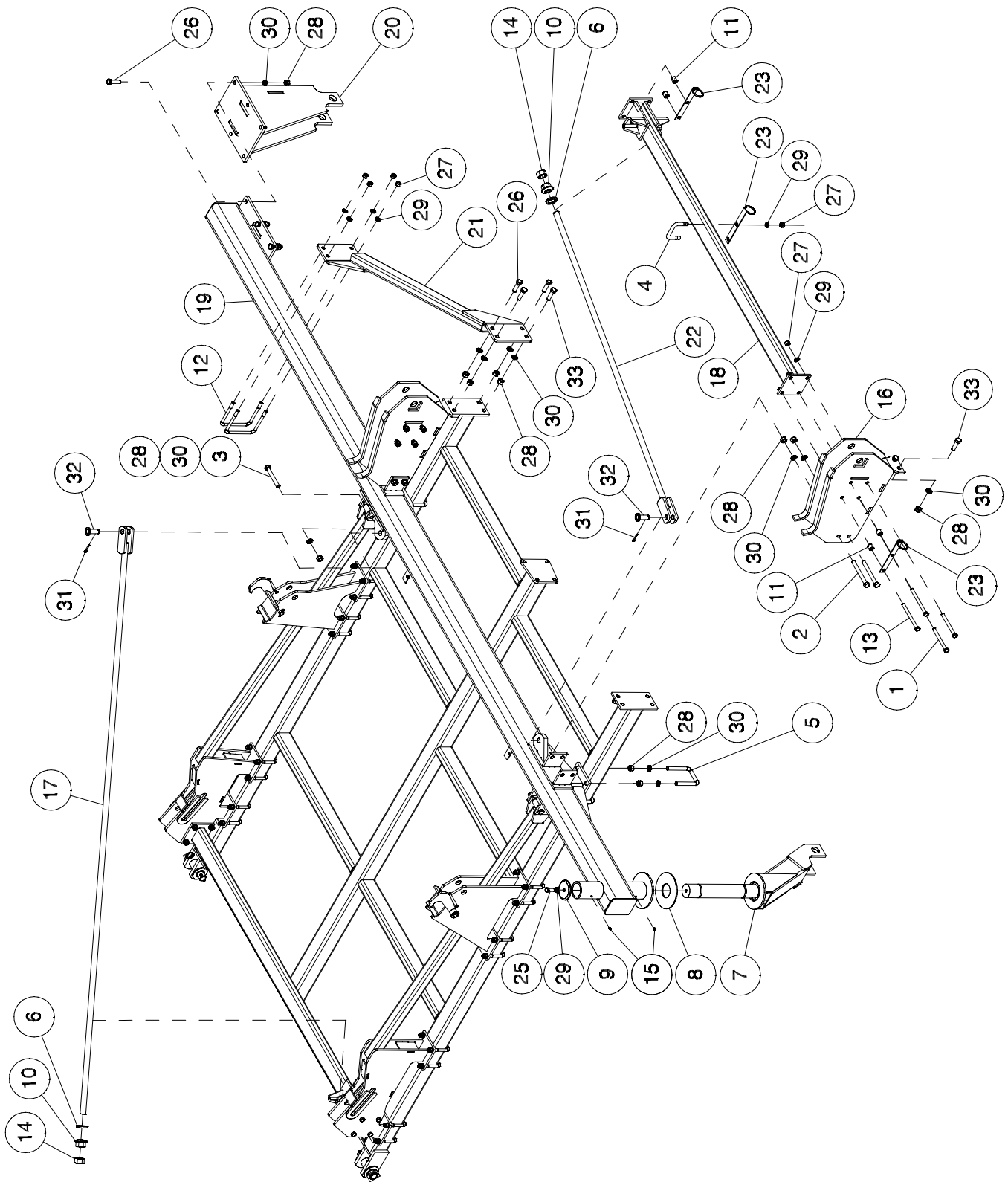
Item	Part No.	Description	Qty
1	C34442	Hyd Cylinder - 4 1/2 x 30.....	4
2	D-5244	Spiral Pin - 1/4 X 2.....	2
3	N13962	Washer - 1 9/32 ID x 2 1/2 OD x 1/4 Thick.....	2
4	N28988	Pin - 1 1/4 x 4 3/4.....	2
5	S39543	Pin - 1 1/4 X 3 5/8.....	2
6	W-4181	Cotter Pin - 1/4 x 2 Lg.....	2
		Note: See "51 Ft Flip Wing" on page 1-24 for 51 foot flip wing.....	

Frames & Hitching Inner Wing Frame and Truss - 5 Frame



Item	Part No.	Description	Qty
1	C-219	U-Bolt - 5/8 x 4 x 5 9/16	32
2	C26844	Pin - 1 Dia x 6 1/8 UL.....	4
3	S39443	Transport Gravity Lock.....	4
4	S42707	Spacer - 1 OD x 0.688 ID x 2 15/32 Lg.....	16
5	S42713	Support Beam - 88 1/4 Lg - 61 Ft & 71 Ft.....	2
	S44981	Support Beam - 88 1/4 Lg - 80 Ft & 86 Ft (Not Shown).....	2
6	S42725	Hinge Pin - 1 1/2 Dia x 6 3/8 UL	2
7	S42769	Inner Wing Lift Truss - Front - 61 ft.....	2
	S42872	Inner Wing Lift Truss - Front - 71 ft to 86 Ft.....	2
8	S42924	Inner Wing Lift Truss - Rear - 61 ft	2
	S42878	Inner Wing Lift Truss - Rear - 71 ft to 86 Ft	2
9	T-5245	Spiral Pin - .375 x 2.5	4
10	W-506	Hex Bolt - 5/8 x 5 Lg.....	16
11	W-517	Hex Nut - 5/8	88
12	W-526	Lock Washer - 5/8	88
13	W-535	Cotter Pin - 1/4	4
14	S42861	Extension Stub - 10 1/4 Lg - 12 inch spacing only - 61 Ft.....	2
15	W-498	Hex Bolt - 5/8 X 1 3/4 Lg.....	8
16	S42914	Wing Frame - Inner - 61 Ft.....	2
	S42929	Wing Frame - Inner - 71 Ft to 86 Ft.....	2

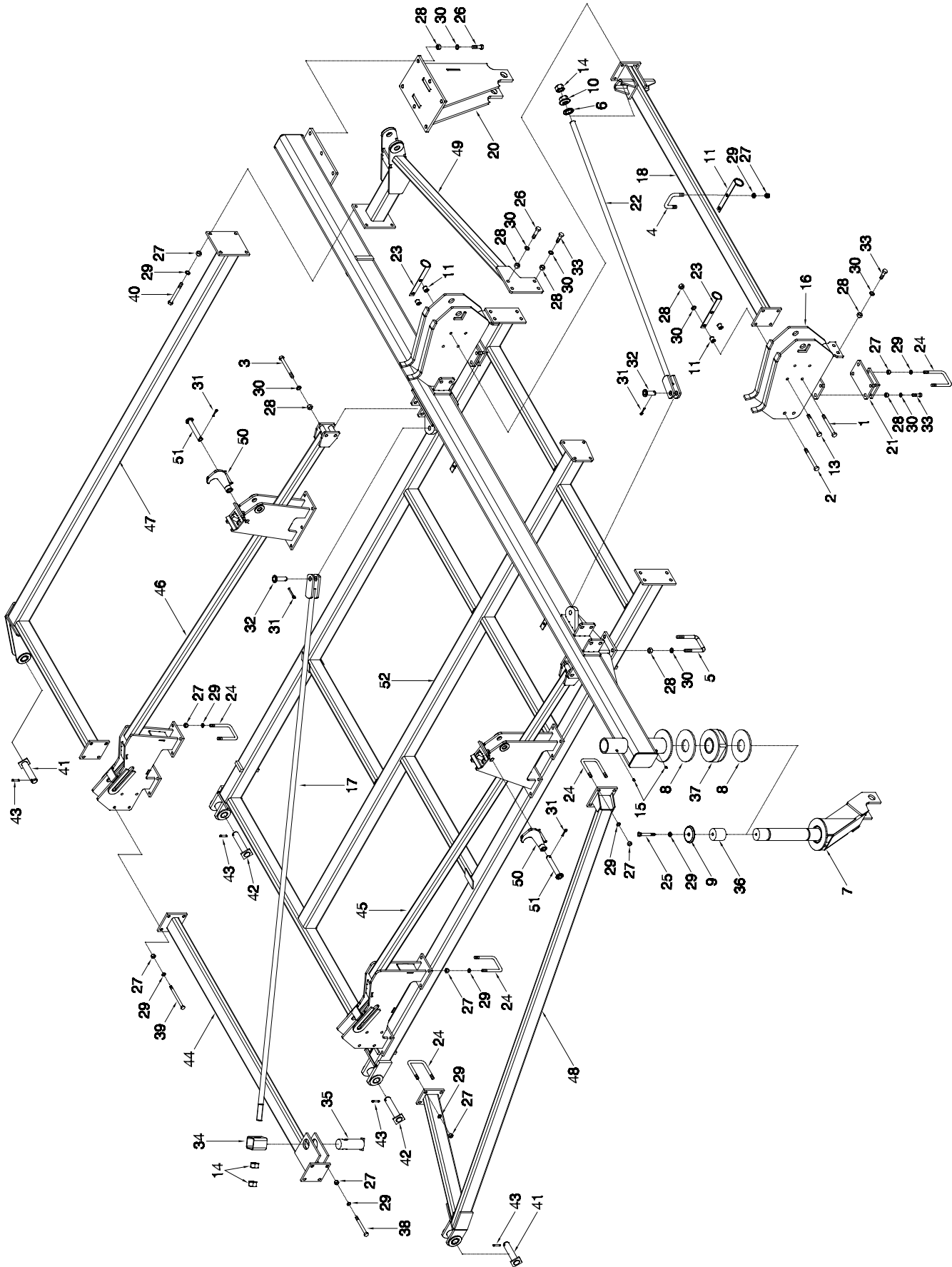
Frames & Hitching Inner Wing Frame - 61 Ft & 71 Ft



Frames & Hitching - Inner Wing Frame 61 Ft & 71 Ft

Item	Part No.	Description	Qty
1	C-508	Hex Bolt - 5/8 x 6 1/2 Lg.....	8
2	C-3917	Hex Bolt - 3/4 x 7 Lg	8
3	C-3919	Hex Bolt - 3/4 x 5 1/2 Lg.....	8
4	C-4569	U-Bolt - 5/8 x 4 1/32 x 3 1/4	2
5	C-5561	U-Bolt - 3/4 x 4 x 5 9/16	8
6	C15767	Spherical Washer - 2 1/2 Dia	4
7	S45720	Offset Castor - 3/4 Side Plates.....	2
8	C18662	Wear Plate.....	2
9	C18782	Cap - 3 Dia.....	2
10	C31361	Spherical Nut - 1 1/4	4
11	H27972	Bushing - 1 OD x .640 ID	8
12	N33342	U-Bolt - 5/8 x 7 x 6 1/2	4
13	P1C10120	Hex Bolt - 5/8 x 7 1/2 Lg.....	8
14	P61D20	Hex Nut - 1 1/4 - 61 ft & 71 ft.....	4
	P61D20	Hex Nut - 1 1/4 - 80 ft & 86 ft.....	6
15	S-752	Grease Fitting - 1/4	4
16	S42802	Outer Winglift Hinge - Front.....	4
17	S42832	Tie Rod - 129.5 UL - 61 ft.....	2
	S44345	Tie Rod - 153.5 UL - 71 ft.....	2
	S45792	Tie Rod - 151 UL - 80 ft & 86 ft.....	2
18	S42849	Support Beam - 86 23/32 Lg.....	2
19	S42918	Left Wing Depth Tube	1
	S42919	Right Wing Depth Tube	1
20	S42921	Rear Axle Wing Depth Beams.....	2
21	S42977	Wing Depth Beam Brace Left - 61 ft & 71 ft	1
	S42976	Wing Depth Beam Brace Right - 61 ft & 71 ft.....	1
22	S42987	Tie Rod - 80.5 UL.....	2
23	S44313	Hose Holder	6
24	*****		
25	W-497	Hex Bolt - 5/8 x 1 1/2 Lg.....	2
26	W-509	Hex Bolt - 3/4 x 2 1/2 Lg.....	20
27	W-517	Hex Nut - 5/8	28
28	W-518	Hex Nut - 3/4	52
29	W-526	Lockwasher - 5/8.....	30
30	W-527	Lockwasher - 3/4.....	52
31	W-535	Cotter Pin - 1/4 x 1 1/2 Lg	4
32	W-558	Pin - 1 Dia x 2 1/4 UL.....	4
33	C-695	Hex Bolt - 3/4 x 2 Lg.....	4
34	S44984	Spacer Tube - 80 Ft & 86 Ft	2
35	S47655	Tie Rod Pin - 80 Ft & 86 Ft	2

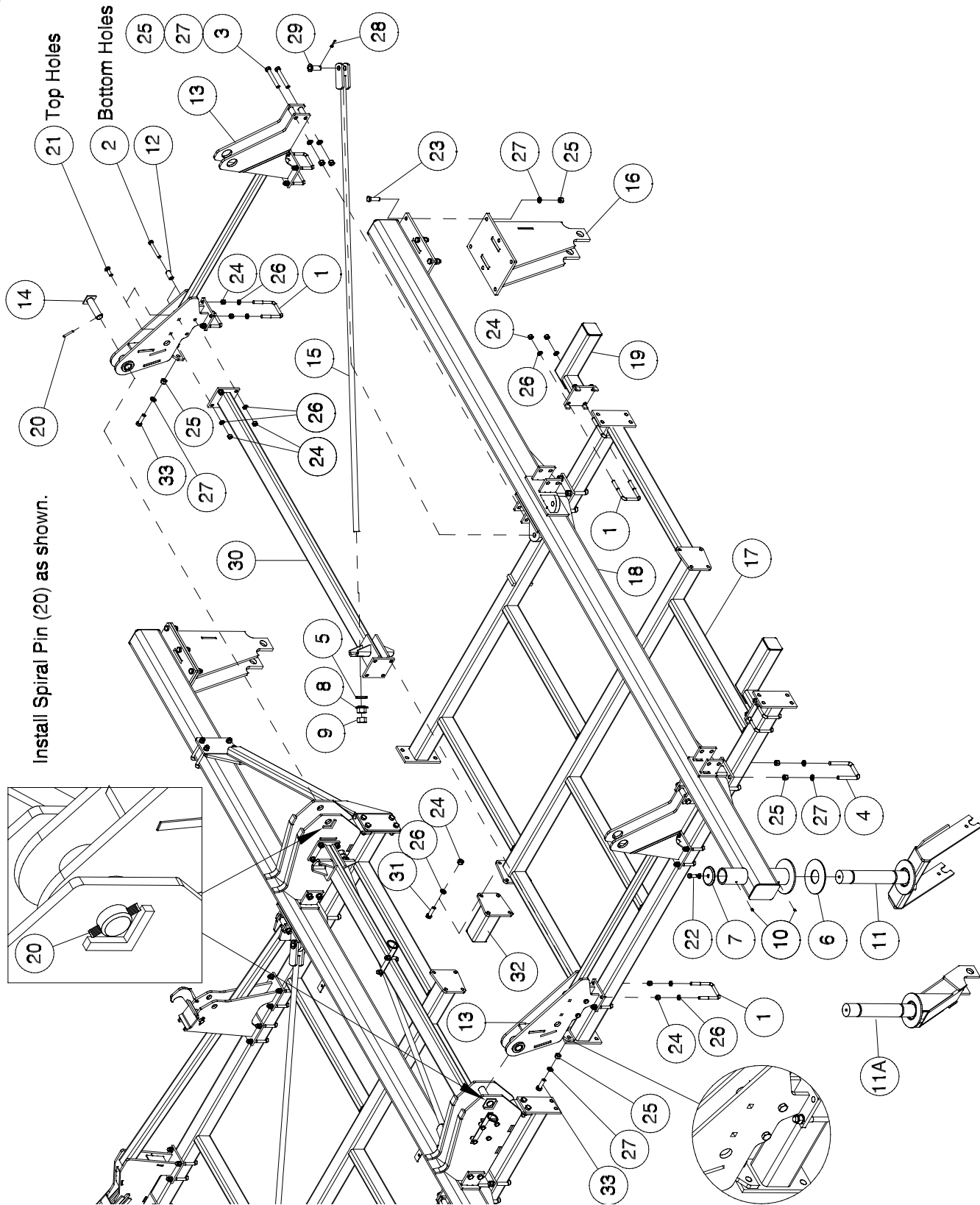
Frames & Hitching Inner Wing Frame - 80 Ft & 86 Ft



Frames & Hitching - Inner Wing Frame - 80 Ft & 86 Ft

Item	Part No.	Description	Qty
1	C-508	Hex Bolt - 5/8 x 6 1/2 Lg.....	8
2	C-3917	Hex Bolt - 3/4 x 7 Lg	8
3	C-3919	Hex Bolt - 3/4 x 5 1/2 Lg.....	8
4	C-4569	U-Bolt - 5/8 x 4 1/32 x 3 1/4	2
5	C-5561	U-Bolt - 3/4 x 4 x 5 9/16	8
6	C15767	Spherical Washer - 2 1/2 Dia	4
7	S45720	Offset Castor - 3/4 Side Plates.....	2
8	C18662	Wear Plate.....	2
9	C18782	Cap - 3 Dia.....	2
10	C31361	Spherical Nut - 1 1/4	2
11	H27972	Bushing - 1 OD x 0.640 ID	8
12	N33342	U-Bolt - 5/8 x 7 x 6 1/2	4
13	P1C10120	Hex Bolt - 5/8 x 7 1/2 Lg.....	8
14	P61D20	Hex Nut - 1 1/4.....	6
15	S-752	Grease Fitting - 1/4	4
16	S42802	Outer Winglift Hinge - Front	4
17	S45792	Tie Rod - 151 UL - 80 ft & 86 ft.....	2
18	S42849	Support Beam - 86 23/32 Lg.....	2
19	S42918	Left Wing Depth Tube	1
	S42919	Right Wing Depth Tube.....	1
20	S42921	Rear Axle Wing Depth Beams.....	2
21	S45926	Outer Hinge Brace	4
22	S42987	Tie Rod - 80.5 UL.....	2
23	S44313	Hose Holder	6
24	C-219	U-Bolt - 5/8 x 4 x 5 9/16	42
25	C-852	Hex Bolt - 5/8 x 4 1/2 Lg.....	2
26	W-509	Hex Bolt - 3/4 x 2 1/2 Lg.....	20
27	W-517	Hex Nut - 5/8.....	28
28	W-518	Hex Nut - 3/4.....	52
29	W-526	Lockwasher - 5/8.....	30
30	W-527	Lockwasher - 3/4.....	52
31	W-535	Cotter Pin - 1/4 x 1 1/2 Lg	4
32	W-558	Pin - 1 Dia x 2 1/4 UL.....	4
33	C-695	Hex Bolt - 3/4 x 2 Lg.....	4
34	S44984	Spacer Tube - 80 Ft & 86 Ft	2
35	S47655	Tie Rod Pin - 80 Ft & 86 Ft	2
36	S42434	Castor Plug - 3 x 3 Lg	2
37	S42440	Castor Spacer - 2 3/4.....	2
38	W-506	Hex Bolt - 5/8 x 5 Lg.....	8
39	S-1344	Hex Bolt - 5/8 x 5 1/2 Lg.....	8
40	J12181	Hex Bolt - 5/8 x 7 Lg.....	8
41	S47518	Pin - 1 1/2 Dia x 5 5/8 UL.....	4
42	S42725	Pin - 1 1/2 Dia x 6 3/8 UL.....	4
43	T-5245	Spiral Pin - 3/8 x 2 1/2.....	8
44	S44981	Support Beam - 88 1/4 Lg - 80 Ft & 86 Ft.....	2
45	S42872	Inner Wing Lift Truss - Front - 71 ft to 86 Ft.....	2
46	S42878	Inner Wing Lift Truss - Rear - 71 ft to 86 Ft.....	2
47	S45936	Rear Truss - Inner to Outer - Left.....	1
	S47520	Rear Truss - Inner to Outer - Right.....	1
48	S45750	Wing Front Hitch Brace	2
49	S45945	Rear Truss - Inner to Outer - Left.....	1
	S47521	Rear Truss - Inner to Outer - Right.....	1
50	S39443	Transport Gravity Lock.....	4
51	C26844	Pin - 1 Dia x 6 1/8 UL.....	4
52	S42929	Wing Frame - Inner	2

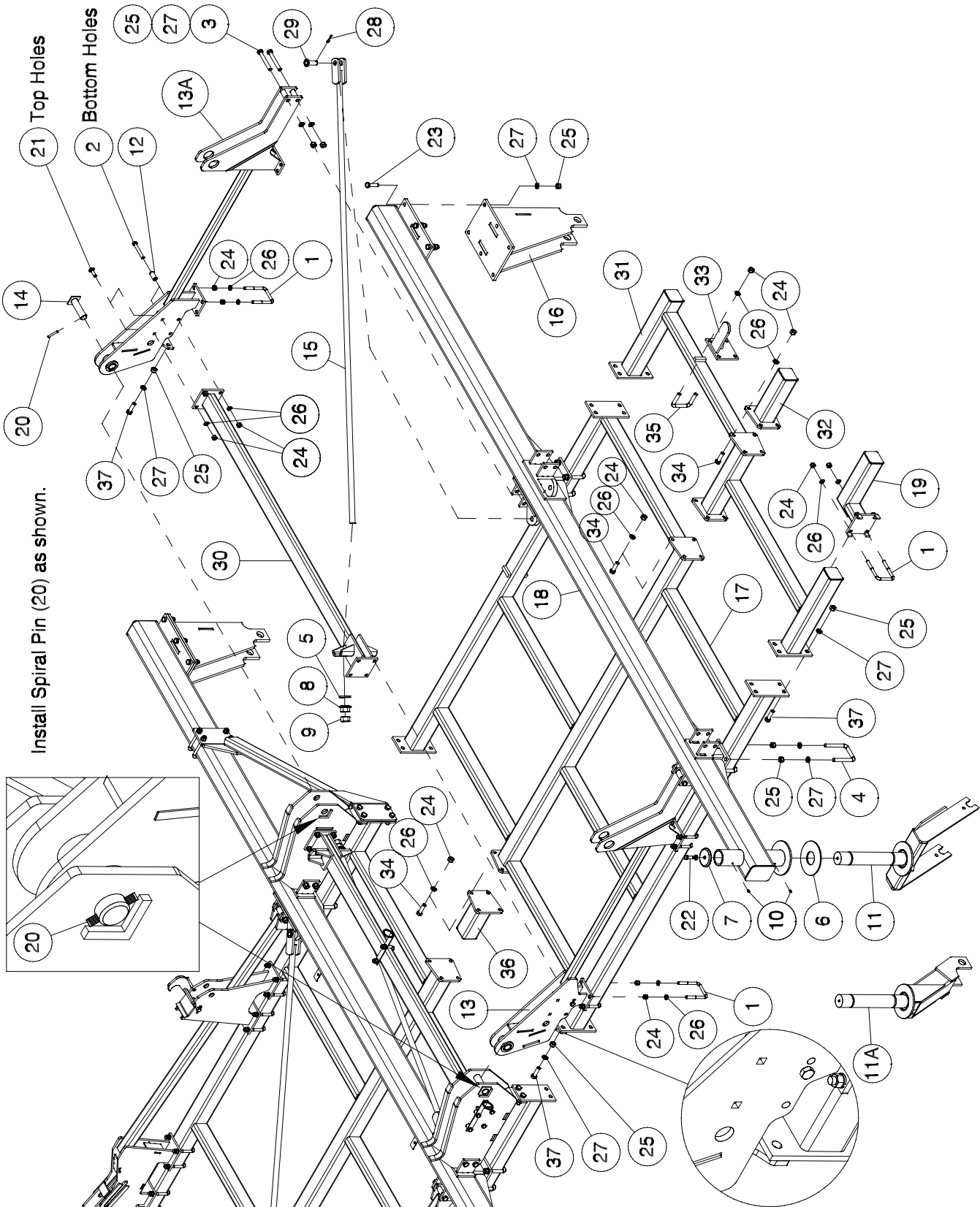
Frames & Hitching Outer Wing - 61 Ft



Frames & Hitching - Outer Wing - 61 Ft

Item	Part No.	Description	Qty
1	C-219	U-Bolt - 5/8 x 4 x 5 9/16	20
2	C-852	Hex Bolt - 5/8 x 4 1/2 Lg.....	8
3	C-3919	Hex Bolt - 3/4 x 5 1/2 Lg.....	8
4	C-5561	U-Bolt - 3/4 x 4 x 5 9/16	8
5	C15767	Spherical Washer - 2 1/2 Dia	2
6	C18662	Wear Plate.....	2
7	C18782	Cap - 3 Dia.....	2
8	C31361	Spherical Nut - 1 1/4	2
9	P61D20	Hex Nut - 1 1/4.....	2
10	S-752	Grease Zerk - 1/4.....	4
11	C18657	Fork - Outer Castor - Single	2
	S45720	Offset Castor - 3/4 Side Plates - Dual Wheel Option.....	2
12	S42806	Bushing - 1 OD x .688 ID x 1 31/32 Lg	8
13	S42812	Outer Winglift.....	4
14	S42822	Pin - 1 1/2 x 5 1/8 UL	4
15	S42830	Tie Rod - 107 1/4 UL.....	2
16	S42921	Rear Axle Wing Depth Beams.....	2
17	S42927	Outer Wing Frame	2
18	S42982	Outer Wing Depth Tube	2
19	S44314	Extention Stub.....	2
20	T-5245	Spiral Pin - .375 x 2.5	4
21	T-5268	Carriage Bolt - 5/8 x 2 Lg	8
22	W-497	Hex Bolt - 5/8 x 1 1/2 Lg.....	2
23	W-509	Hex Bolt - 3/4 x 2 1/2 Lg.....	14
24	W-517	Hex Nut - 5/8.....	56
25	W-518	Hex Nut - 3/4.....	44
26	W-526	Lockwasher - 5/8.....	56
27	W-527	Lockwasher - 3/4.....	44
28	W-535	Cotter Pin - 1/4 x 1 1/2 Lg	2
29	W-558	Pin - 1 Dia x 2 1/4 UL.....	2
30	S42747	Support Beam - 88 3/4 Lg.....	2
31	W-498	Hex Bolt - 5/8 X 1 3/4 Lg - 10 inch spacing only	4
32	S42861	Extention Stub - 10 1/4 Lg - 10 inch spacing only	2
33	C-695	Hex Bolt - 3/4 x 2 Lg.....	6

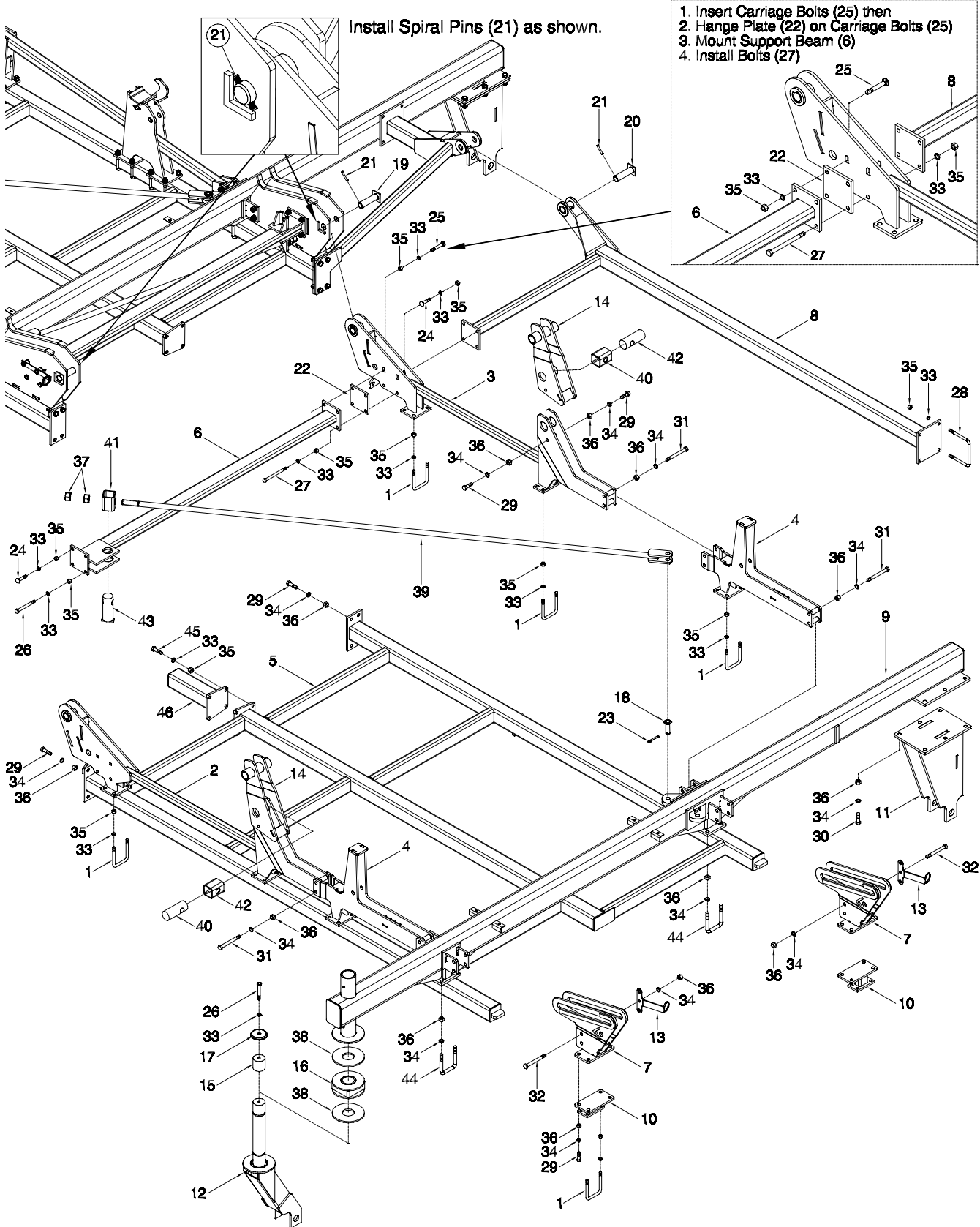
Outer Wing - 71 Ft



Outer Wing - 71 Ft

Item	Part No.	Description	Qty
1	C-219	U-Bolt - 5/8 x 4 x 5 9/16	20
2	C-852	Hex Bolt - 5/8 x 4 1/2 Lg.....	8
3	C-3919	Hex Bolt - 3/4 x 5 1/2 Lg.....	8
4	C-5561	U-Bolt - 3/4 x 4 x 5 9/16	8
5	C15767	Spherical Washer - 2 1/2 Dia	2
6	C18662	Wear Plate.....	2
7	C18782	Cap - 3 Dia.....	2
8	C31361	Spherical Nut 1 1/4	2
9	P61D20	Hex Nut - 1 1/4.....	2
10	S-752	Grease Zerk - 1/4.....	4
11	C18657	Fork - Outer Castor - Single	2
11A	S45720	Offset Castor - 3/4 Side Plates - Dual Wheel Option.....	2
12	S42806	Bushing - 1 OD x .688 ID x 1 31/32 Lg	8
13	S44336	Outer Wing Lift - Front	2
13A	S44337	Outer Wing Lift - Rear	2
14	S42822	Pin - 1 1/2 x 5 1/8 UL	4
15	S44343	Tie Rod - 111 1/4 UL.....	2
16	S42921	Rear Axle Wing Depth Beams.....	2
17	S42927	Outer Wing Frame	2
18	S42982	Outer Wing Depth Tube	2
19	S44314	Extention Stub - 10 inch spacing only	2
20	T-5245	Spiral Pin - .375 x 2.5	4
21	T-5268	Carriage Bolt - 5/8 x 2 Lg	8
22	W-497	Hex Bolt - 5/8 x 1 1/2 Lg.....	2
23	W-509	Hex Bolt - 3/4 x 2 1/2 Lg.....	14
24	W-517	Hex Nut - 5/8.....	56
25	W-518	Hex Nut - 3/4.....	44
26	W-526	Lockwasher - 5/8.....	56
27	W-527	Lockwasher - 3/4.....	44
28	W-535	Cotter Pin - 1/4 x 1 1/2 Lg	2
29	W-558	Pin - 1 Dia x 2 1/4 UL.....	2
30	S42747	Support Beam - 88 3/4 Lg.....	2
31	S44348	Frame Extention	2
32	S42861	Extention Stub - 10 1/4 Lg - 12 inch spacing only	2
33	S44959	Trip Stop - 12 inch spacing only.....	2
34	W-498	Hex Bolt - 5/8 X 1 3/4 Lg - 12 inch spacing only	8
35	C-4569	U-Bolt - 5/8 x 4 1/32 x 3 1/4 - 12 inch spacing only.....	4
36	S42861	Extention Stub - 10 1/4 Lg - 10 inch spacing.....	2
	S42862	Extention Stub - 14 1/4 Lg - 12 inch spacing.....	2
37	C-695	Hex Bolt - 3/4 x 2 Lg.....	10

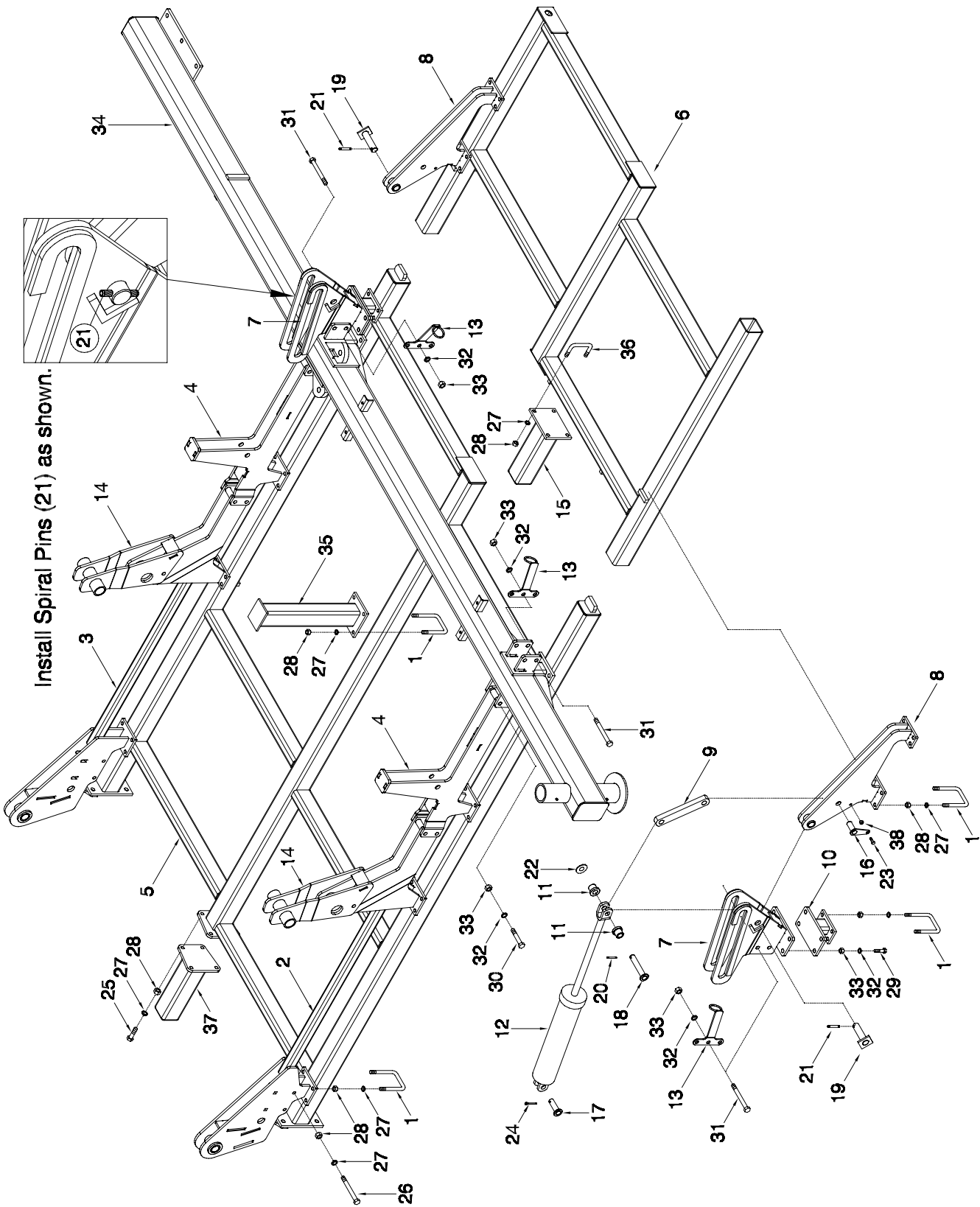
Outer Wing - 80 & 86 Ft



Outer Wing - 80 & 86 Ft

Item	Part No.	Description	Qty
1	C-219	U-Bolt - 5/8 x 4 x 5 9/16 UL.....	32
2	S44336	Winglift - Front Truss - 80-86Ft.....	2
3	S44337	Winglift - Rear Truss - 80-86Ft.....	2
4	S45767	Flip Cylinder Bracket.....	4
5	S44276	Wing Frame - 80-86Ft.....	2
6	S44981	Support Beam.....	2
7	S45759	Flip Hinge Bracket.....	4
8	S47050	Rear Truss - Outer - Left side.....	1
	S47522	Rear Truss - Outer - Right side.....	1
9	S42982	Left & Right Wing Depth Tube.....	2
10	S47060	Outer Hinge Brace.....	4
11	S42921	Rear Axle Wing Depth Beams.....	2
12	S45720	Offset Castor - 3/4 Side Plates.....	2
13	S47749	Hose Holder.....	4
14	S45780	Wing Lift Extension Bracket.....	4
15	S42434	Castor Plug - 3 x 3 Lg.....	2
16	S42440	Castor Spacer - 2 3/4.....	2
17	C18782	Cap - 3 Dia.....	2
18	W-558	Pin - 1 x 2 1/4 UL.....	2
19	S42822	Pin - 1 1/2 x 5 1/8 UL.....	4
20	S47518	Pin - 1 1/2 x 5 5/8 UL.....	2
21	T-5245	Spiral Pin - 3/8 x 2 1/2 Lg.....	6
22	F10542	Spacer Plate.....	2
23	W-535	Cotter Pin - 1/4 x 1 1/2 Lg.....	2
24	T-5268	Carriage Head Bolt - 5/8 x 2 Lg.....	8
25	N33594	Carriage Head Bolt - 5/8 x 2 1/4 Lg.....	4
26	C-852	Hex Bolt - 5/8 x 4 1/2 Lg.....	6
27	S-1344	Hex Bolt - 5/8 x 5 1/2 Lg.....	4
28	N33342	U-Bolt - 5/8 x 7 x 6 1/2 Lg.....	4
29	C-695	Hex Bolt - 3/4 x 2 Lg.....	32
30	W-509	Hex Bolt - 3/4 x 2 1/2 Lg.....	14
31	C-3919	Hex Bolt - 3/4 x 5 1/2 Lg.....	8
32	D-5558	Hex Bolt - 3/4 x 6 Lg.....	8
33	W-526	Lockwasher - 5/8.....	102
34	W-527	Lockwasher - 3/4.....	78
35	W-517	Hex Nut - 5/8.....	102
36	W-518	Hex Nut - 3/4.....	78
37	P61D20	Hex Nut - 1 1/4.....	4
38	C18662	Wear Washer.....	4
39	S45794	Tie Rod - 1 1/4 x 136 1/2 Lg (pin center to end).....	2
40	S42813	Spacer Tube - 3 x 3 x 2 7/16 Lg.....	4
41	S44984	Spacer Tube - 3 x 3 x 4 Lg.....	2
42	S44983	Wing Lift Pivot Pin - 2 1/2 Dia x 7 Lg.....	4
43	S47655	Tie Rod Pin - 2 1/2 Dia x 7 Lg.....	2
44	C-5561	U-Bolt - 3/4 x 4 x 5 9/16.....	8
45	W-498	Hex Bolt - 5/8 X 1 3/4 Lg.....	8
46	S42862	Extention Stub - 14 1/4 Lg.....	2

Flip Wing - 80 & 86 Ft

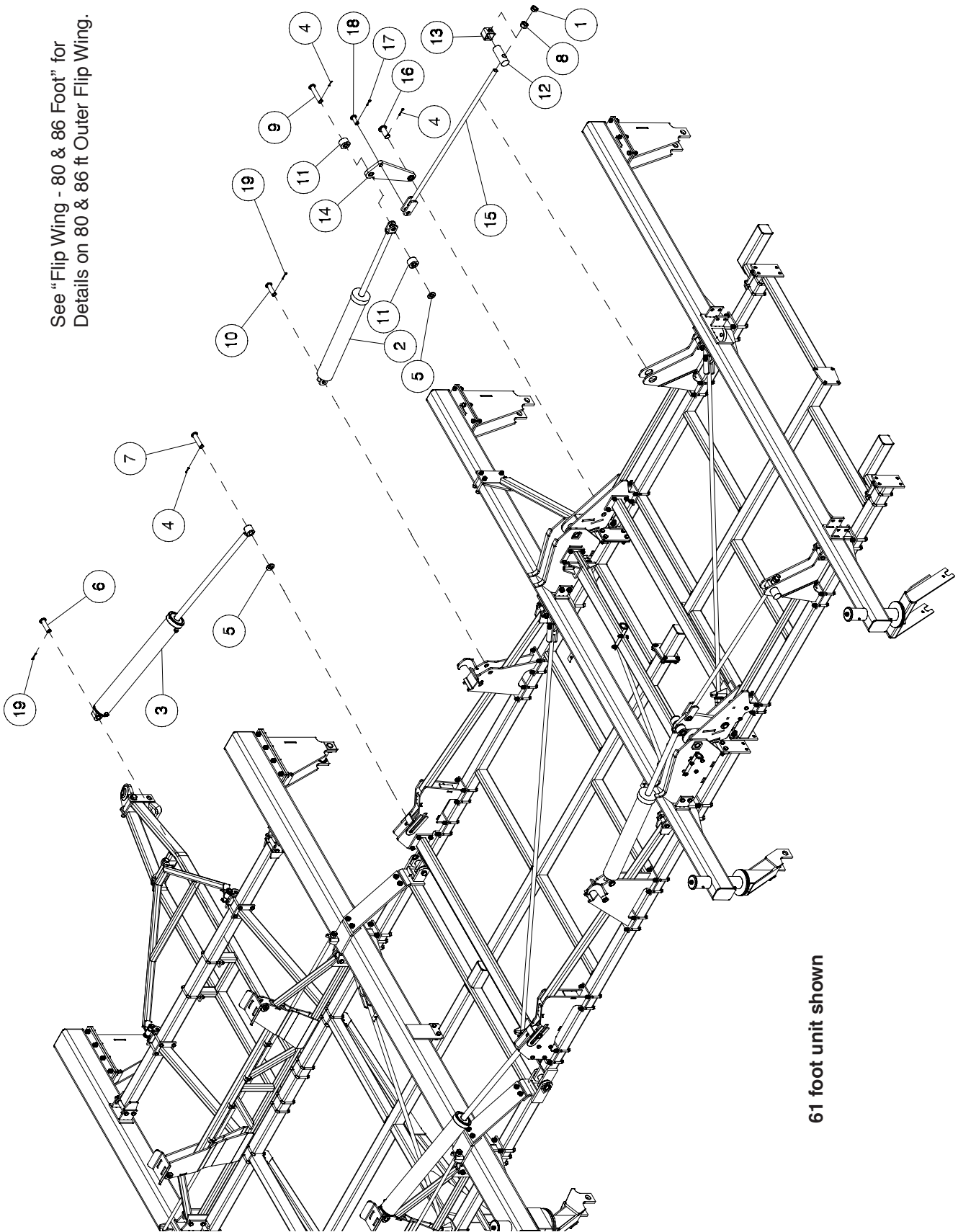


Flip Wing - 80 & 86 Ft

Item	Part No.	Description	Qty
1	C-219	U-Bolt - 5/8 x 4 x 5 9/16 UL.....	48
2	S44336	Winglift - Front Truss - 80-86 Ft.....	2
3	S44337	Winglift - Rear Truss - 80-86 Ft.....	2
4	S45767	Flip Cylinder Bracket.....	4
5	S44276	Wing Frame - 80-86 Ft.....	2
6	S47531	Flip Wing - 80 Ft.....	2
	S45279	Flip Wing - 86 Ft (Shown).....	2
7	S45759	Flip Hinge Bracket.....	4
8	S45771	Outer Flip Hinge.....	4
9	C33796	Wing Lift Link.....	4
10	S47060	Outer Hinge Brace.....	4
11	N33797	Wing Lift Roller.....	8
12	C26436	Cylinder - 4 x 18.....	4
13	S47749	Hose Holder.....	4
14	S45780	Wing Lift Extension Bracket.....	4
15	S47644	Extension Stub - 15 1/16 Lg.....	2
16	S49850	Pin - 1 x 2 13/32 UL.....	4
17	W-1628	Pin - 1 x 3 3/4 UL.....	4
18	S13261	Pin - 1 x 5 5/8 UL.....	4
19	S45796	Pin - 1 1/4 x 4 1/16 UL.....	4
20	D-5244	Spiral Pin - 1/4 x 2 Lg.....	4
21	T-5245	Spiral Pin - 3/8 x 2 1/2 Lg.....	4
22	D-5498	Washer - 1 1/16 ID x 2 OD x 11 Ga.....	4
23	W-187	Hex Bolt - 3/8 x 1 1/4.....	4
24	W-535	Cotter Pin - 1/4 x 1 1/2 Lg.....	4
25	W-498	Hex Bolt - 5/8 x 1 3/4 Lg.....	8
26	W-506	Hex Bolt - 5/8 x 5 Lg.....	16
27	W-526	Lockwasher - 5/8.....	120
28	W-517	Hex Nut - 5/8.....	120
29	C-695	Hex Bolt - 3/4 x 2 Lg.....	32
30	C-3919	Hex Bolt - 3/4 x 5 1/2 Lg.....	8
31	D-5558	Hex Bolt - 3/4 x 6 Lg.....	8
32	W-527	Lockwasher - 3/4.....	48
33	W-518	Hex Nut - 3/4.....	48
34	S42982	Left & Right Wing Depth Tube.....	2
35	S47656	Wing Rest - 80 Ft.....	2
36	C-4569	U-Bolt - 5/8 x 4 x 3 1/4 UL.....	4
37	S42862	Extention Stub - 14 1/4 Lg.....	2
38	M-3388	Hex Lock Nut - 3/8.....	4

Frames & Hitching Wing Lift - 5 Frame

See "Flip Wing - 80 & 86 Foot" for
Details on 80 & 86 ft Outer Flip Wing.



61 foot unit shown

Frames & Hitching - Wing Lift - 5 Frame

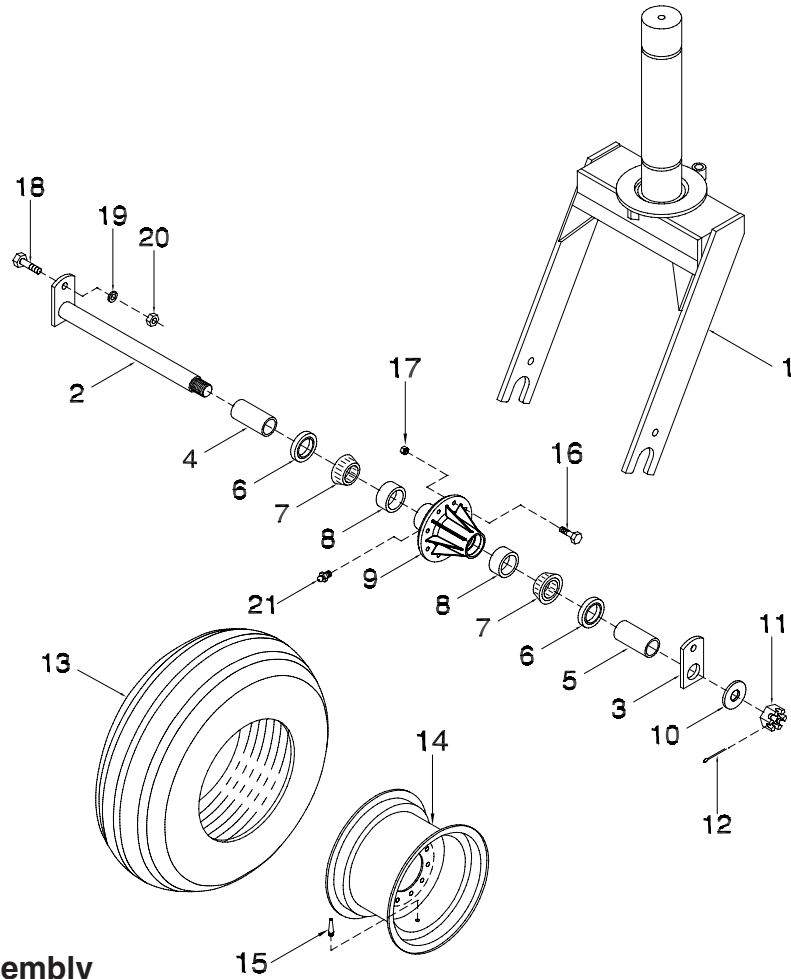
Item	Part No.	Description	Qty
1	C15768	Hex Jam Nut - 1 1/4	4
2	C34442	Cylinder - 4 1/2 x 30.....	4
3	C39030	Cylinder - 4 1/2 x 36 - 61 ft.....	4
	C39490	Cylinder - 5 x 36 - 71 ft to 86 ft.....	4
4	D-5244	Spiral Pin - 1/4 x 2.....	12
5	N13962	Washer - 2 1/2 OD x 1 9/32 ID x 1/4	8
6	N28994	Pin - 1 1/4 Dia x 4 1/4 UL.....	4
7	N28998	Pin - 1 1/4 x 4 3/4 UL	4
8	P61D20	Hex Nut - 1 1/4.....	4
9	S39356	Pin - 1 1/4 Dia x 5 15/16 UL	4
10	S39543	Pin - 1 1/4 x 3 5/8 UL	4
11	S39570	Outer Wing Lift Roller	8
12	S44983	Outer Wing Lift Pivot	4
13	S42813	Spacer Tube	4
14	S42815	Outer Wing Lift Lever.....	4
15	S42828	Tie Rod - Outer 8' Wing Lift - 61 UL	4
16	S44311	Pin - 1 1/2 Dia x 3 1/16 UL.....	4
17	W-535	Cotter Pin - 1/4 x 1 1/2 Lg	4
18	W-558	Pin - 1 Dia x 2 1/4 UL.....	4
19	W-4181	Cotter Pin - 1/4 x 2 Lg	8

Section 2: Wheels

Section Contents

Main Frame - Single Axle Castor - 25 & 31 Ft.....	2-2
Main Front Dual Axle Castor - 41 Ft to 86 Ft.....	2-3
Main Rear Axles - 41 Ft to 86 Ft.....	2-4
Main Rear Axle - 25 & 31 Ft.....	2-5
Wing Rear Axle - 25 Ft to 86 Ft.....	2-6
Wing Gauge - Dual Axle - Prior to 2009.....	2-7
Wing Gauge - Dual Axle - 2009 to present.....	2-8
Wing Gauge - Single Axle.....	2-9

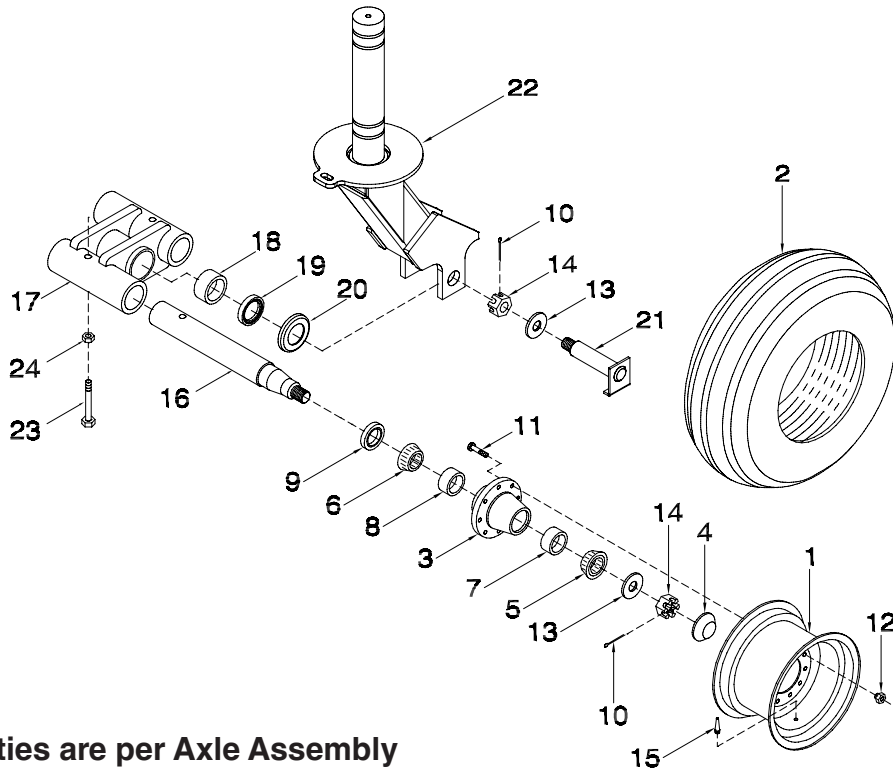
Wheels Main Frame - Single Axle Castor - 25 & 31 Ft



Quantities are per Axle Assembly

Item	Part No.	Description	Qty
1	S44965	Castor Fork - HD Single	1
2	S45254	Spindle - HD 1.75	1
3	S45257	Plate	1
4	S45258	Spacer - 1.76 ID x 2 1/4 OD x 3 7/8 Lg	1
5	S45278	Spacer - 1.76 ID x 2 1/4 OD x 3 3/16 Lg.....	1
6	S45262	Hub Seal	2
7	S45261	Bearing Cone	2
8	S45260	Bearing Cup - LM25520.....	2
9	S45259	Hub - 8 Bolt (Includes Items 8, 16 & 21)	1
10	N13962	Flatwasher - 1.281 ID x 2.5 OD x 9 Ga	1
11	N19484	Slotted Nut - 1.25-12UNF	1
12	D-5239	Cotter Pin - 1/4 x 2 1/4	1
13	C26840	Tire - 12.5L x 15FI - Load Range F	1
14	C17355	Rim - 15 x 10 - 8 Bolt.....	1
15	C17348	Valve Stem - TR-416.....	1
16	N19727	Wheel Stud Bolt - 5/8 x 2	8
17	N19586	Tapered Wheel Nut - 5/8 - 18 UNF	8
18	W-498	Hex Bolt - 5/8 x 1 3/4.....	2
19	W-526	Lockwasher - 5/8.....	2
20	W-517	Hex Nut - 5/8.....	2
21	F-3009	Grease Zerk - 1/4-28 NF x 45 degree.....	1

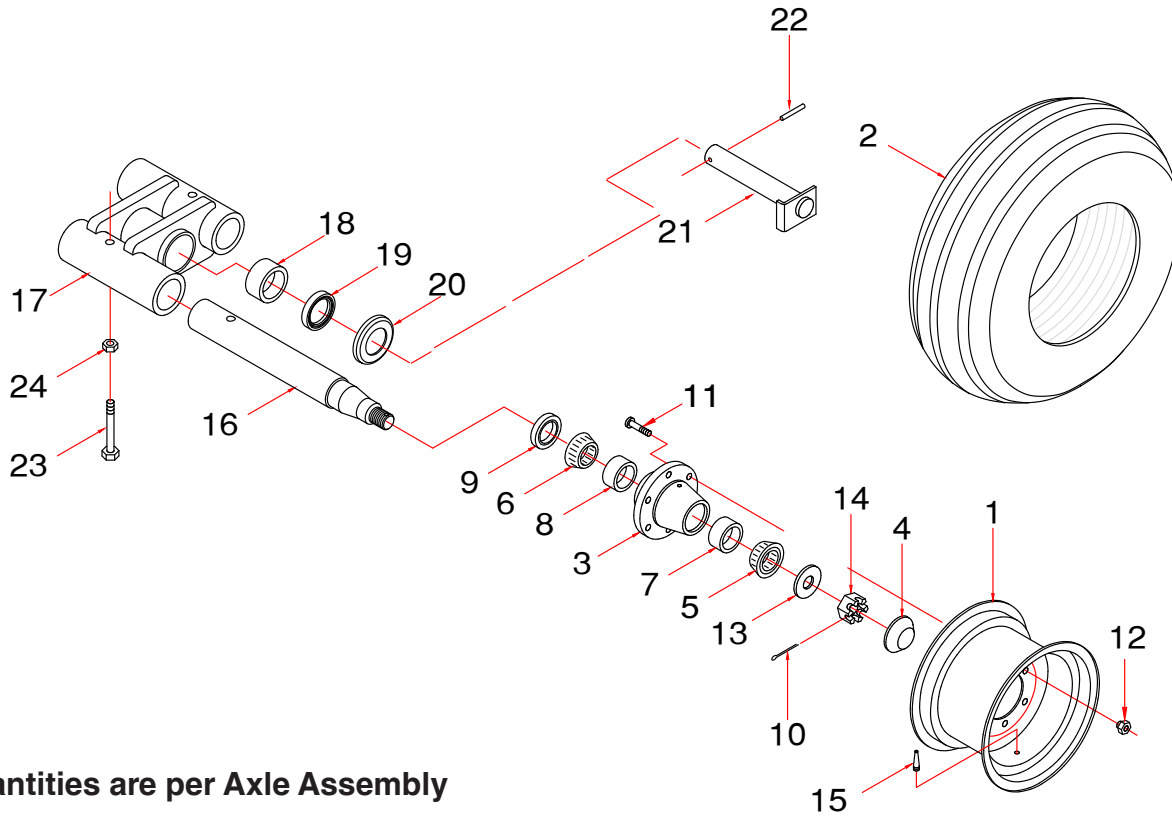
Wheels Main Front Dual Axle Castor - 41 Ft to 86 Ft



Quantities are per Axle Assembly

Item	Part No.	Description	Qty
1	C17355	Rim - 15 x 10 - 8 Bolt - 41 ft to 71 ft Models	2
	S47512	Rim - 16.1 x 14 - 8 Bolt - 80 & 86 ft Models	2
2	C16609	Tire - 11L x 15FI - Load Range F - 41 ft, 47 ft & 51 ft Models.....	2
	C26840	Tire - 12.5L x 15FI - Load Range F - 61 ft & 71 ft Models	2
	S47510	Tire - 16.5L x 16.1FI - Load Range E - 80 & 86 ft Models.....	2
3	N19173	Hub (Includes Items 7, 8 & 11).....	2
4	N19171	Dust Cap	2
5	N19170	Outer Wheel Bearing	2
6	N19169	Inner Wheel Bearing	2
7	N19168	Outer Bearing Cup	2
8	N19167	Inner Bearing Cup	2
9	N19172	Seal.....	2
10	D-5239	Cotter Pin - 1/4 x 2 1/4	2
11	N19727	Wheel Stud - 5/8 x 18 UNF x 2 1/2	16
12	N19586	Tapered Wheel Nut - 5/8 - 18 UNF	16
13	N13962	Flatwasher - 1 9/32 ID x 2 1/2 OD x 1/4 thick	3
14	N19484	Castle Nut - 1 1/4	3
15	C17348	Valve Stem - TR-416	2
16	S32556	Spindle - 2 1/2 Dia - 41 ft to 71 ft Models	2
	S47509	Spindle - 2 1/2 Dia - 80 & 86 ft Models	2
17	S39991	Axle Bracket - Offset - 2 1/2 Spindle (Includes items 18 & 19) - 41 ft to 71 ft Models	1
	S47629	Axle Bracket - Offset - 2 1/2 Spindle (Includes items 18 & 19) - 80 & 86 ft Models.....	1
18	C26086	Bearing - Garlock - 1 3/4 OD x 1 1/2 Lg.....	2
19	C26266	Dust Seal - 2.254 OD x 0.266 Thick.....	2
20	C26082	Washer - Formed - 1 3/4 ID.....	2
21	S47627	Pin - Walking Beam Pivot - 1 3/4 x 6 1/2 UL	1
22	S44309	Castor Fork - Main Frame.....	1
23	W-495	Hex Bolt - 1/2 x 4 Lg.....	2
24	F-3405	Locknut - 1/2 Unitorque.....	2

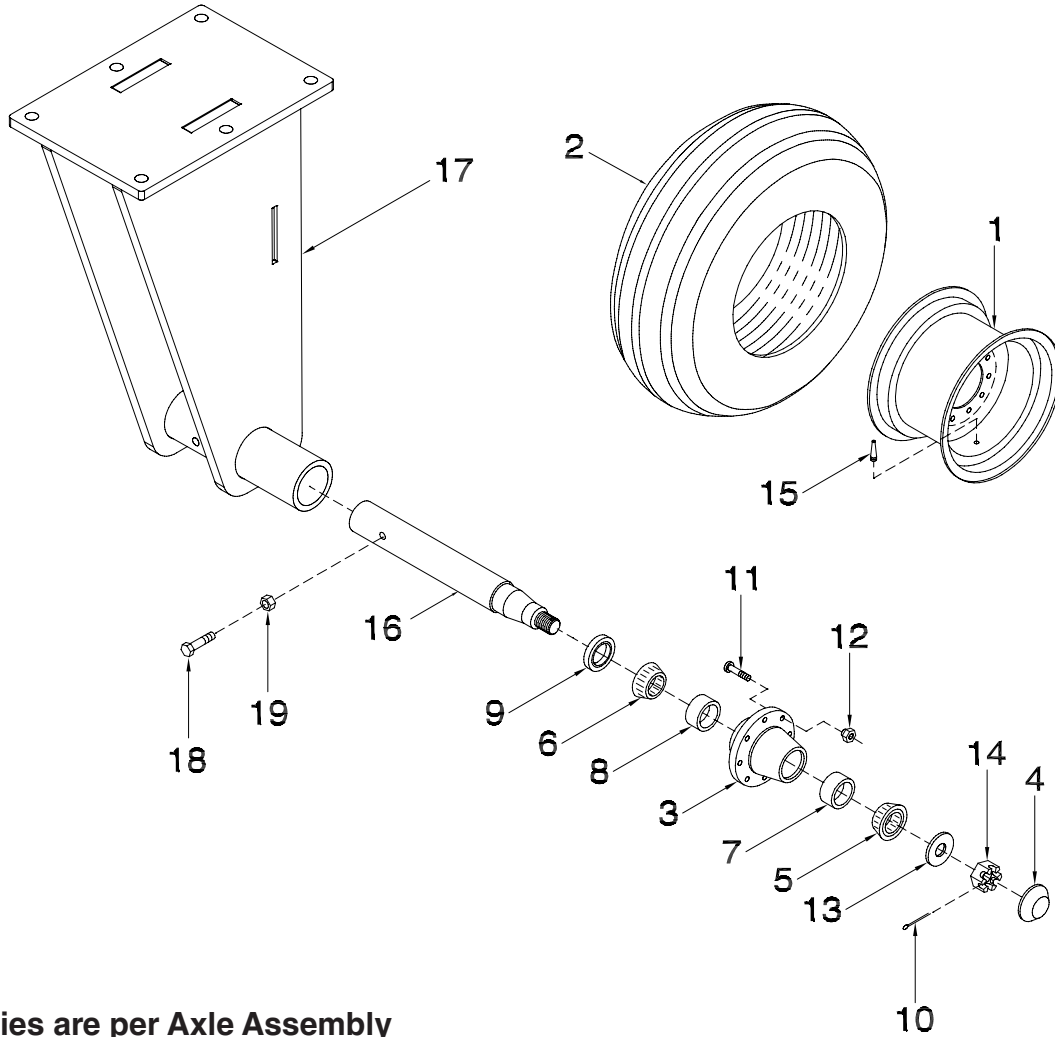
Wheels Main Rear Axles - 41 Ft to 86 Ft



Quantities are per Axle Assembly

Item	Part No.	Description	Qty
1	C17355	Rim - 15 x 10 - 8 Bolt - 41 ft to 71 ft Models	2
	S47512	Rim - 16.1 x 14 - 8 Bolt - 80 & 86 ft Models	2
2	C16609	Tire - 11L x 15FI - Load Range F - 41 ft, 47 ft & 51 ft Models.....	2
	C26840	Tire - 12.5L x 15FI - Load Range F - 61 ft & 71 ft Models	2
	S47510	Tire - 16.5L x 16.1FI - Load Range E - 80 & 86 ft Models.....	2
3	N19173	Hub (Includes Items 7, 8 & 11).....	2
4	N19171	Dust Cap	2
5	N19170	Outer Wheel Bearing.....	2
6	N19169	Inner Wheel Bearing	2
7	N19168	Outer Bearing Cup	2
8	N19167	Inner Bearing Cup.....	2
9	N19172	Seal.....	2
10	D-5239	Cotter Pin - 1/4 x 2 1/4	2
11	N19727	Wheel Stud - 5/8 x 18 UNF x 2 1/2	16
12	N19586	Tapered Wheel Nut - 5/8 - 18 UNF	16
13	N13962	Flatwasher - 1.281ID x 2 1/2 OD x 1/4 Thick.....	2
14	N19484	Castle Nut - 1 1/4	2
15	C17348	Valve Stem - TR-416.....	2
16	S32556	Spindle - 2 1/2 Dia	2
17	S39991	Axle Bracket - Offset - 2 1/2 Spindle (Includes items 18 & 19) - 41 to 71 Models.....	1
	S47629	HD Axle Bracket - Offset - 2 1/2 Spindle (Includes items 18 & 19) - 80 & 86 ft Models....	1
18	C26086	Bearing - Garlock - 1 3/4 OD x 1 1/2 Lg.....	2
19	C26266	Dust Seal - 2.254 OD x 0.266 Thick.....	2
20	C26082	Washer - Formed - 1 3/4 ID.....	2
21	C26085	Pin - Walking Beam Pivot - 1 3/4 x 6 5/8 UL	1
22	T5245	Spiral Pin - 3/8 x 2 1/2.....	1
23	W-495	Hex Bolt - 1/2 x 4 Lg.....	2
24	F-3405	Locknut - 1/2 Unitorque.....	2

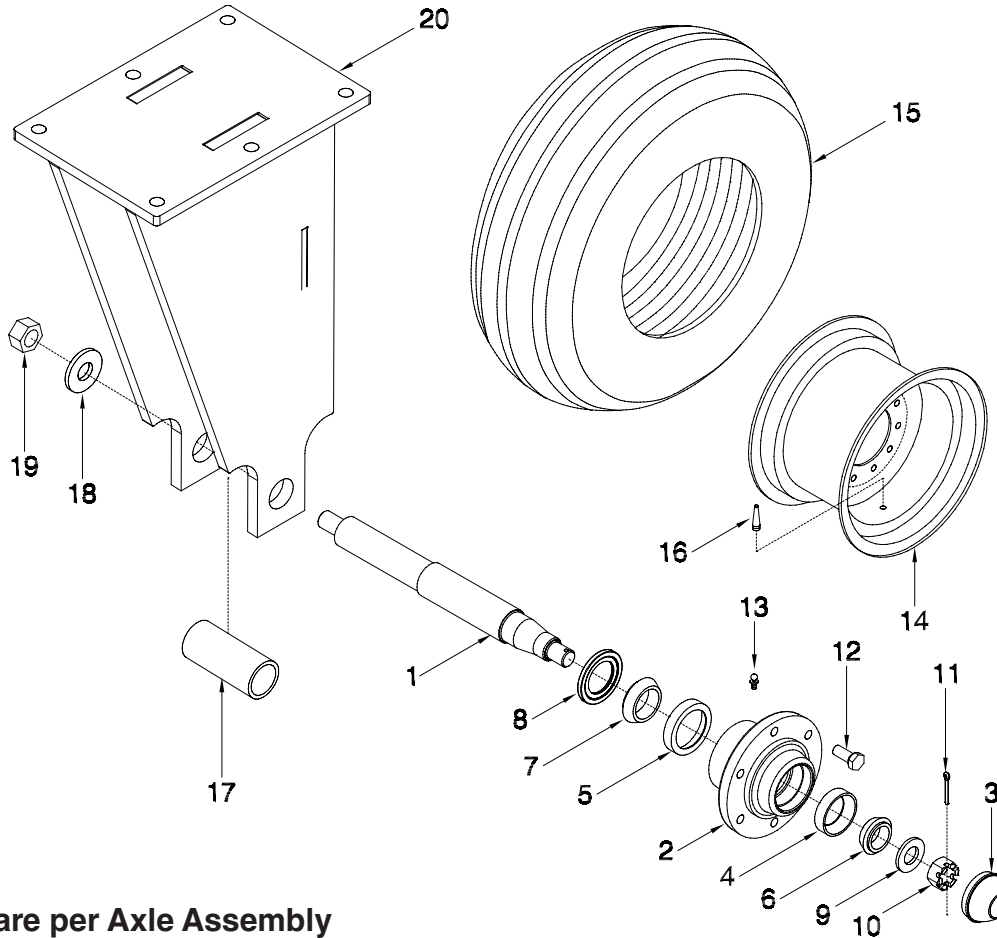
Wheels Main Rear Axle - 25 & 31 Ft



Quantities are per Axle Assembly

Item	Part No.	Description	Qty
1	C17355	Rim - 15 x 10 - 8 Bolt.....	1
2	C26840	Tire - 12.5L x 15FI - Load Range F.....	1
3	N19173	Hub (Includes Items 7, 8 & 11).....	1
4	N19171	Dust Cap.....	1
5	N19170	Outer Wheel Bearing.....	1
6	N19169	Inner Wheel Bearing.....	1
7	N19168	Outer Bearing Cup.....	1
8	N19167	Inner Bearing Cup.....	1
9	N19172	Seal.....	1
10	D-5239	Cotter Pin - 1/4 x 2 1/4.....	1
11	N19727	Wheel Stud - 5/8 x 18 UNF x 2 1/2.....	8
12	N19586	Tapered Wheel Nut - 5/8 - 18 UNF.....	8
13	N13962	Flatwasher.....	1
14	N19484	Castle Nut - 1 1/4.....	1
15	C17348	Valve Stem - TR-416.....	1
16	S32556	Spindle - 2 1/2 Dia.....	1
17	S44962	Rear Axle Bracket - Left.....	1
17A	S44963	Rear Axle Bracket - Right (Not Shown).....	1
18	W-495	Hex Bolt - 1/2 x 4 Lg.....	1
19	F-3405	Locknut - 1/2 Uunitorque.....	1

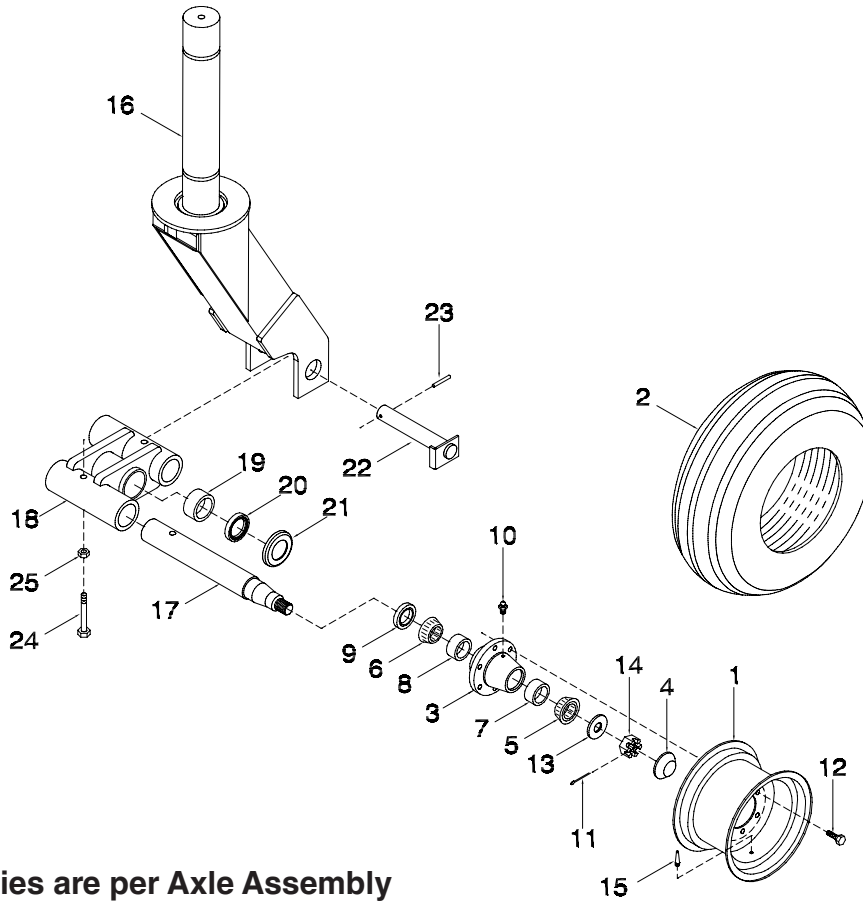
Wheels Wing Rear Axle - 25 Ft to 86 Ft



Quantities are per Axle Assembly

Item	Part No.	Description	Qty
1	N33998	Spindle.....	1
2	C-1463	Heavy Duty Hub - 6 Bolt (Includes Items 4, 5 & 13)	1
3	C-1522	Dust Cap	1
4	W-1537	Outer Bearing Cup.....	1
5	W-1538	Inner Bearing Cup.....	1
6	W-1474	Outer Wheel Bearing	1
7	W-1475	Inner Wheel Bearing	1
8	C-1521	Dust Seal	1
9	C-3258	Flatwasher - 2 OD x 1 1/16 ID x 3/16.....	1
10	S-1311	Slotted Nut - 1 SAE	1
11	W-1416	Cotter Pin - 3/16 x 1 1/2 Lg	1
12	W-1383	Wheel Stud Bolt - 9/16 x 1 11/16 Lg.....	6
13	S-752	Grease Zerk - 1/4 NPT Straight	1
14	C16611	Rim - 15 x 10 - 6 Bolt.....	1
15	S47557	Tire - 11L x 15SL - 12 Ply rating - 41, 47 & 51 ft Models	1
	C24562	Tire - 12.5L x 15SL - 12 Ply rating - 25 ft, 31 ft Model & 5 Frame Models	1
16	W-3328	Valve Stem - TR-415 - 41, 47 & 51 ft Models	1
	C17348	Valve Stem - TR-416 - 25 ft, 31 ft Models & 5 Frame Models.....	1
17	S42986	Spacer - 1.812 ID x 2.25 OD x 5 LG.....	1
18	C12375	Flatwasher	1
19	D-5274	Locknut - 1	1
20	S42921	Rear Axle Wing Depth Beams - 25, 31, 41, 47, 61, 71, 80 and 86 ft	1
	S47084	Rear Axle Wing Depth Beams - 51ft.....	1

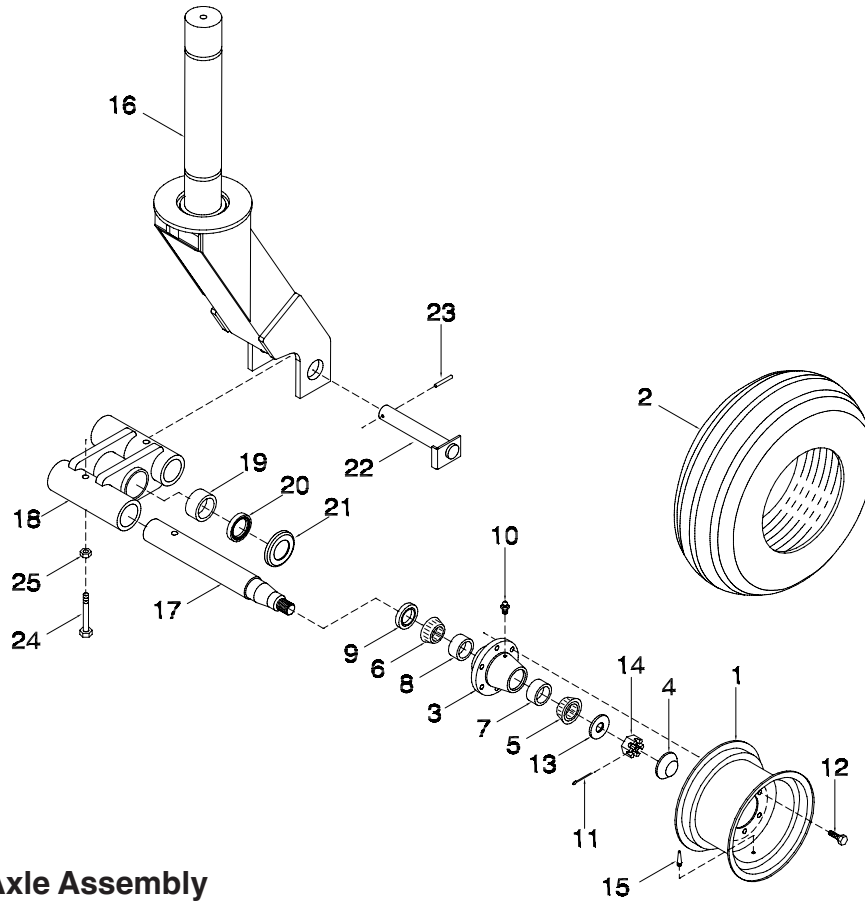
Wheels Wing Gauge - Dual Axle - Prior to 2009



Quantities are per Axle Assembly

Item	Part No.	Description	Qty
1	C16611	Rim - 15 x 10 - 6 Bolt.....	2
2	S47557	Tire - 11L x 15SL - 12 Ply rating - 41, 47 & 51 ft Models	2
	C24562	Tire - 12.5L x 15SL - 12 Ply rating - 5 Frame Models	2
3	C-1463	Heavy Duty Hub - 6 Bolt (Includes Items 7, 8 & 10)	2
4	C-1522	Dust Cap	2
5	W-1474	Outer Wheel Bearing	2
6	W-1475	Inner Wheel Bearing	2
7	W-1537	Outer Bearing Cup	2
8	W-1538	Inner Bearing Cup	2
9	C-1521	Seal	2
10	S-752	Grease Zerk - 1/4 NPT Straight	2
11	W-1416	Cotter Pin - 3/16 x 1 1/2	2
12	W-1383	Wheel Stud Bolt - 9/16 x 1 11/16	12
13	C-3258	Flatwasher - 2 OD x 1 1/16 ID x 3/16	2
14	S-1311	Slotted Nut - 1 SAE	2
15	W-3328	Valve Stem - TR-415 - 41 & 47 ft Models	2
	C17348	Valve Stem - TR-416 - 5 Frame Models	2
16	S32547	Offset Castor - 1/2" side plates	1
17	S32545	Spindle 2" Dia	2
18	S39440	Axle Bracket - Offset (Includes items 19 & 20).....	1
19	C26086	Bearing - Garlock - 1 3/4 OD x 1 1/2 Lg.....	2
20	C26266	Dust Seal - 2.54 OD x 0.266 Thick	2
21	C26082	Washer - Formed - 1 3/4 ID	2
22	S32540	Pin - Walking Beam Pivot - 1 3/4 x 6 1/16 UL	1
23	T-5245	Spiral Pin - 3/8 x 2 1/2.....	1
24	W-493	Hex Bolt - 1/2 x 3-1/2 Lg	2
25	F-3405	Locknut - 1/2 Unitorque.....	2

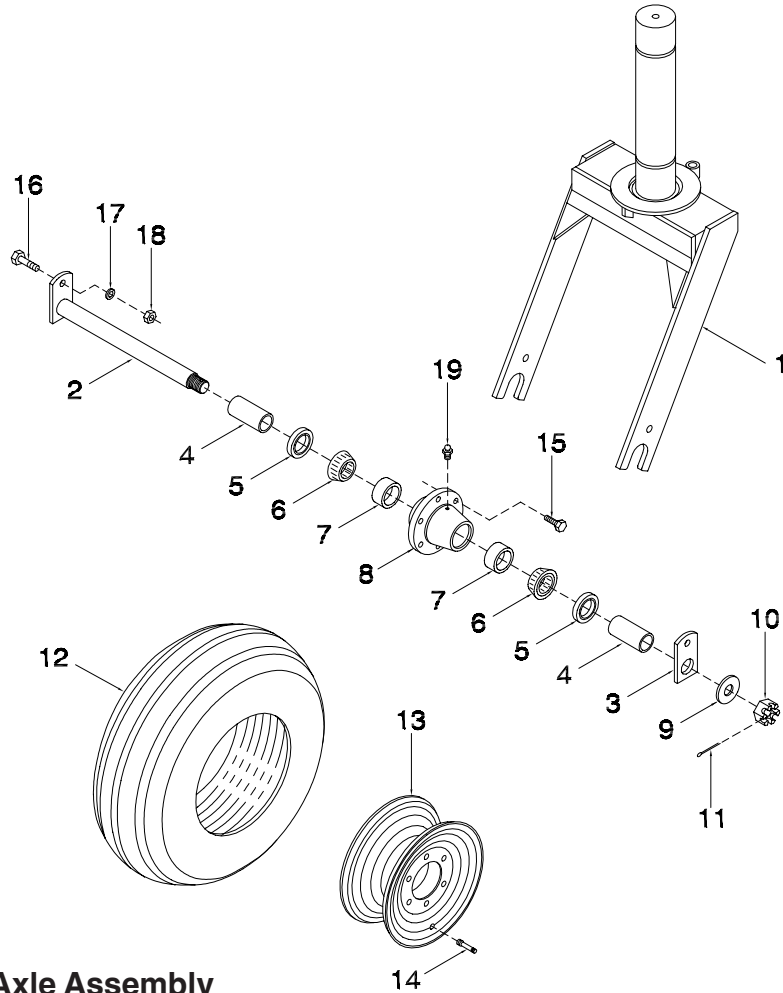
Wheels Wing Gauge - Dual Axle - 2009 to present



Quantities are per Axle Assembly

Item	Part No.	Description	Qty
1	C16611	Rim - 15 x 10 - 6 Bolt.....	2
2	S47557	Tire - 11L x 15SL - 12 Ply rating - 41, 47 & 51 ft Models	2
	C24562	Tire - 12.5L x 15SL - 12 Ply rating - 5 Frame Models	2
3	C-1463	Heavy Duty Hub - 6 Bolt (Includes Items 7, 8 & 10)	2
4	C-1522	Dust Cap	2
5	W-1474	Outer Wheel Bearing.....	2
6	W-1475	Inner Wheel Bearing	2
7	W-1537	Outer Bearing Cup	2
8	W-1538	Inner Bearing Cup	2
9	C-1521	Seal.....	2
10	S-752	Grease Zerk - 1/4 NPT Straight	2
11	W-1416	Cotter Pin - 3/16 x 1 1/2	2
12	W-1383	Wheel Stud Bolt - 9/16 x 1 11/16	12
13	C-3258	Flatwasher - 2 OD x 1 1/16 ID x 3/16	2
14	S-1311	Slotted Nut - 1 SAE	2
15	W-3328	Valve Stem - TR-415 - 41 & 47 ft Models	2
	C17348	Valve Stem - TR-416 - 5 Frame Models.....	2
16	S45720	Offset Castor - 3/4" side plates	1
17	S32545	Spindle 2" Dia	2
18	S39440	Axle Bracket - Offset (Includes items 19 & 20)	1
19	C26086	Bearing - Garlock - 1 3/4 OD x 1 1/2 Lg	2
20	C26266	Dust Seal - 2.54 OD x 0.266 Thick	2
21	C26082	Washer - Formed - 1 3/4 ID	2
22	C26085	Pin - Walking Beam Pivot - 1 3/4 x 6 5/8 UL	4
23	T-5245	Spiral Pin - 3/8 x 2 1/2	1
24	W-493	Hex Bolt - 1/2 x 3 1/2 Lg	2
25	F-3405	Locknut - 1/2 Unitorque	2

Wheels Wing Gauge - Single Axle



Quantities are per Axle Assembly

Item	Part No.	Description	Qty
1	C18657	Castor Fork - 3"	1
2	N19164	Spindle	1
3	D-4947	Plate	1
4	N19165	Spacer.....	2
5	D-5402	Hub Seal	2
6	W-1474	Bearing Cone	2
7	W-1537	Bearing Cup	2
8	D-4837	Hub - 6 Bolt (Includes Items 7 & 19)	1
9	D-5498	Flatwasher - 1	1
10	S-1311	Slotted Nut - 1 UNF	1
11	D-5238	Cotter Pin - 3/16 x 1 3/4	1
12	S47557	Tire - 11L x 15SL - 12 Ply rating - 41, 47 & 51 ft Models	1
	C24562	Tire - 12.5L x 15SL - 12 Ply rating - 25 ft, 31 ft Model & 5 Frame Models	1
13	C16611	Rim - 15 x 10 - 6 Bolt.....	1
14	W-3328	Valve Stem - TR-415 - 41 & 47 ft Models	1
	C17348	Valve Stem - TR-416 - 31 ft Models & 5 Frame Models.....	1
15	W-1383	Wheel Stud Bolt - 9/16 x 1 11/16.....	6
16	W-498	Hex Bolt - 5/8 x 1 3/4.....	2
17	W-526	Lockwasher - 5/8.....	2
18	W-517	Hex Nut - 5/8.....	2
19	S-752	Grease Zerk - 1/4 NPT Straight	1

Notes

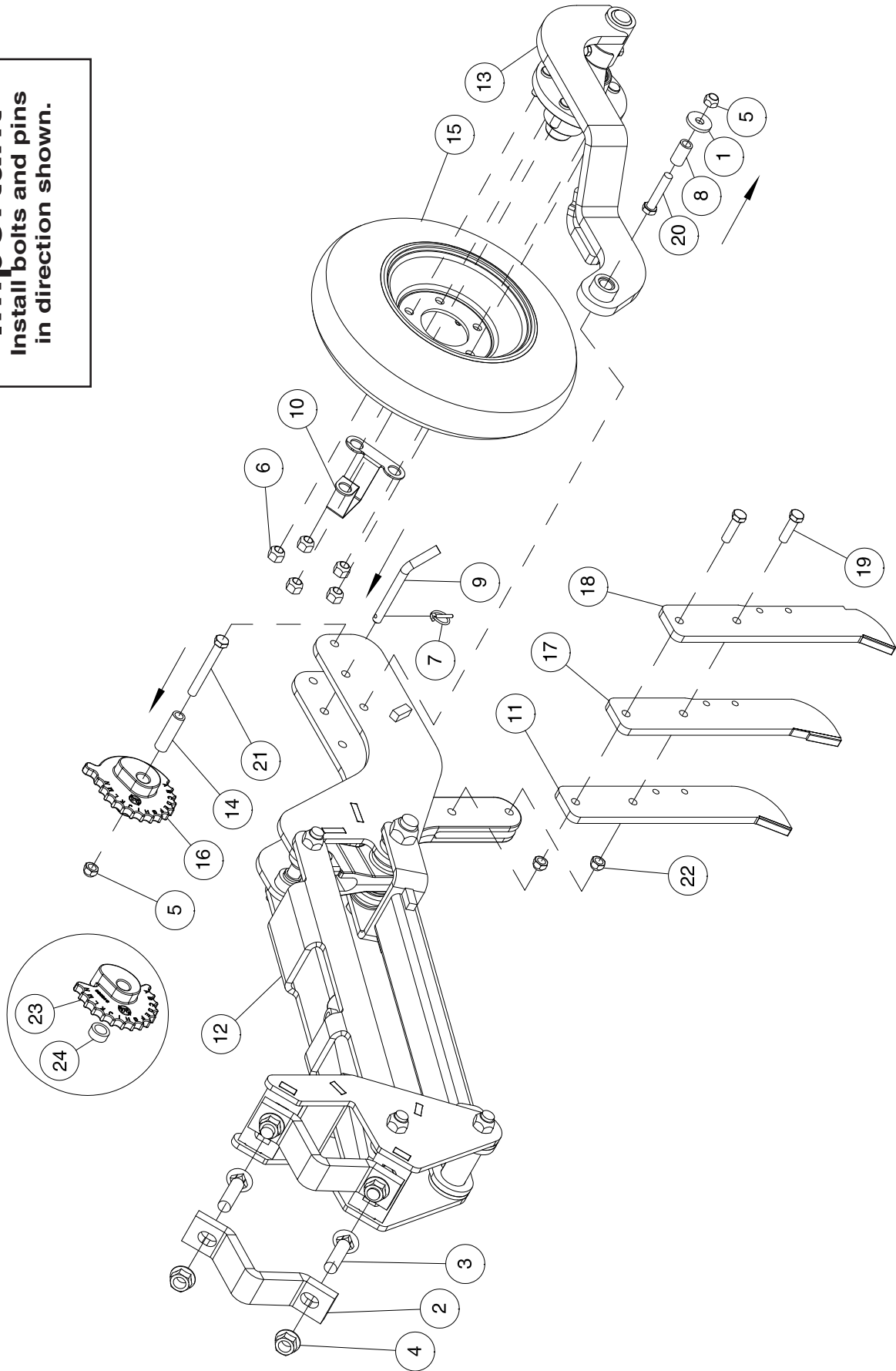
Section 3: Opener

Section Contents

Opener Assembly.....	3-2
Body Assembly.....	3-4
Packer Arm Assembly	3-6
Packer Hub - 2026 to Present	3-7
Packer Wheel Assemblies.....	3-8
Single Shoot.....	3-9
Single Shoot 3” Spreader	3-10
Double Shoot - Paired Row	3-11
Double Shoot - High Pressure NH3	3-12
Double Shoot Side Band Boot - Left	3-13
Double Shoot Side Band Boot - Right.....	3-14
Injected Polymer Pair Row Kit	3-15
Injected Polymer Left Side Band Kit	3-16
Injected Polymer Right Side Band Kit	3-17
Soil Levelers.....	3-18
Trash Coulter	3-19

Opener Opener Assembly

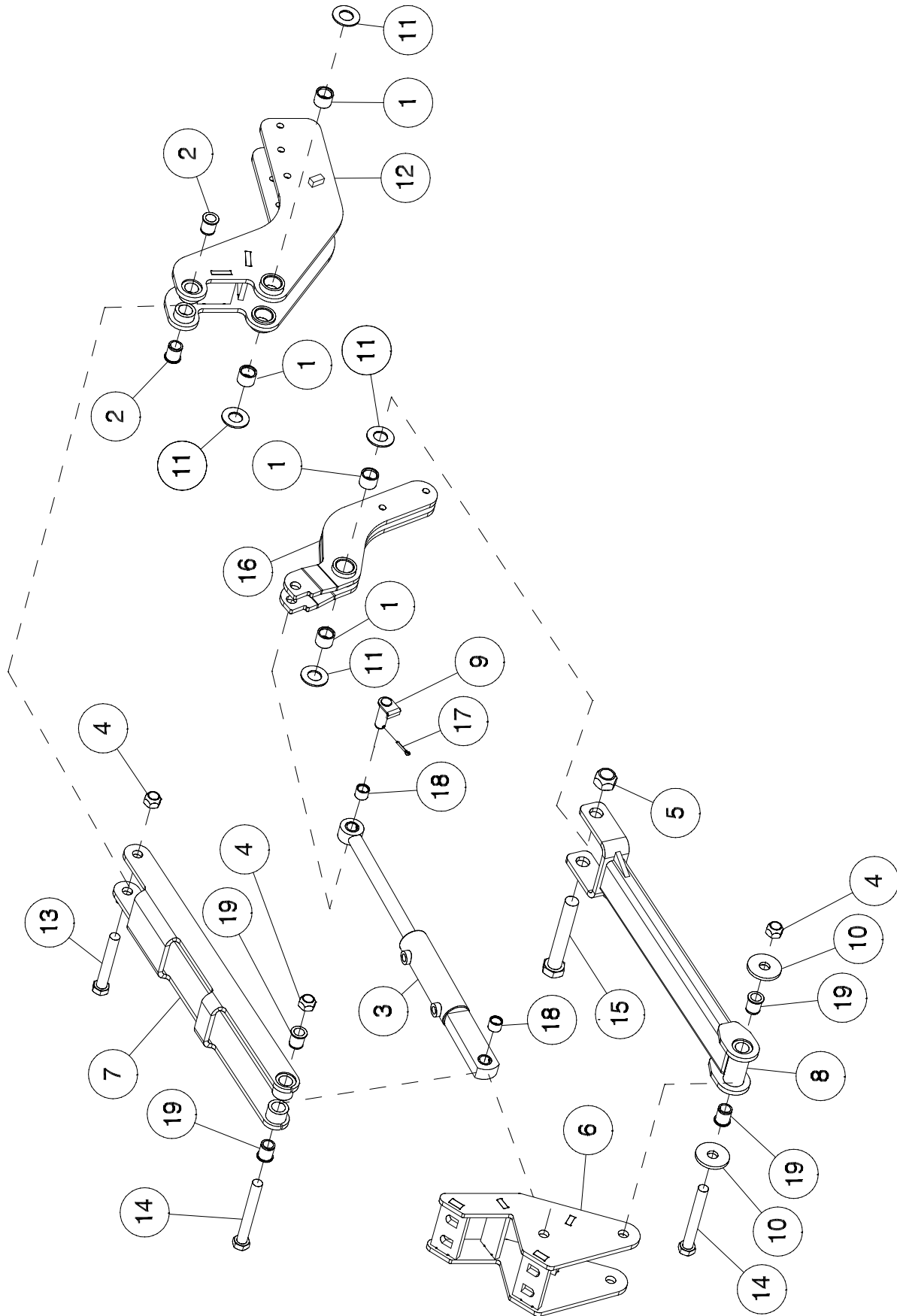
Important
Install bolts and pins
in direction shown.



Opener - Opener Assembly

Item	Part No.	Description	Qty
1	C-333	Washer - 33/64 ID x 1 1/2 OD x 3/16 Thick.....	1
2	C26506	Clamp Strap	2
3	C33957	Carriage Bolt - 3/4 x 3 Lg	4
4	D12942	Flange Lock Nut - 3/4.....	4
5	F-3405	Flange Lock Nut - 1/2.....	2
6	S-1196	Tapered Wheel Nut - 1/2.....	5
7	S42294	Lynch Pin - 3/16 Dia	1
8	S42593	Bushing - 3/4 OD x .510 ID x 1.391 Lg	1
9	S42659	Depth Pin - 1/2 x 3 1/2 UL	1
10	S42698	Dust Cap Retainer.....	1
11	S42940	Shank - Standard	1
12	S44330	Subassembly - Parallel Link/Seed Frame.....	1
13	S44363	Subassembly - Packer Arm	1
14	S44402	Bushing - 3/4 OD x .510 ID x 2 9/16 Lg.....	1
15	*****	Packer Wheel - See Page 3-7	1
16	S45775	Adjustment Cam - Cast	1
17	S47993	Shank - Heavy Duty	1
	S51189	Shank - Heavy Duty with Hardsurface	
18	S48832	Shank - High Pressure NH3	1
19	W-487	Hex Bolt - 1/2 x 1 3/4 Lg.....	2
20	W-490	Hex Bolt - 1/2 x 2 1/2 Lg.....	1
21	W-495	Hex Bolt - 1/2 x 4 Lg.....	1
22	S47110	Hex Nut Center Lock - 1/2.....	2
		C2 DEPTH CAM CONVERSION	
23	S49260	C2 - Depth Adjustment Cam - Requires S72179 Bushing.....	1
24	S72179	C1 - Depth Cam Conversion Bushing - 0.765 ID x 1.125 OD x 5/8 Lg	1

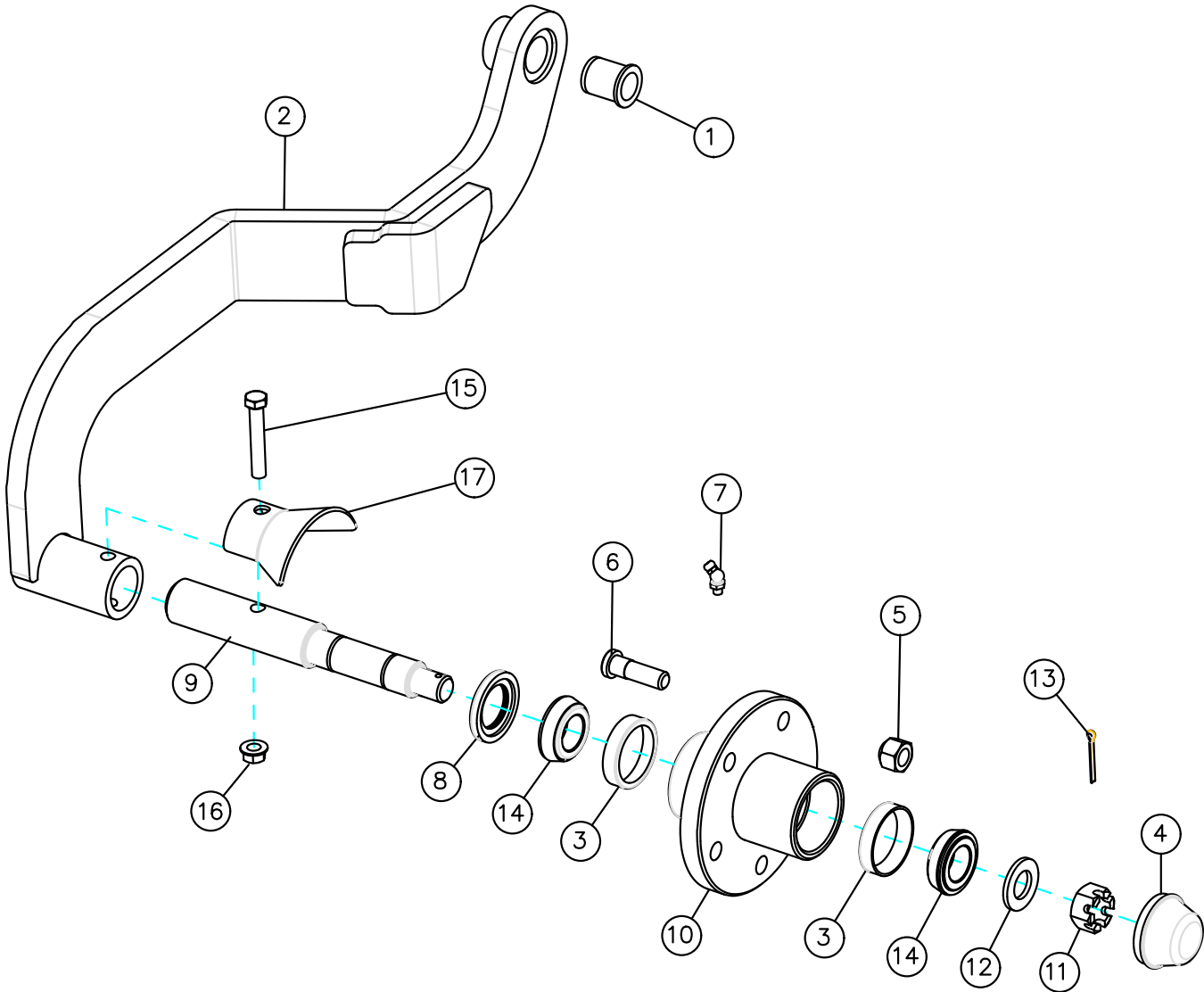
Opener Body Assembly



Opener - Body Assembly

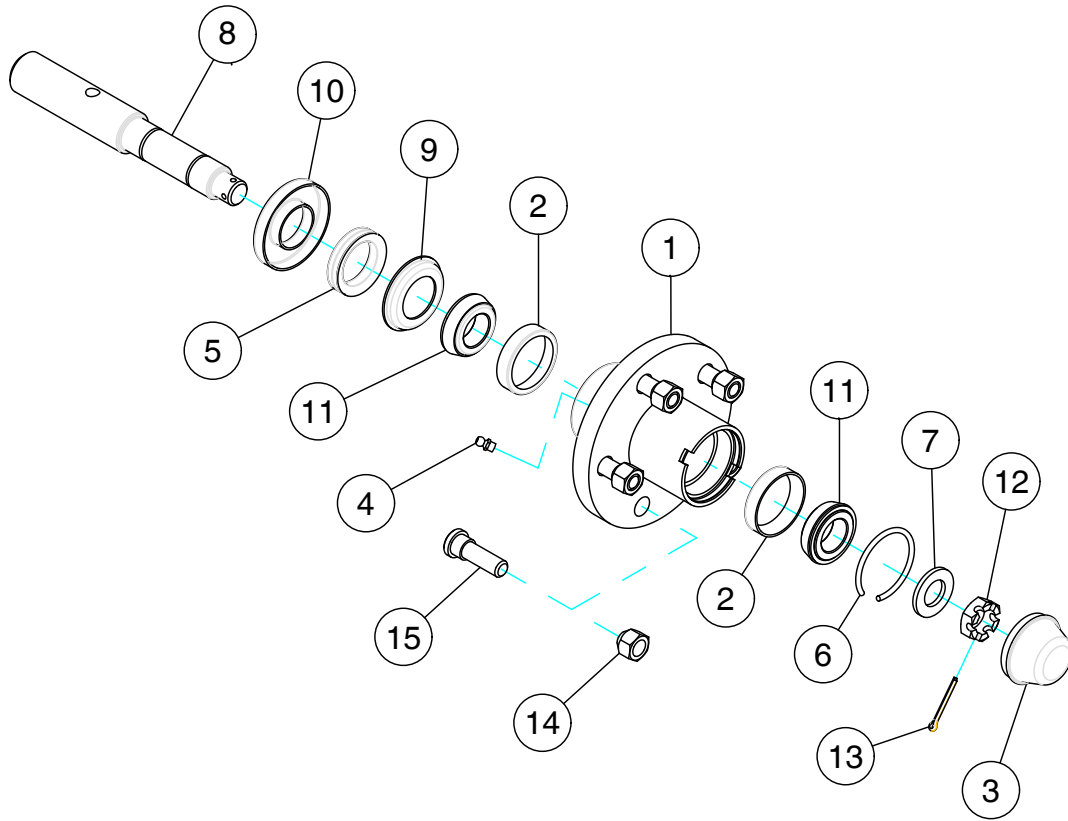
Item	Part No.	Description	Qty
1	S47527	Bottom Bushing - 1.0062 ID x 1.261 OD x 1 Lg	4
2	C26525	Nylon Bushing.....	2
3	C42912	Hyd Cylinder - 1 3/4 Bore x 3 1/4 Stroke.....	1
	C44461	Seal Kit	
4	D-5273	Unitorque Locknut - 3/4.....	3
5	D-5274	Unitorque Locknut - 1	1
6	S42565	Mounting Bracket	1
7	S48852	Top Link - C2 (Replaces S42583)	1
8	S48853	Lower Link - C2 (Replaces S42661)	1
9	S42673	Lipped Pin - 3/4 Dia x 1 29/32 UL	1
10	S42674	Washer - 2 1/2 OD x 25/32 ID x 1/4	2
11	S42675	Washer - 1 1/32 ID x 2 OD x 1/8	4
12	S42690	Seed Frame.....	1
13	S42949	Hex Bolt - 3/4 x 5 Lg.....	1
14	S42951	Hex Bolt - 3/4 x 5 7/8 Lg.....	2
15	S42952	Hex Bolt -1 x 6 1/2 Lg.....	1
16	S44920	Shank Holder - Cast.....	1
17	W-530	Cotter Pin - 5/32 x 1 Lg	1
18	S51494	Bushing - 0.756/0.759 ID x 1.003/1.005 OD x 1.000 Lg.....	2
19	S44397	Polygon Bushing - C2 (Used in links S48852 & S48853) - 0.756/0.759 ID x 0.9966/0.9986 OD x 1.000 Lg.....	4
19A	C26525	Nylon Bushing - C1 (Used in links S42583 & S42661)	4

Opener Packer Arm Assembly



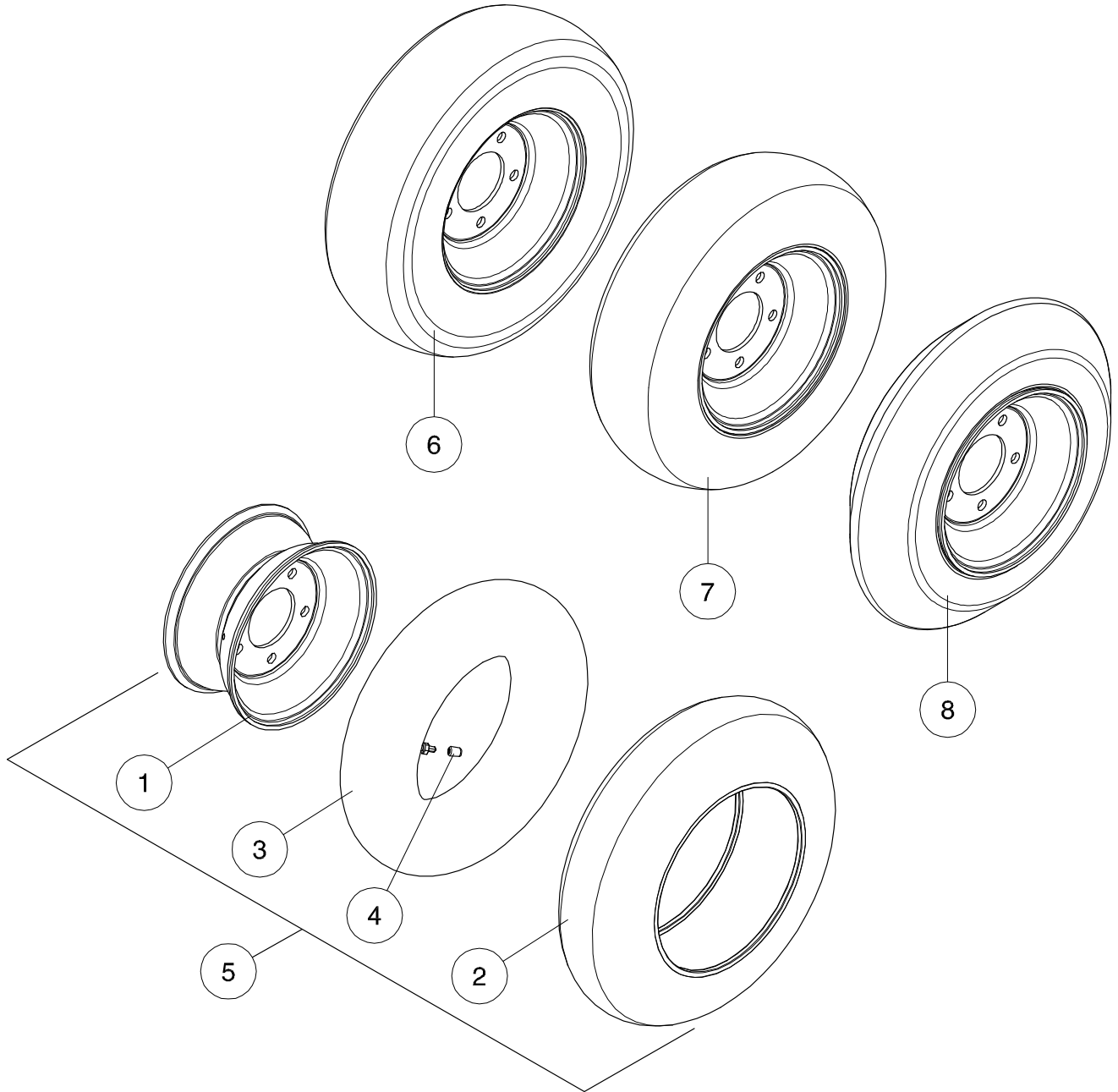
Item	Part No.	Description	Qty
1	C26525	Nylon Bushing.....	1
2	S42689	Packer Arm.....	1
3	N14009	Bearing Cup - L44610	2
4	N14011	Dust Cap - DC11	1
5	S-1196	Tapered Wheel Nut - 1/2 20UNF	5
6	S44303	Press In Wheel Stud -1/2 20UNF	5
7	F-3009	Grease Zerk - 1/4 x 45 Degree	1
8	S42765	Dust Seal	1
9	S42908	Spindle - 1 1/4 Dia	1
10	S44305	Hub - 5 Bolt (Includes items 2, 3, 11 and 12)	1
11	W-94	Hex Slotted Nut - 3/4 16 UNF.....	1
12	W-476	Flat Washer - 3/4.....	1
13	W-529	Cotter Pin - 1/8 x 1 1/4 Lg.....	1
14	W-4187	Bearing Cone - L44643.....	2
15	W-479	Hex Bolt - 3/8 x 2 1/4 Lg.....	1
16	S27987	Flange Lock Nut - 3/8 W/Center Lock	1
17	S42932	Twine Guard	1
	S44304	Packer Hub Assembly (Includes Items 3 to 14) N/A	

Opener Packer Hub - 2026 to Present



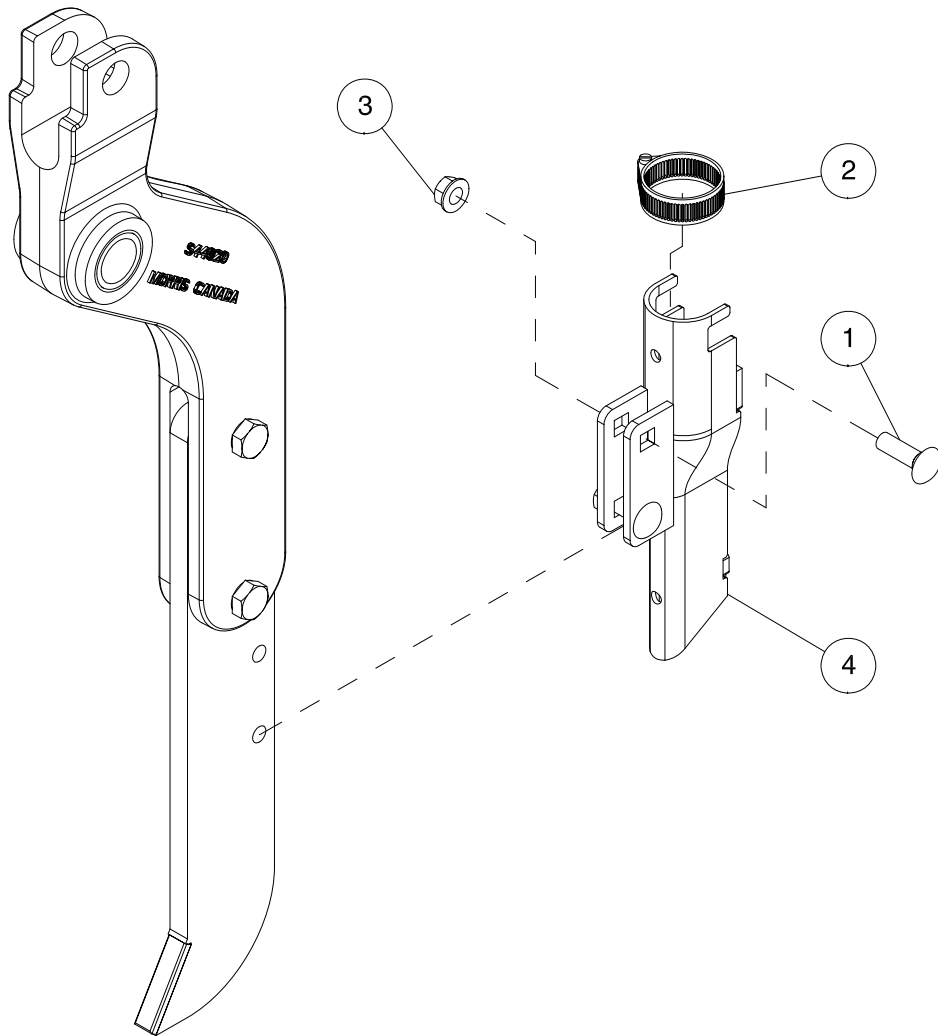
Item	Part No.	Description	Qty
1	S48844	Hub Casting - 1000 Lb - 5 Bolt	1
2	N14009	Bearing Cup	2
3	N14011	Dust Cap	1
4	S-752	Grease Zerk - 1/4	1
5	S48842	V-Seal - 1 1/4 Shaft	1
6	S48843	Dust Cap Retaining Wire	1
7	W-476	Washer - 3/4	1
8	S48846	Spindle - 1-1/4 Dia	1
9	S48847	Seal Counterface	1
10	S48848	Seal Retainer	1
11	W-4187	Bearing Cone	2
12	S48849	Slotted Jam Nut - 3/4	1
13	W-529	Cotter Pin - 1/8 x 1 Lg	1
14	S50246	Tapered Wheel Nut - 1/2	5
15	S50247	Press-In Wheel Stud - 1/2	5
	S48850	Packer Hub Assembly (Includes All Above Items) Replaces S44304 No Twind Guard Required.	

Opener Packer Wheel Assemblies



Item	Part No.	Description	Qty
1	S44301	Rim - 8 x 3.75 - 5 Bolt - Valve Stem - Pneumatic Tire.....	1
2	S44404	Pneumatic Tire - 480 x 8 Smooth.....	1
3	S44406	Tire Tube with Valve Cap.....	1
4	S44407	Valve Cap Metal	1
5	S44405	Pneumatic Tire - 480 (Includes items 1, 2, 3 & 4)	1
6	S44300	Semi Pneumatic Tire - 480 x 8	1
7	S44900	Semi Pneumatic Tire - 550 x 8	1
8	S47093	"V" Crown Packer Tire - 400 x 8.....	1

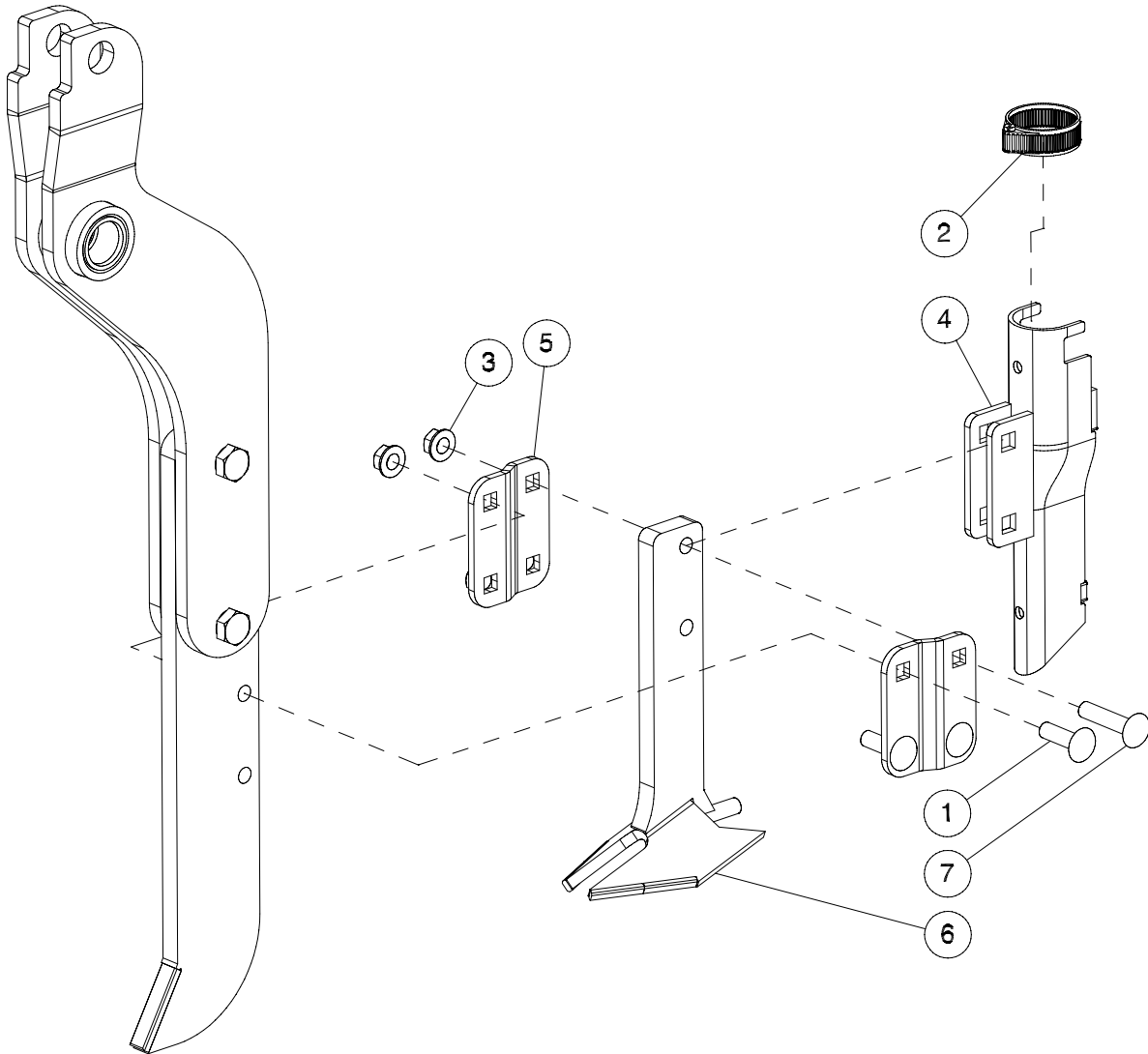
Seed Boot Single Shoot



S51189 Shank - Hardsurfaced

Item	Part No.	Description	Qty
1	D-5260	Carriage Bolt - 3/8 x 1 1/4 Lg	1
2	N11470	Hose Clamp	1
3	S27987	Flange Lock Nut - 3/8.....	1
4	S42865	Single Shoot Boot	1
	S51191	Single Shoot Knife Assembly - Includes Items 1, 3, 4 and S51189	

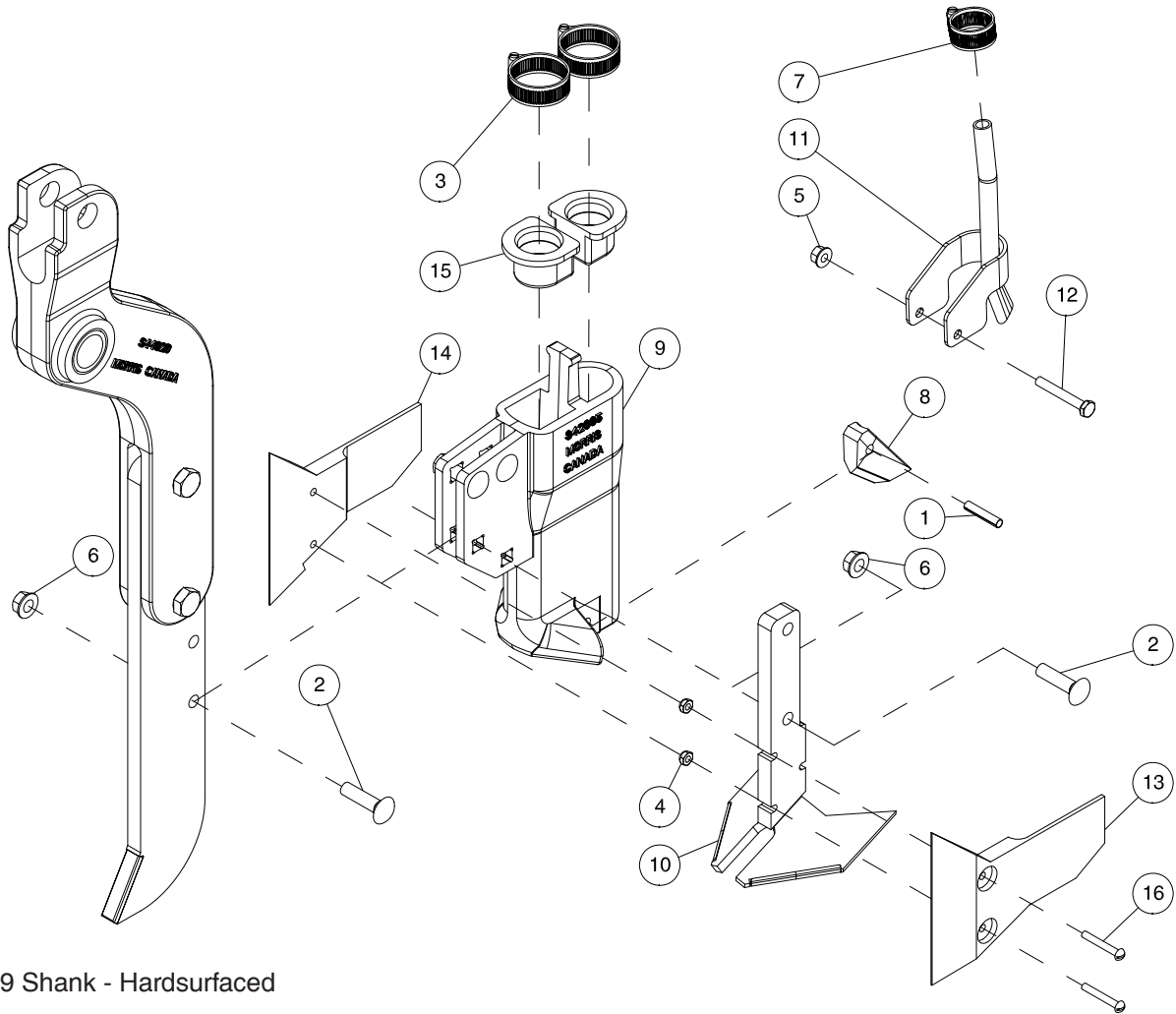
Seed Boot Single Shoot 3" Spreader



S51189 Shank - Hardsurfaced

Item	Part No.	Description	Qty
1	D-5260	Carriage Bolt - 3/8 x 1 1/4 Lg	2
2	N11470	Hose Clamp	1
3	S27987	Flange Lock Nut - 3/8.....	4
4	S42865	Single Shoot Boot	1
5	S45269	Mounting Plate	2
6	S45270	3" Wear Shovel - Carbide.....	1
7	W14502	Carriage Bolt - 3/8 x 1 3/4 Lg	2
	N46129	Single Shoot 3" Spreader Kit - Includes Items 1, 3, 4, 5, 6 and 7	
	S51192	Single Spreader Assembly - Includes Items 1, 3, 4, 5, 6, 7 and S51189	

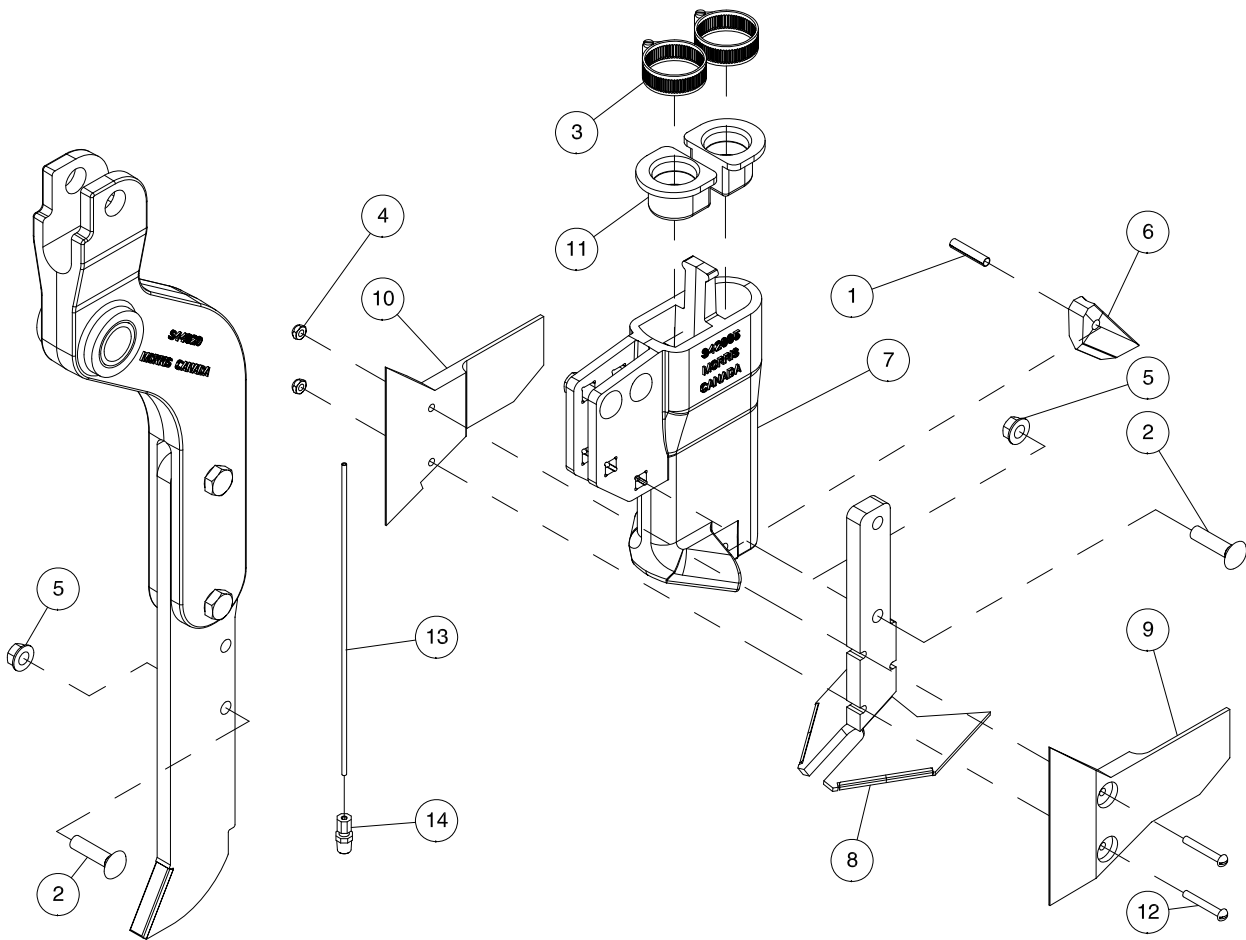
Cast Seed Boot Double Shoot - Paired Row



S51189 Shank - Hardsurfaced

Item	Part No.	Description	Qty
1	D-5243	Spiral Pin - 1/4 x 1 1/4 Lg.....	1
2	D-5261	Carriage Bolt - 3/8 x 1-1/2 Lg	4
3	N11470	Hose Clamp - HS-20.....	2
4	N37787	Locknut - #10-24 UNC	2
5	N42510	Flange Lock Nut - 1/4 W/Center Lock	1
6	S27987	Flange Lock Nut - 3/8 W/Center Lock	4
7	S31745	Hose Clamp - HS-12.....	1
8	S42962	Cast Wear Tail.....	1
8A	S47980	Wear Tail - Carbide	
9	S42965	Double Shoot Boot - Cast	1
10	S42978	Seed Shovel - Paired Row	1
10A	S51186	Seed Shovel - Hardsurfaced with Carbide - Paired Row	
11	S44450	NH3 Tube.....	1
12	S45286	Hex Bolt - 1/4 x 1 13/16 Lg (Special).....	1
13	S45312	Mud Guard - Left.....	1
14	S45313	Mud Guard - Right	1
15	S47076	Grommet - For .929 ID x 1.169 OD Secondary Hose - Double Shoot Boot.....	2
16	S47128	Machine Screw - #10-24 x 1 3/4 Lg.....	2
	S51195	Paired Row Assembly - Includes Items 1, 2, 6, 8A, 9, 10A and S51189	
	S46181	Kit - Mud Guard (Includes Items 13 to 16)	

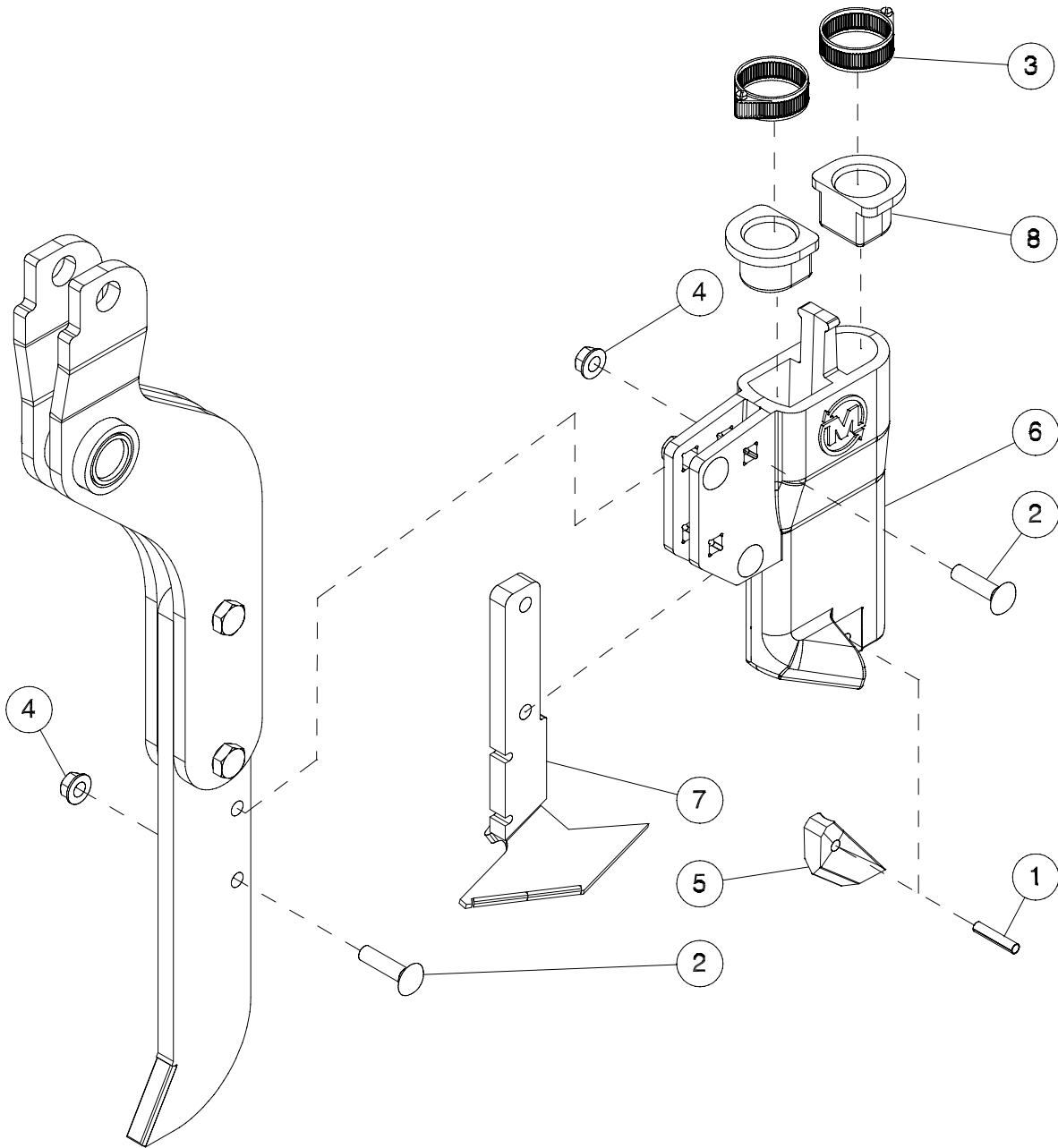
Cast Seed Boot Double Shoot - High Presure NH3



S51189 Shank - Hardsurfaced

Item	Part No.	Description	Qty
1	D-5243	Spiral Pin - 1/4 x 1 1/4 Lg.....	1
2	D-5261	Carriage Bolt - 3/8 x 1-1/2 Lg	4
3	N11470	Hose Clamp - HS-20.....	2
4	N37787	Nylon Insert Locknut - #10-24	2
5	S27987	Flange Lock Nut - 3/8 W/Center Lock	4
6	S42962	Cast Wear Tail.....	1
	S47980	Wear Tail - Carbide	
7	S42965	Double Shoot Boot - Cast	1
8	S42978	Seed Shovel - Paired Row	1
8A	S51186	Seed Shovel - Hardsurfaced with carbide - Paired Row	
9	S45312	Mud Guard - Left.....	1
10	S45313	Mud Guard - Right	1
11	S47076	Grommet - For .929 ID x 1.169 OD Secondary Hose - Double Shoot Boot.....	2
12	S47128	Machine Screw - #10-24 x 1 3/4 Lg.....	2
13	S48813	NH3 Injector Tube - 1/8 OD x 0.020W T304 Stainless Tube.....	1
14	S48814	Compression Fitting - 1/8 Tube x 1/8 Male Pipe	1
	S46181	Kit - Mud Guard (Includes Items 9 to 12)	

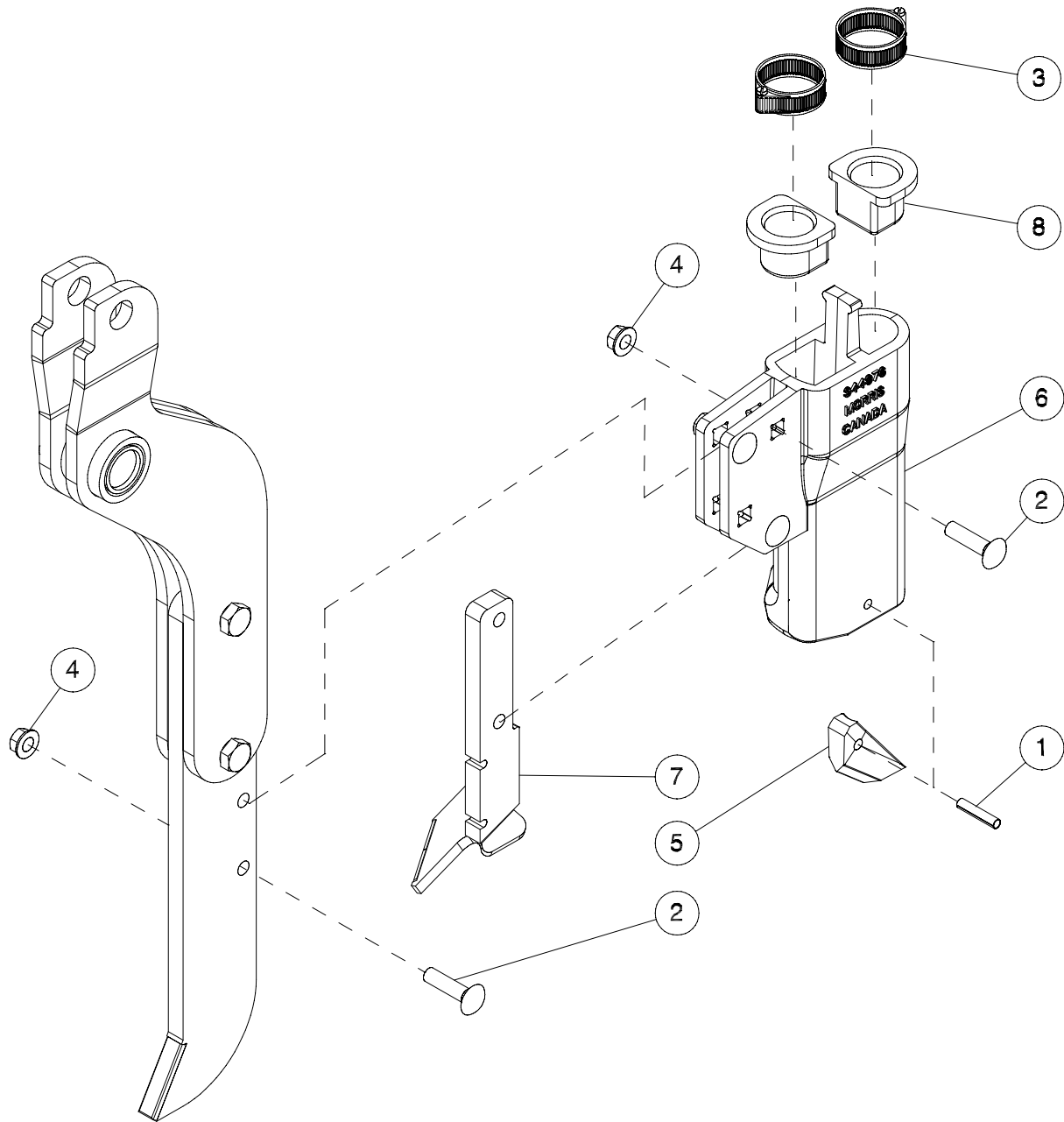
Cast Seed Boot Double Shoot Side Band Boot - Left



S51189 Shank - Hardsurfaced

Item	Part No.	Description	Qty
1	D-5243	Roll Pin.....	1
2	D-5261	Carriage Bolt - 3/8 x 1 1/2 Lg	4
3	N11470	Hose Clamp	2
4	S27987	Flange Lock Nut - 3/8.....	4
5	S42962	Cast Wear Tail.....	1
5A	S47980	Carbide Wear Tail.....	1
6	S44977	Side Band Boot - Cast - Left	1
7	S44425	Seed Shovel - Side Band Boot - Left	1
7A	S51187	Seed Shovel - Hardsurfaced with carbide - Side Band Boot - Left	
8	S47076	Grommet - For .929 ID x 1.169 OD Secondary Hose.....	2
	N46131	Double Shoot Side Band BTS Kit - Left - Includes items 1, 2, 3, 4, 6 & 7	
	S51194	Double Shoot Side Band BTS Kit - Left - Includes items 1, 2, 3, 4, 5A, 6, 7A & S51189	

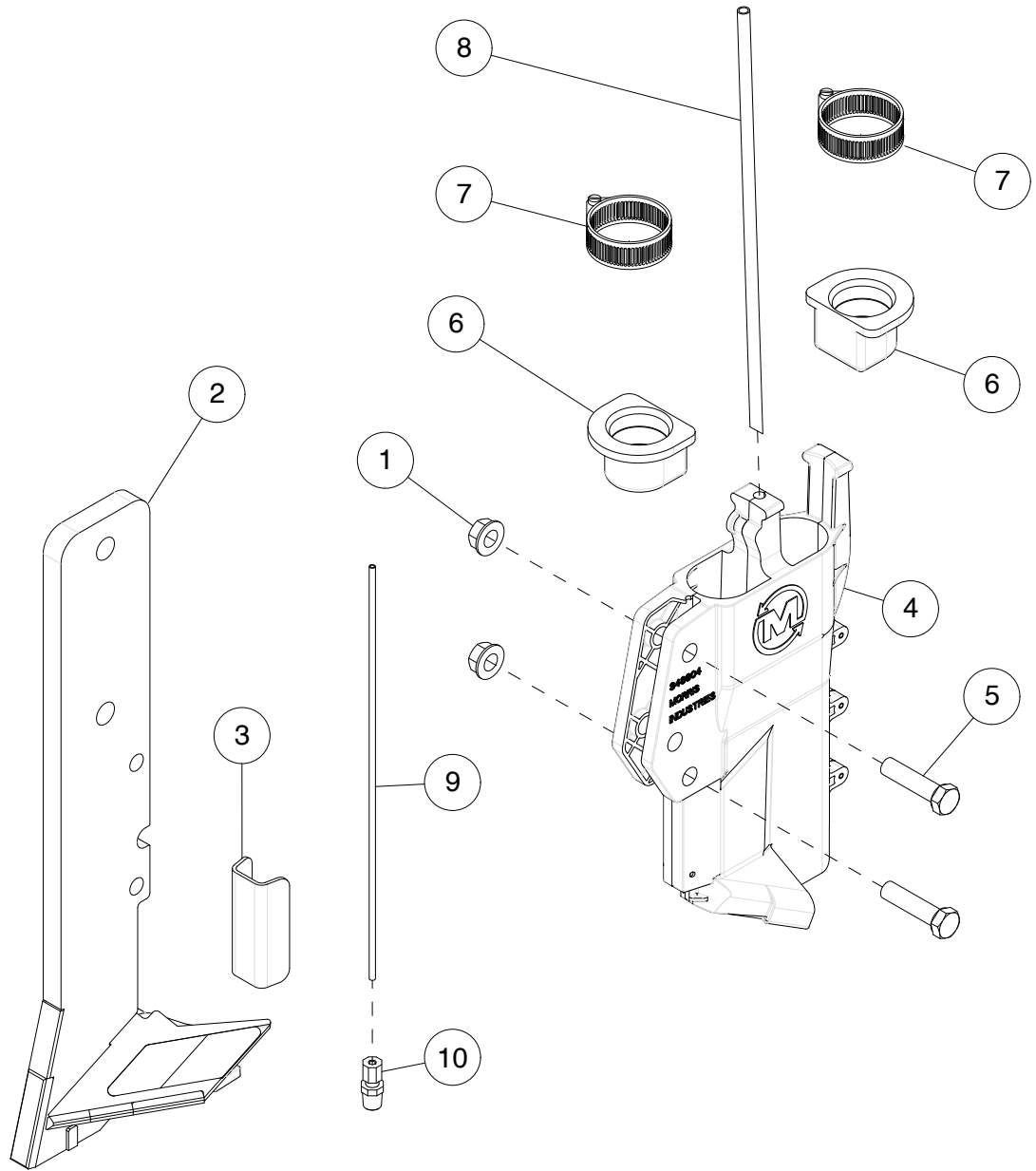
Cast Seed Boot Double Shoot Side Band Boot - Right



S51189 Shank - Hardsurfaced

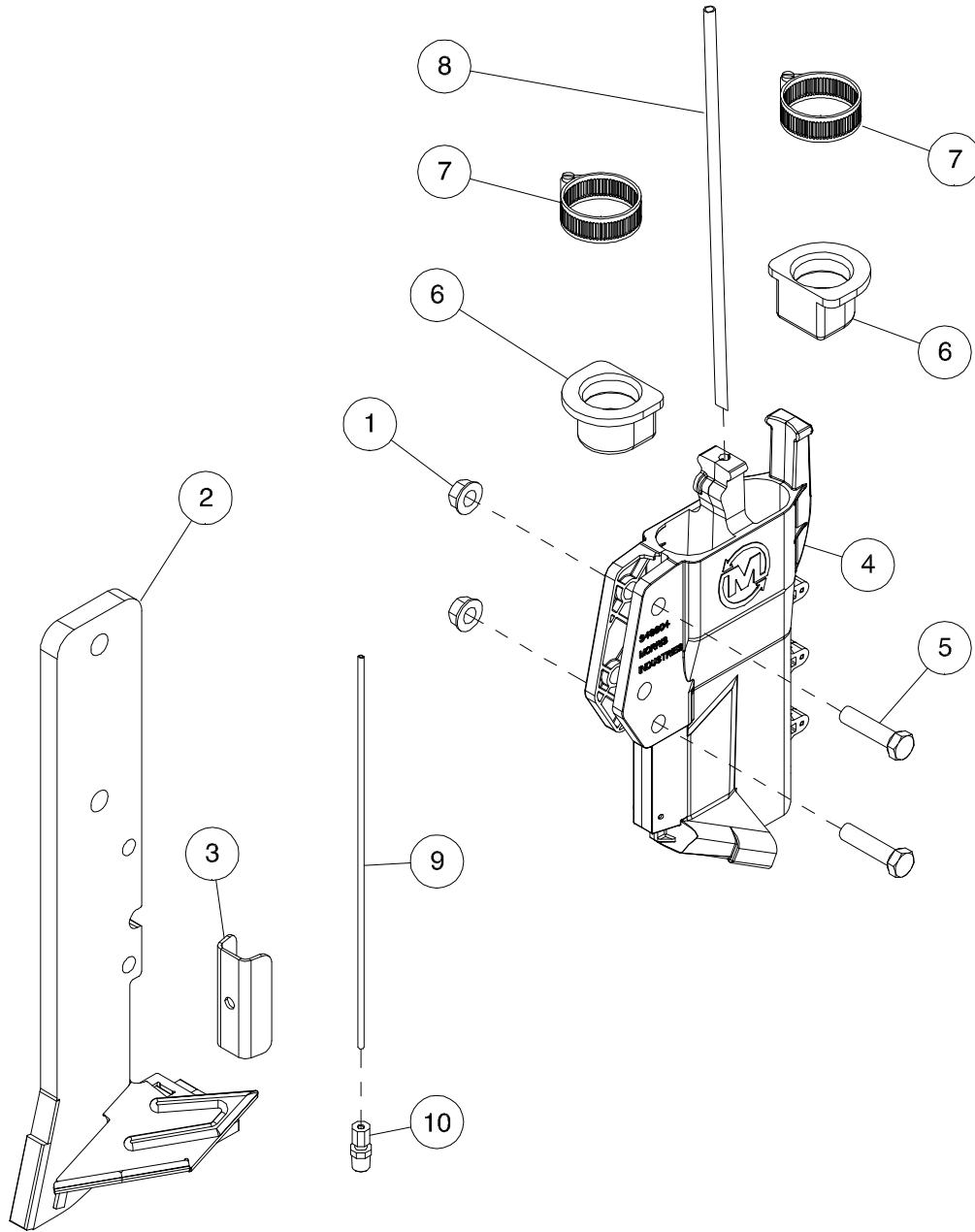
Item	Part No.	Description	Qty
1	D-5243	Roll Pin.....	1
2	D-5261	Carriage Bolt - 3/8 x 1 1/2 Lg	4
3	N11470	Hose Clamp	2
4	S27987	Flange Lock Nut - 3/8.....	4
5	S42962	Cast Wear Tail.....	1
5A	S47980	Carbide Wear Tail.....	1
6	S44976	Side Band Boot - Cast - Right.....	1
7	S45715	Seed Shovel - Side Band Boot - Right.....	1
7A	S51188	Seed Shovel - Hardsurfaced with carbide - Side Band Boot - Right	
8	S47076	Grommet - For .929 ID x 1.169 OD Secondary Hose.....	2
	N46130	Double Shoot Side Band BTS Kit - Right - Includes items 1, 2, 3, 6 & 7	
	S51193	Double Shoot Side Band BTS Kit - Right - Includes items 1, 2, 3, 4, 5A, 6, 7A & S51189	

IP Seed Boot Injected Polymer Pair Row Kit



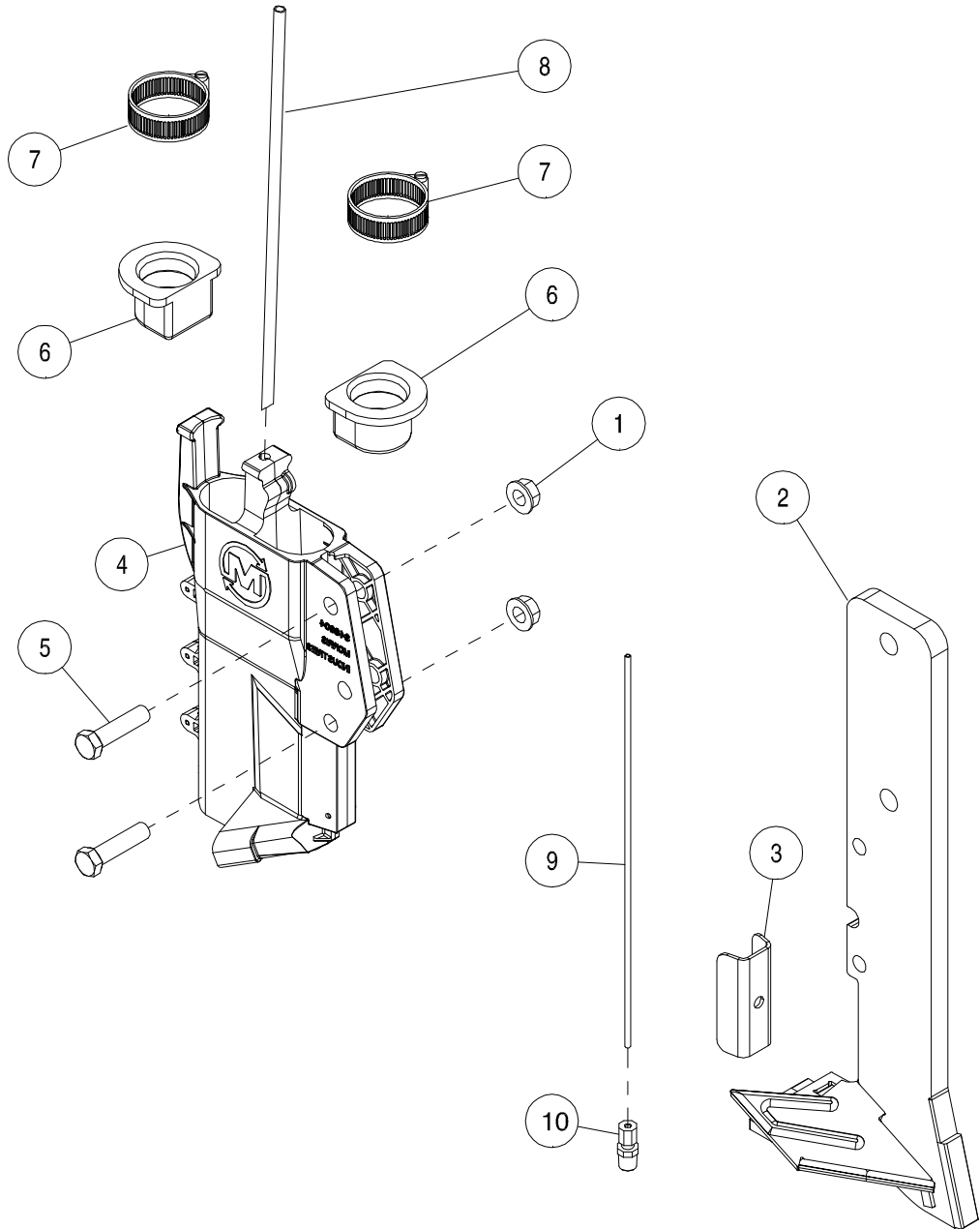
Item	Part No.	Description	Qty
1	S27987	Lock Nut - 3/8 Flange W/Center Lock	2
2	S73196	Paired Row Shank - (Replaces S55645).....	1
3	S65074	Wear Guard - Claded - (Replaces S56459)	1
4	S56485	IP (Injected Polymer) Paired Row Seed Boot.....	1
5	W-477	Hex Bolt - 3/8 x 1 1/2 Lg.....	2
6	S47076	Secondary Hose Grommet	2
7	N11470	Hose Clamp	2
8		Liquid Tube - 1/4 OD - See Liquid Kit Supplier for Tube.....	1
9		Injector Tube - 1/8 OD - See NH3 Kit Supplier for Tube	1
10	S48814	Compression Fitting - 1/8 x 1/8	1
	S73197	IP Paired Row Boot Kit (Contains Items 1, 2, 3, 4 & 5) - (Replaces S56555)	1

IP Seed Boot Injected Polymer Left Side Band Kit



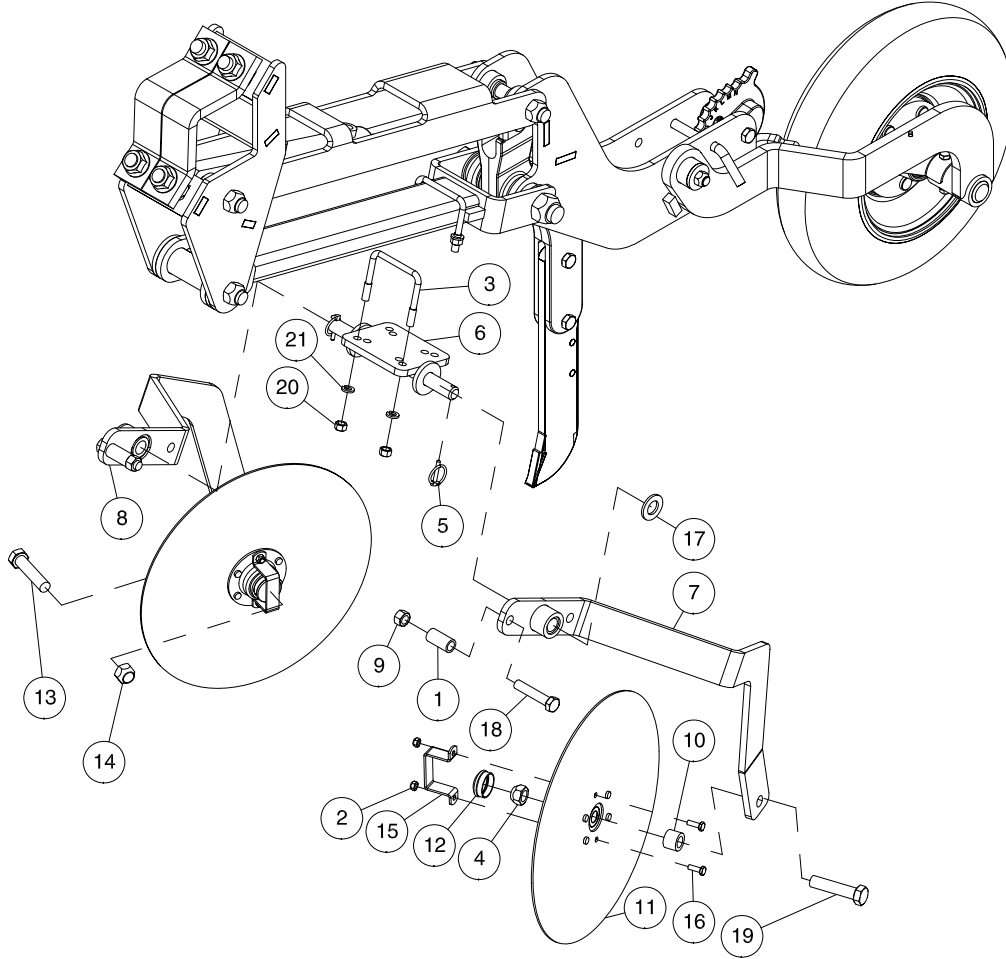
Item	Part No.	Description	Qty
1	S27987	Lock Nut - 3/8 Flange W/Center Lock	2
2	S56553	Sideband Shank - Left.....	1
3	S65074	Wear Guard - Claded - (Replaces S56459)	1
4	S56482	IP (Injected Polymer) Left Sideband Seed Boot.....	1
5	W-477	Hex Bolt - 3/8 x 1 1/2 Lg.....	2
6	S47076	Secondary Hose Grommet	2
7		Liquid Tube - 1/4 OD - See Liquid Kit Supplier for Tube.....	1
8		Injector Tube - 1/8 OD - See NH3 Kit Supplier for Tube	1
9	S48814	Compression Fitting - 1/8 x 1/8	1
	S56556	IP Left Sideband Boot Kit (Contains Items 1, 2, 3, 4 & 5)	1

IP Seed Boot Injected Polymer Right Side Band Kit



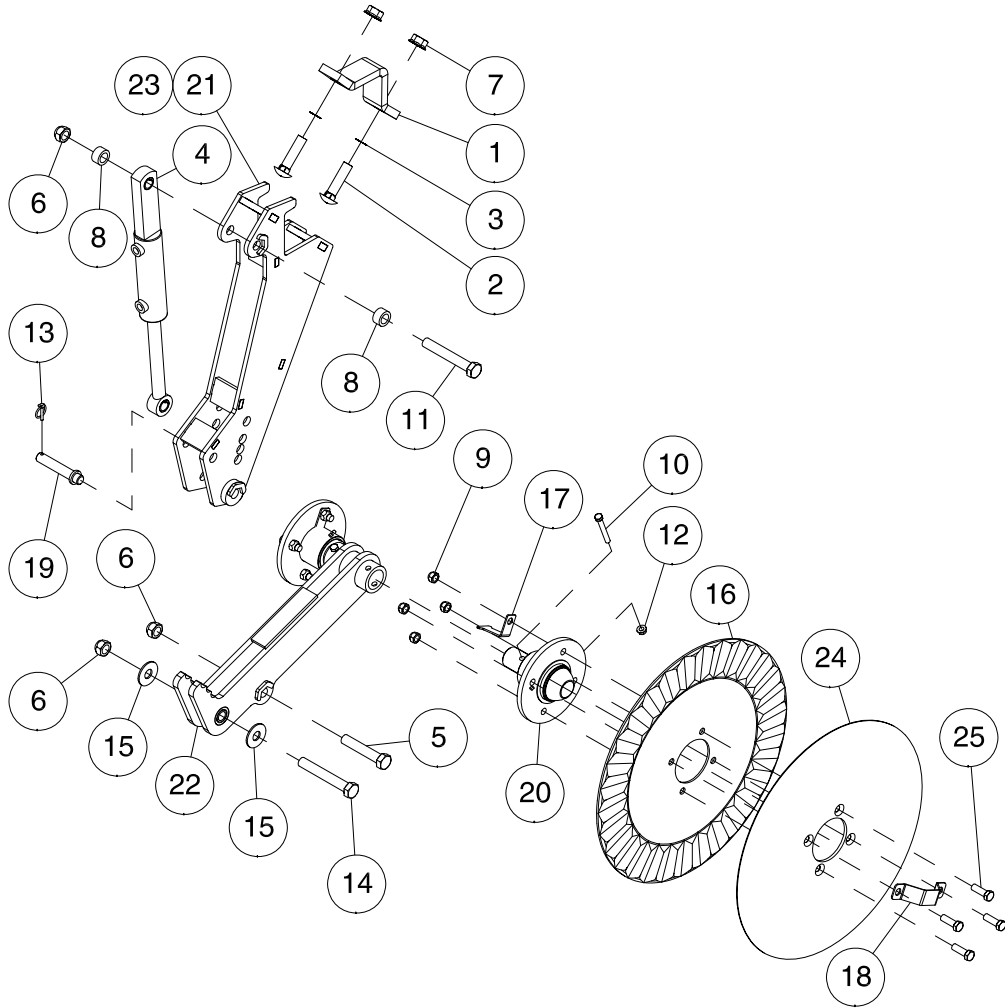
Item	Part No.	Description	Qty
1	S27987	Lock Nut - 3/8 Flange W/Center Lock	2
2	S56554	Sideband Shank - Right.....	1
3	S65074	Wear Guard - Claded - (Replaces S56459)	1
4	S56483	IP (Injected Polymer) Right Sideband Seed Boot	1
5	W-477	Hex Bolt - 3/8 x 1 1/2 Lg.....	2
6	S47076	Secondary Hose Grommet	2
7		Liquid Tube - 1/4 OD - See Liquid Kit Supplier for Tube.....	1
8		Injector Tube - 1/8 OD - See NH3 Kit Supplier for Tube	1
9	S48814	Compression Fitting - 1/8 x 1/8	1
	S56557	IP Right Sideband Boot Kit (Contains Items 1, 2, 3, 4 & 5).....	1

Soil Levelers



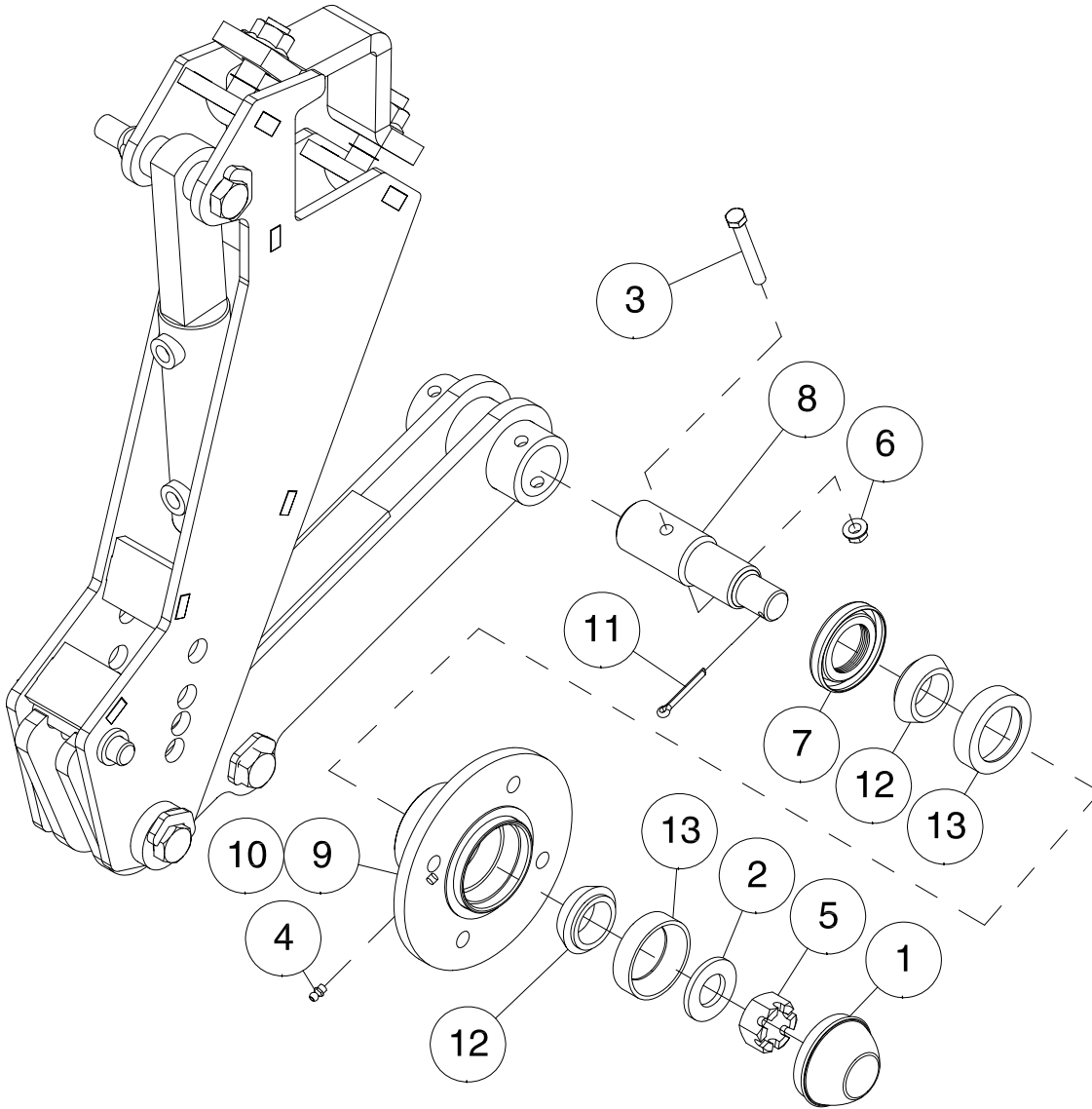
Item	Part No.	Description	Qty
1	A28898	Stop Pipe - 3/4 OD x .532 ID	2
2	N15757	Locknut - 1/4 Unitorque.....	4
3	N27709	Ubolt - 3/8 x 3 x 2 3/4 Lg.....	2
4	S-1197	Locknut - 5/8 Unitorque.....	1
5	S42294	Lynch Pin - 3/16 Dia x 1/14 Lg	2
6	S44440	Mounting Bracket	1
7	S44444	Soil Leveller Arm Left	1
8	S44445	Soil Leveller Arm Right.....	1
9	S47110	Hex Nut - 1/2 Center Lock.....	2
10	S47395	Spacer Bushing - 1 OD x .627 ID.....	2
11	S47687	14" Closing Disc Assy - Includes Dust Cap Item# 12.....	2
12	S47692	Dust Cap	2
13	S47693	Hex Bolt Lht - 5/8 x 2 3/4 Lg.....	1
14	S47694	Locknut Lht - 5/8 Unitorque.....	1
15	S47695	Dust Cap Retainer.....	2
16	W-469	Hex Head - 1/4 x 3/4 Lg	4
17	W-476	Flat Washer - 3/4.....	2
18	W-490	Hex Bolt - 1/2 x 2 1/2 Lg.....	3
19	W-502	Hex Bolt - 5/8 x 2 3/4 Lg.....	1
20	W-514	Hex Nut - 3/8.....	4
21	W-523	Lockwasher - 3/8.....	4
	S46334	Soil Leveler Kit Contour (Contains All Items)	

Trash Coulter



Item	Part No.	Description	Qty
1	C26506	Clamp Strap	1
2	C33957	Carriage Bolt - 3/4 x 3 Lg	2
3	C33958	Retaining Ring	2
4	C42912	Hyd Cylinder - 1 3/4 Bore - 3 1/4 Stroke	1
5	D-5256	Hex Bolt - 3/4 x 4 Lg.....	1
6	D-5273	Unitorque Locknut - 3/4	3
7	D12942	Serrated Flange Lock Nut - 3/4	2
8	D12961	Spacer - 1 1/4 OD x 0.813 ID.....	2
9	F-3405	Unitorque Locknut - 1/2	8
10	H-1790	Hex Bolt - 3/8 x 2 3/4 Lg.....	2
11	S-1191	Hex Bolt - 3/4 x 5 Lg.....	1
12	S27987	Flange Lock Nut Center Lock - 3/8	2
13	S42294	Lynch Pin - 3/16 Dia x 1/14 Lg	1
14	S42949	Hex Bolt - 3/4 x 5 1/8 Lg.....	1
15	S47384	Wear Washer - 1/8	2
16	S47999	Ripple Coulter Disc Option - 20" Dia	2
17	S48163	Twine Guard	2
18	S48164	Dust Cap Retainer.....	2
19	S48195	Depth Stop Pin.....	1
20	S48198	Spindle Hub Assembly	2
21	S48810	Coulter Arm	1
22	S48815	Coulter Pivot Arm	1
23	S48825	Trash Coulter - (Includes Items# 1, 2, 3, 4, 5, 6, 7, 8, 11, 13, 14, 15, 19, 21, 22)	1
24	S48851	Coulter Disc Option - 20" Dia.....	2
25	W-486	Hex Bolt - 1/2 x 1 1/2 Lg.....	8

Trash Coulter 4-Bolt Hub



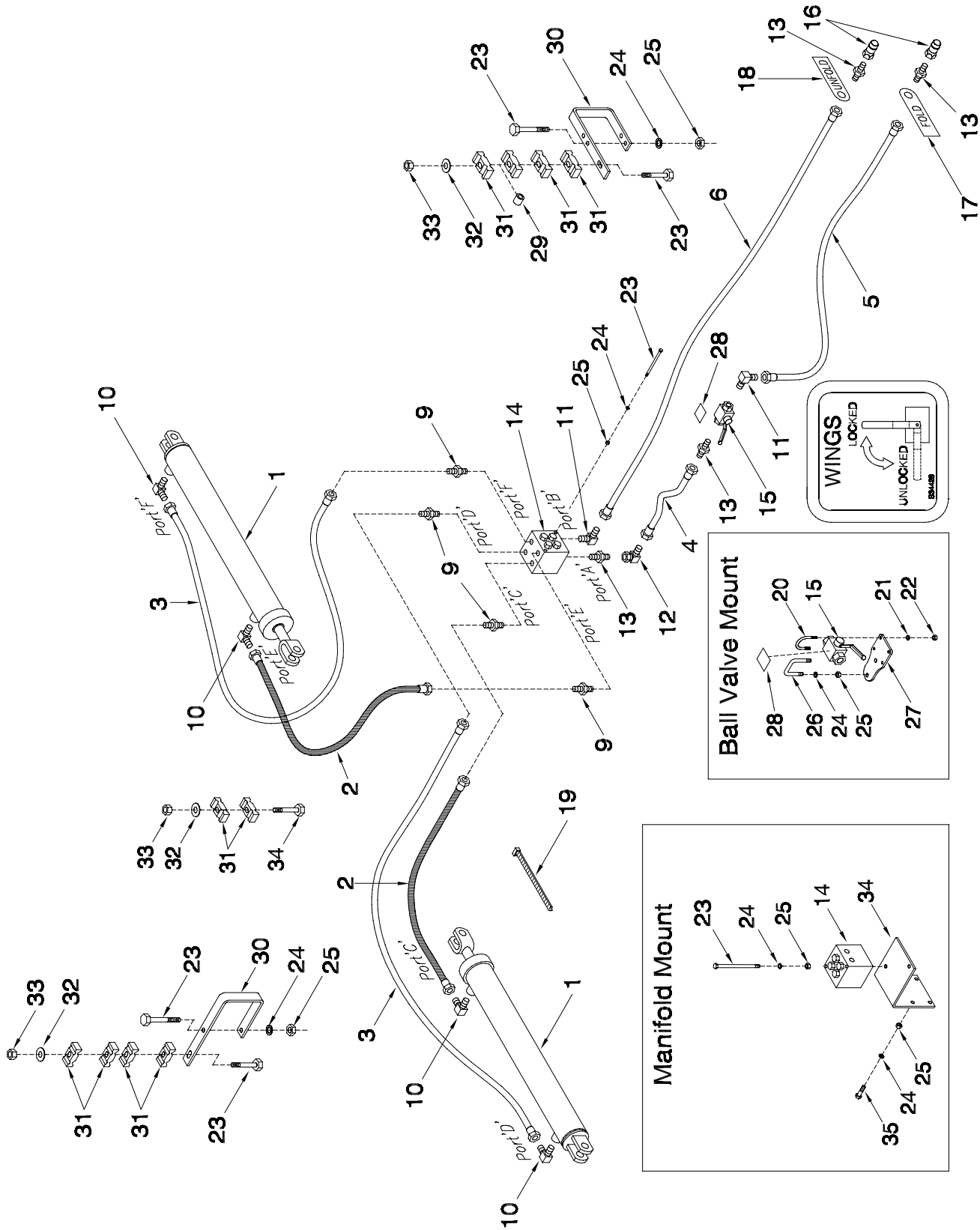
Item	Part No.	Description	Qty
1	C-1522	Dust Cap	1
2	C-3258	Flatwasher - 1 Dia.....	1
3	H-1790	Hex Bolt - 3/8 x 2 3/4 Lg.....	1
4	S-752	Grease Fitting - 1/4 Str.	1
5	S-1311	Hex Slotted Nut - 1-14	1
6	S27987	Flange Lock Nut W/Center Lock - 3/8	1
7	S34533	Triple Lip Seal - 1 5/8.....	1
8	S48161	Spindle - 10" Spc	1
9	S48197	Trash Coulter Hub.....	1
10	S48198	Spindle/Hub Assembly - Contains Items (1, 2, 4, 5, 7, 8, 9, 11, 12 & 13).....	1
11	W-1416	Cotter Pin - 3/16 x 2 Lg	1
12	W-1474	Outer Wheel Bearing - Lm48548	2
13	W-1537	Outer Bearing Cup - Lm48510	2

Section 4: Hydraulics

Section Contents

Wing Lift Hydraulics - 25 & 31 Ft Model - Prior to 2011	4-3
Wing Lift Hydraulics - 25 & 31 Ft Model - 2011 to present.....	4-5
Wing Lift Hydraulics - 41 Ft and 47 Ft Models - Prior to 2011.....	4-7
Wing Lift Hydraulics - 41 Ft and 47 Ft Models - 2011 to present	4-9
Wing Lift Hydraulics - 61 Ft and 71 Ft Models - Prior to 2011.....	4-11
Wing Lift Hydraulics - 51 Ft, 61 Ft and 71 Ft Models	4-13
Wing Lift Hydraulics - 80 Ft and 86 Ft Models.....	4-15
Wing Valve - 80 Ft and 86 Ft Models	4-16
25 & 31 Ft Accumulator and Hitch Hydraulics - Prior to 2011	4-18
25 & 31 Ft Accumulator and Hitch Hydraulics - 2011 to present.....	4-20
41 Ft to 71 Ft Accumulator Hydraulics - Prior to 2011	4-22
41Ft to 86 Ft Accumulator Hydraulics - 2011 to present	4-24
Opener Hydraulics - 10 inch Spacing - 25 & 31 Ft - Prior to 2011	4-27
Opener Hydraulics - 10 inch Spacing - 25 & 31 Ft - 2011 to present.....	4-29
Opener Hydraulics - 10 inch Spacing - 41 Ft to 71 Ft - Prior to 2011.....	4-31
Opener Hydraulics - 10 inch Spacing - 41 Ft to 71 Ft - 2011 to present	4-33
Opener Hydraulics - 12 inch Spacing - 25 & 31 Ft - Prior to 2011	4-35
Opener Hydraulics - 12 inch Spacing - 25 & 31 Ft - 2011 to present.....	4-37
Opener Hydraulics - 12 inch Spacing - 41 Ft to 71 Ft - Prior to 2011	4-39
Opener Hydraulics - 12 inch Spacing - 41 Ft to 71 Ft - 2011 to present	4-41
Opener Hydraulics - 12 inch Spacing - 80 Ft and 86 Ft	4-43
Tow Between Air Cart - 7000 Series.....	4-44
Tow Between Air Cart - 8XL Series	4-45
Bleed-Off Kit.....	4-46
Digital Gauge	4-47

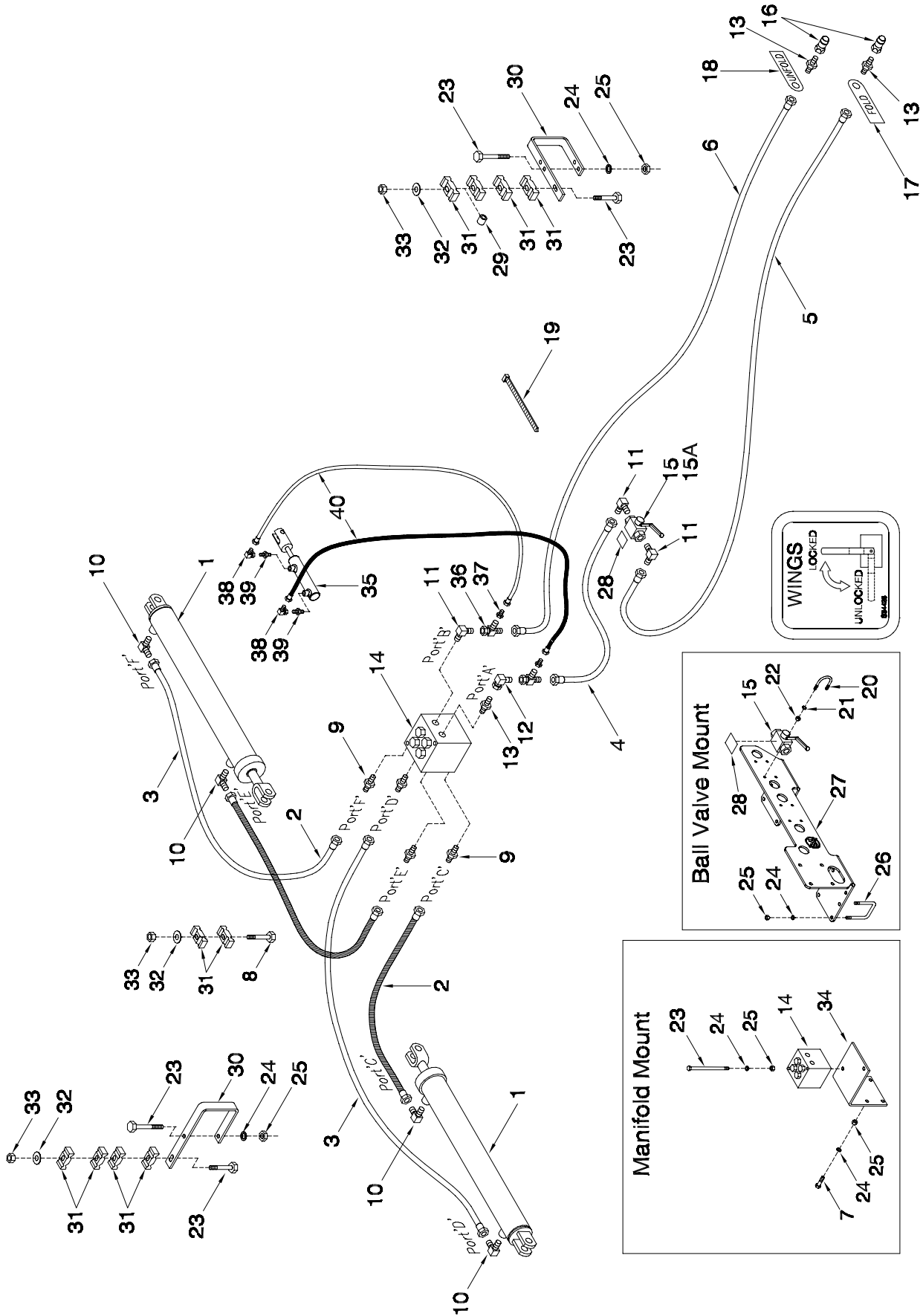
Wing Lift Hydraulics 25 & 31 Ft Model - Prior to 2011



Wing Lift Hydraulics - 25 & 31 Ft Model - Prior to 2011

Item	Part No.	Description	Qty
1	C34442	Cylinder - 4 1/2 x 30.....	2
2	S22406	Hyd. Hose - 1/4 x 72 - 9/16-18 FJIC x 9/16-18 FJIC Ends	2
3	H18267	Hyd. Hose - 1/4 x 96 - 9/16-18 FJIC x 9/16-18 FJIC Ends	2
4	C26343	Hyd. Hose - 1/2 x 162 - 7/8-14 FJIC	1
5	C26337	Hyd. Hose - 1/2 x 276 - 7/8-14 FJIC Ends	1
6	C29565	Hyd. Hose - 1/2 x 360 - 7/8-14 FJIC Ends.....	1
7	*****		
8	*****		
9	C15348	Male Connector - 3/4-16 ORB x 9/16-18 JIC.....	4
10	N16143	Elbow 90 deg - 9/16-18 JIC x 9/16-18 ORB	4
11	C24585	Elbow 90 deg - 7/8-14 MJIC x 3/4-16 ORB.....	2
12	K-5806	Elbow 90 deg - 7/8-14 FJIC x 7/8-14 MJIC.....	1
13	C14840	Reducer - 3/4-16 MORB x 7/8-14 MJIC	4
14	C26876	Manifold - Pressure Compensated Flow Control	1
15	N42880	Valve - 2 Way Ball.....	1
15A	N42881	Handle - Valve	1
16	N34443	Male Tip - 3/4-16 ORB.....	2
17	C29960	Tag - Hose ID - Wing Lift - FOLD.....	1
18	C29961	Tag - Hose ID - Wing Lift - UNFOLD	1
19	S13336	Nylon Tie Strap - 1/2 x 28 1/4.....	12
19A	D-4838	Nylon Tie Strap - 1/2 x 14 1/2.....	8
19B	D-4951	Nylon Tie Strap - 1/2 x 7 3/8.....	70
20	N34319	U-Bolt - 1/4 x 1 1/2 x 1 3/4 Lg	2
21	W-521	Lockwasher - 1/4.....	4
22	W-512	Hex Nut - 1/4.....	4
23	C-3918	Hex Bolt - 3/8 x 5 Lg.....	8
24	W-523	Lockwasher - 3/8.....	14
25	W-514	Hex Nut - 3/8.....	14
26	D12714	U-Bolt - 3/8 x 2 x 2 3/4 Lg	1
27	S39546	Mounting Bracket - Valve.....	1
28	S34428	Decal - Wings Lock	1
29	N16257	Bushing - Spacer	2
30	C14411	Oil Line Bracket.....	4
31	C-4698	Oil Line Clamp	16
32	W-538	Flatwasher - 3/8	4
33	M-3388	Locknut - 3/8	4
34	S39565	Mounting Bracket - Valve.....	1
35	W-187	Hex Bolt - 3/8 x 1 1/4 Lg	4

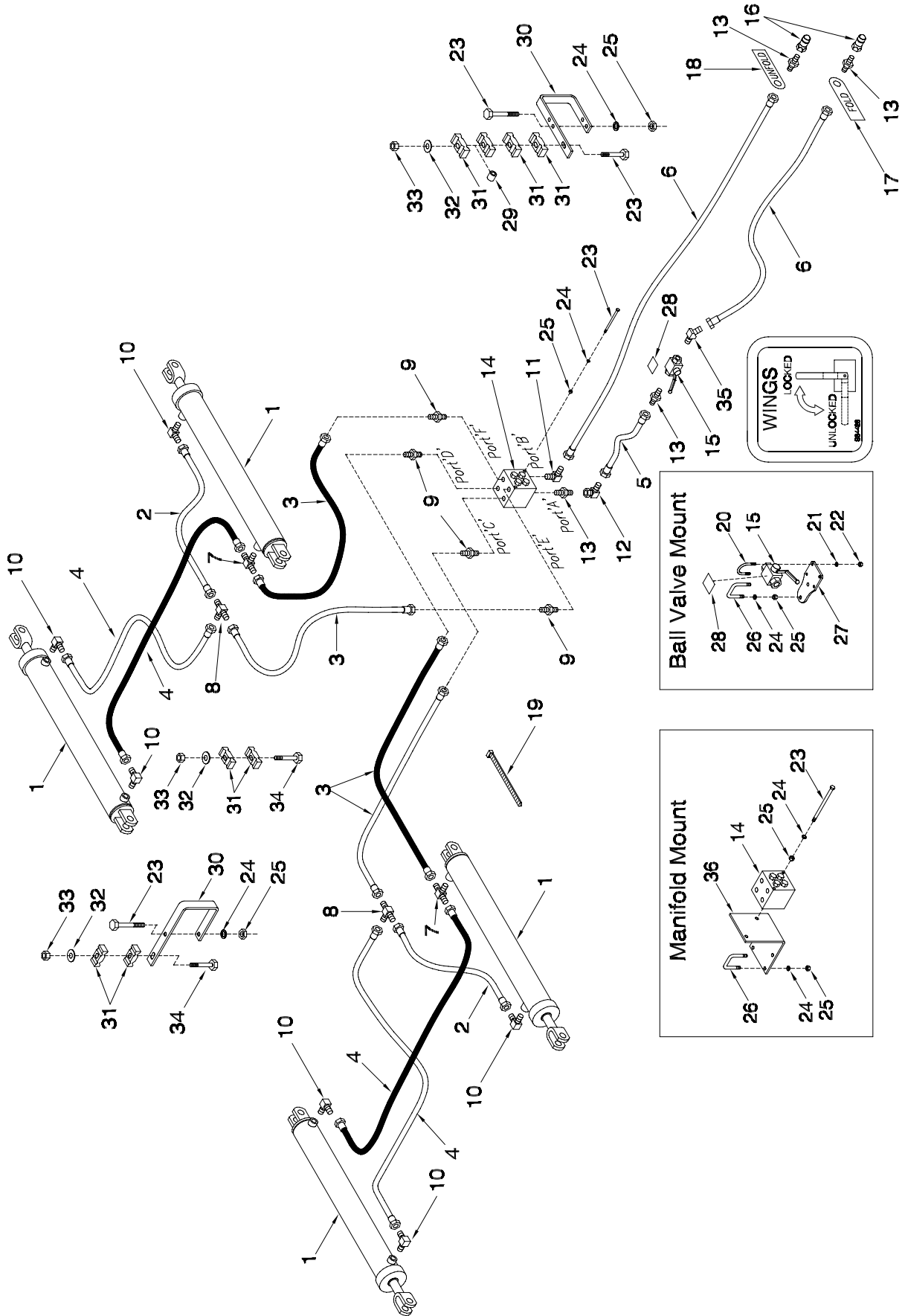
Wing Lift Hydraulics 25 & 31 Ft Model - 2011 to present



Wing Lift Hydraulics - 25 & 31 Ft Model - 2011 to present

Item	Part No.	Description	Qty
1	C34442	Cylinder - 4 1/2 x 30.....	2
2	S22406	Hyd. Hose - 1/4 x 72 - 9/16-18 FJIC x 9/16-18 FJIC Ends	2
3	H18267	Hyd. Hose - 1/4 x 96 - 9/16-18 FJIC x 9/16-18 FJIC Ends	2
4	C26343	Hyd. Hose - 1/2 x 162 - 7/8-14 FJIC	1
5	C26337	Hyd. Hose - 1/2 x 276 - 7/8-14 FJIC Ends	1
6	C29565	Hyd. Hose - 1/2 x 360 - 7/8-14 FJIC Ends.....	1
7	W-187	Hex Bolt - 3/8 x 1 1/4 Lg	4
8	W-480	Hex Bolt - 3/8 x 2 1/2 Lg	4
9	C15348	Male Connector - 3/4-16 ORB x 9/16-18 JIC.....	4
10	N16143	Elbow 90 deg - 9/16-18 JIC x 9/16-18 ORB	4
11	C24585	Elbow 90 deg - 7/8-14 MJIC x 3/4-16 ORB.....	3
12	K-5806	Elbow 90 deg - 7/8-14 FJIC x 7/8-14 MJIC.....	1
13	C14840	Reducer - 3/4-16 MORB x 7/8-14 MJIC	3
14	C26876	Manifold - Pressure Compensated Flow Control	1
15	N42880	Valve - 2 Way Ball.....	1
15A	N42881	Handle - Valve	1
16	N34443	Male Tip - 3/4-16 ORB.....	2
17	C29960	Tag - Hose ID - Wing Lift - FOLD.....	1
18	C29961	Tag - Hose ID - Wing Lift - UNFOLD	1
19	S13336	Nylon Tie Strap - 1/2 x 28 1/4.....	12
19A	D-4838	Nylon Tie Strap - 1/2 x 14 1/2.....	8
19B	D-4951	Nylon Tie Strap - 1/2 x 7 3/8.....	70
20	N34319	U-Bolt - 1/4 x 1 1/2 x 1 3/4 Lg	2
21	W-521	Lockwasher - 1/4.....	4
22	W-512	Hex Nut - 1/4.....	4
23	C-3918	Hex Bolt - 3/8 x 5 Lg.....	8
24	W-523	Lockwasher - 3/8.....	14
25	W-514	Hex Nut - 3/8	14
26	D12714	U-Bolt - 3/8 x 2 x 2 3/4 Lg	4
27	S47642	Multi-Valve Mounting Plate.....	1
28	S34428	Decal - Wings Lock	1
29	N16257	Bushing - Spacer	2
30	C14411	Oil Line Bracket.....	4
31	C-4698	Oil Line Clamp	16
32	W-538	Flatwasher - 3/8	4
33	M-3388	Locknut - 3/8	4
34	S39565	Mounting Bracket - Valve.....	1
35	N47712	Cylinder - 1 x 3 3/8 - Wing Lock	1
36	H18746	Tee - Swivel - (2) 7/8-14 MJIC x (1) 7/8-14 FJIC	2
37	F10384	Connector - 9/16-18 MJIC x 7/8-14 FJIC	2
38	S29967	90 Elbow - Swivel - 9/16-18 FJIC x 9/16-18 MJIC.....	2
39	S34115	Connector - 9/16-18 JIC x 7/16-20 MORB	2
40	S42969	Hyd Hose - 3/8 x 36 Lg w/ #6 9/16-18 FJIC.....	2

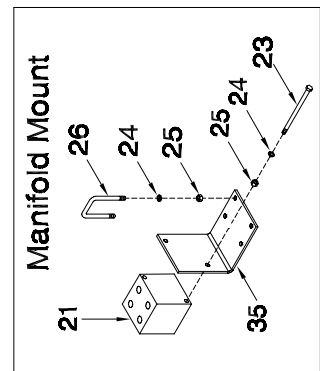
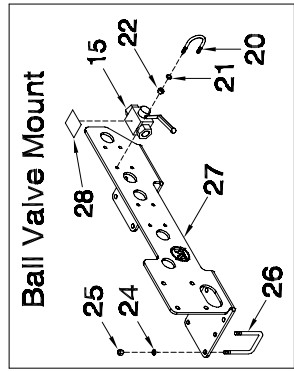
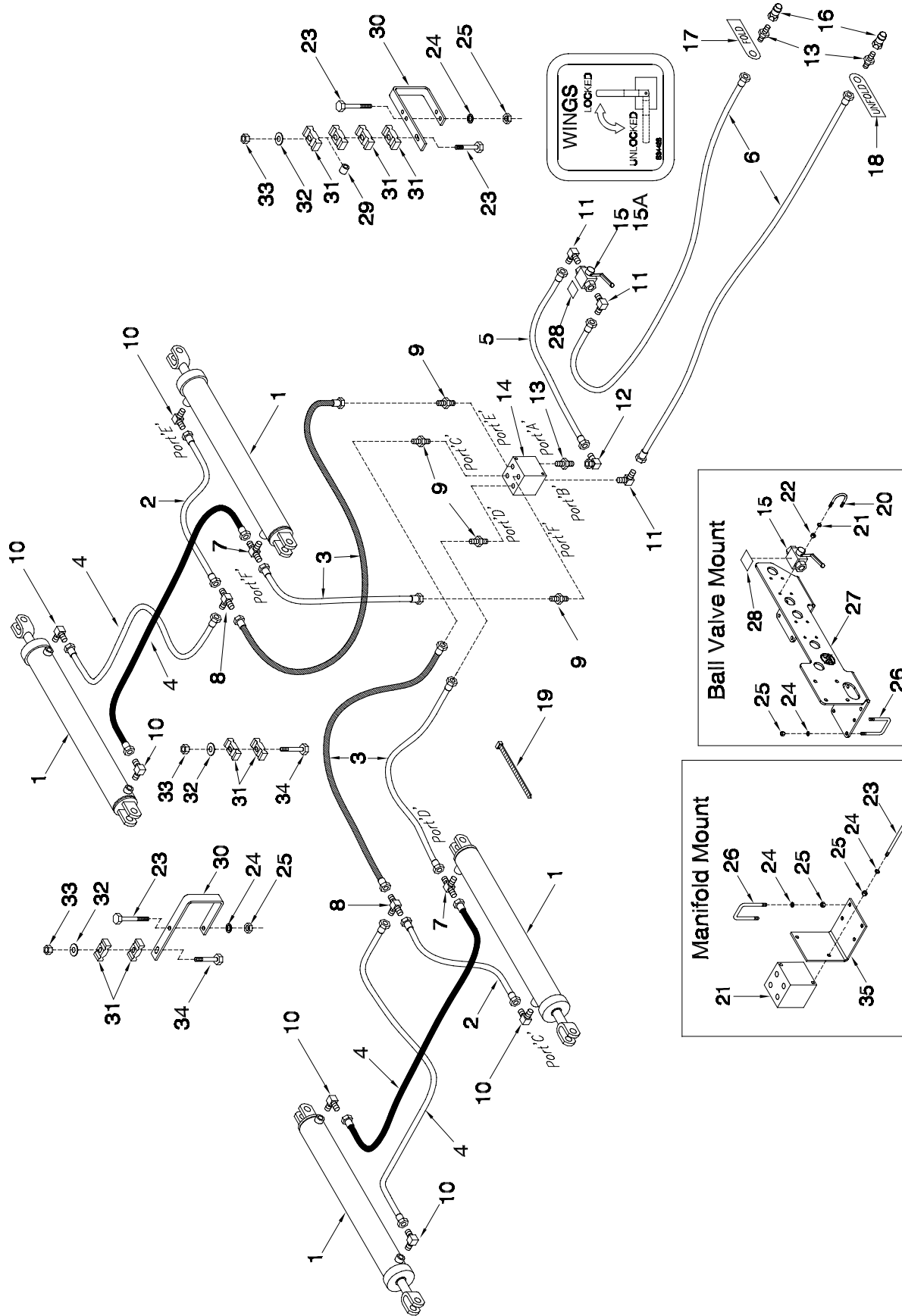
Wing Lift Hydraulics 41 Ft and 47 Ft Models - Prior to 2011



Wing Lift Hydraulics - 41 Ft and 47 Ft Models - Prior to 2011

Item	Part No.	Description	Qty
1	C34442	Cylinder - 4 1/2 x 30.....	4
2	C26438	Hyd. Hose - 1/4 x 30 - 9/16-18 FJIC x 9/16-18 FJIC Ends	2
3	S22406	Hyd. Hose - 1/4 x 72 - 9/16-18 FJIC x 9/16-18 FJIC Ends	4
4	S39503	Hyd. Hose - 1/4 x 132 - 9/16-18 FJIC x 9/16-18 FJIC Ends.....	4
5	C-4468	Hyd. Hose - 1/2 x 24 - 7/8-14 FJIC Ends.....	1
6	C26337	Hyd. Hose - 1/2 x 276 - 7/8-14 FJIC Ends.....	2
7	N31908	Tee - (2) 9/16-18 MJIC x (1) 9/16-18 MORB.....	2
8	C-4393	Tee - (3) 9/16-18 MJIC.....	2
9	C15348	Male Connector - 3/4-16 ORB x 9/16-18 JIC.....	4
10	N16143	Elbow 90 deg - 9/16-18 JIC x 9/16-18 ORB	6
11	C24585	Elbow 90 deg - 7/8-14 MJIC x 3/4-16 ORB.....	1
12	K-5806	Elbow 90 deg - 7/8-14 FJIC x 7/8-14 MJIC.....	1
13	C14840	Reducer - 3/4-16 MORB x 7/8-14 MJIC	4
14	C26876	Manifold - Pressure Compensated Flow Control.....	1
15	N42880	Valve - 2 Way Ball.....	1
15A	N42881	Handle - Valve.....	1
16	N34443	Male Tip - 3/4-16 ORB.....	2
17	C29960	Tag - Hose ID - Wing Lift - FOLD.....	1
18	C29961	Tag - Hose ID - Wing Lift - UNFOLD	1
19	S13336	Nylon Tie Strap - 1/2 x 28 1/4.....	12
19A	D-4838	Nylon Tie Strap - 1/2 x 14 1/2.....	8
19B	D-4951	Nylon Tie Strap - 1/2 x 7 3/8.....	70
20	N34319	U-Bolt - 1/4 x 1 1/2 x 1 3/4 Lg	2
21	W-521	Lockwasher - 1/4.....	4
22	W-512	Hex Nut - 1/4.....	4
23	C-3918	Hex Bolt - 3/8 x 5 Lg.....	12
24	W-523	Lockwasher - 3/8.....	18
25	W-514	Hex Nut - 3/8.....	18
26	D12714	U-Bolt - 3/8 x 2 x 2 3/4 Lg	3
27	S39546	Mounting Bracket - Valve.....	1
28	S34428	Decal - Wings Lock	1
29	N16257	Bushing - Spacer	3
30	C14411	Oil Line Bracket.....	7
31	C-4698	Oil Line Clamp	28
32	W-538	Flatwasher - 3/8.....	15
33	M-3388	Locknut - 3/8	15
34	W-480	Hex Bolt - 3/8 x 2 1/2.....	8
35	C26333	45 Elbow - 7/8-14 MJIC x 3/4-16 MORB	1
36	S39565	Mounting Bracket - Valve.....	1

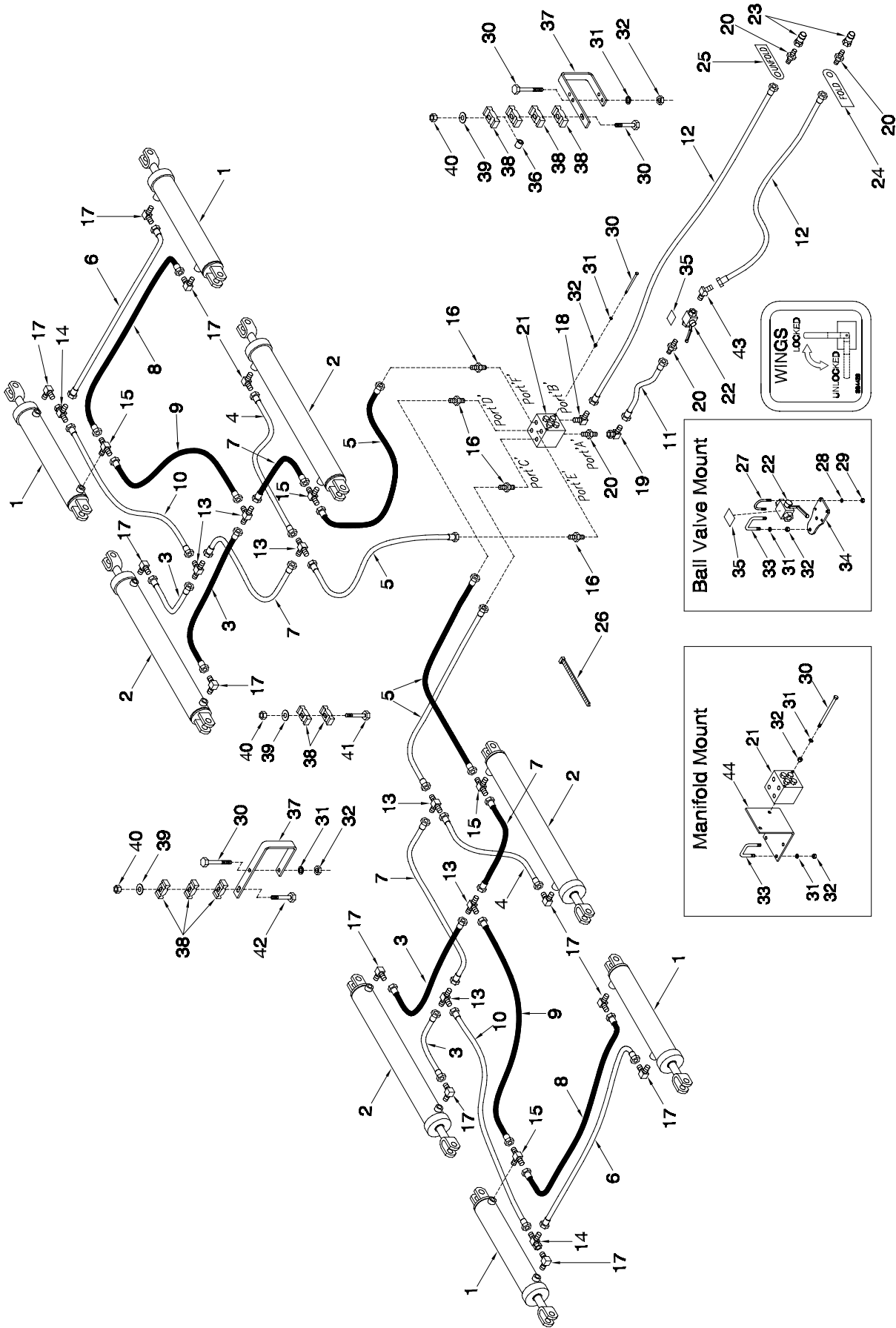
Wing Lift Hydraulics 41 Ft and 47 Ft Models - 2011 to present



Wing Lift Hydraulics - 41 Ft and 47 Ft Models - 2011 to present

Item	Part No.	Description	Qty
1	C34442	Cylinder - 4 1/2 x 30.....	4
2	C26438	Hyd. Hose - 1/4 x 30 - 9/16-18 FJIC x 9/16-18 FJIC Ends	2
3	S22406	Hyd. Hose - 1/4 x 72 - 9/16-18 FJIC x 9/16-18 FJIC Ends	4
4	S39503	Hyd. Hose - 1/4 x 132 - 9/16-18 FJIC x 9/16-18 FJIC Ends.....	4
5	F-4565	Hyd. Hose - 1/2 x 60 - 7/8-14 FJIC Ends.....	1
6	C26337	Hyd. Hose - 1/2 x 276 - 7/8-14 FJIC Ends.....	2
7	N31908	Tee - (2) 9/16-18 MJIC x (1) 9/16-18 MORB.....	2
8	C-4393	Tee - (3) 9/16-18 MJIC.....	2
9	C15348	Male Connector - 3/4-16 ORB x 9/16-18 JIC.....	4
10	N16143	Elbow 90 deg - 9/16-18 JIC x 9/16-18 ORB	6
11	C24585	Elbow 90 deg - 7/8-14 MJIC x 3/4-16 ORB.....	3
12	K-5806	Elbow 90 deg - 7/8-14 FJIC x 7/8-14 MJIC.....	1
13	C14840	Reducer - 3/4-16 MORB x 7/8-14 MJIC	3
14	C26876	Manifold - Pressure Compensated Flow Control.....	1
15	N42880	Valve - 2 Way Ball.....	1
15A	N42881	Handle - Valve.....	1
16	N34443	Male Tip - 3/4-16 ORB.....	2
17	C29960	Tag - Hose ID - Wing Lift - FOLD.....	1
18	C29961	Tag - Hose ID - Wing Lift - UNFOLD	1
19	S13336	Nylon Tie Strap - 1/2 x 28 1/4.....	12
19A	D-4838	Nylon Tie Strap - 1/2 x 14 1/2.....	8
19B	D-4951	Nylon Tie Strap - 1/2 x 7 3/8.....	70
20	N34319	U-Bolt - 1/4 x 1 1/2 x 1 3/4 Lg	2
21	W-521	Lockwasher - 1/4.....	4
22	W-512	Hex Nut - 1/4.....	4
23	C-3918	Hex Bolt - 3/8 x 5 Lg.....	12
24	W-523	Lockwasher - 3/8.....	18
25	W-514	Hex Nut - 3/8.....	18
26	D12714	U-Bolt - 3/8 x 2 x 2 3/4 Lg	6
27	S47642	Multi-Valve Mounting Plate.....	1
28	S34428	Decal - Wings Lock	1
29	N16257	Bushing - Spacer	3
30	C14411	Oil Line Bracket.....	7
31	C-4698	Oil Line Clamp	28
32	W-538	Flatwasher - 3/8.....	15
33	M-3388	Locknut - 3/8	15
34	W-480	Hex Bolt - 3/8 x 2 1/2.....	8
35	S39565	Mounting Bracket - Valve.....	1

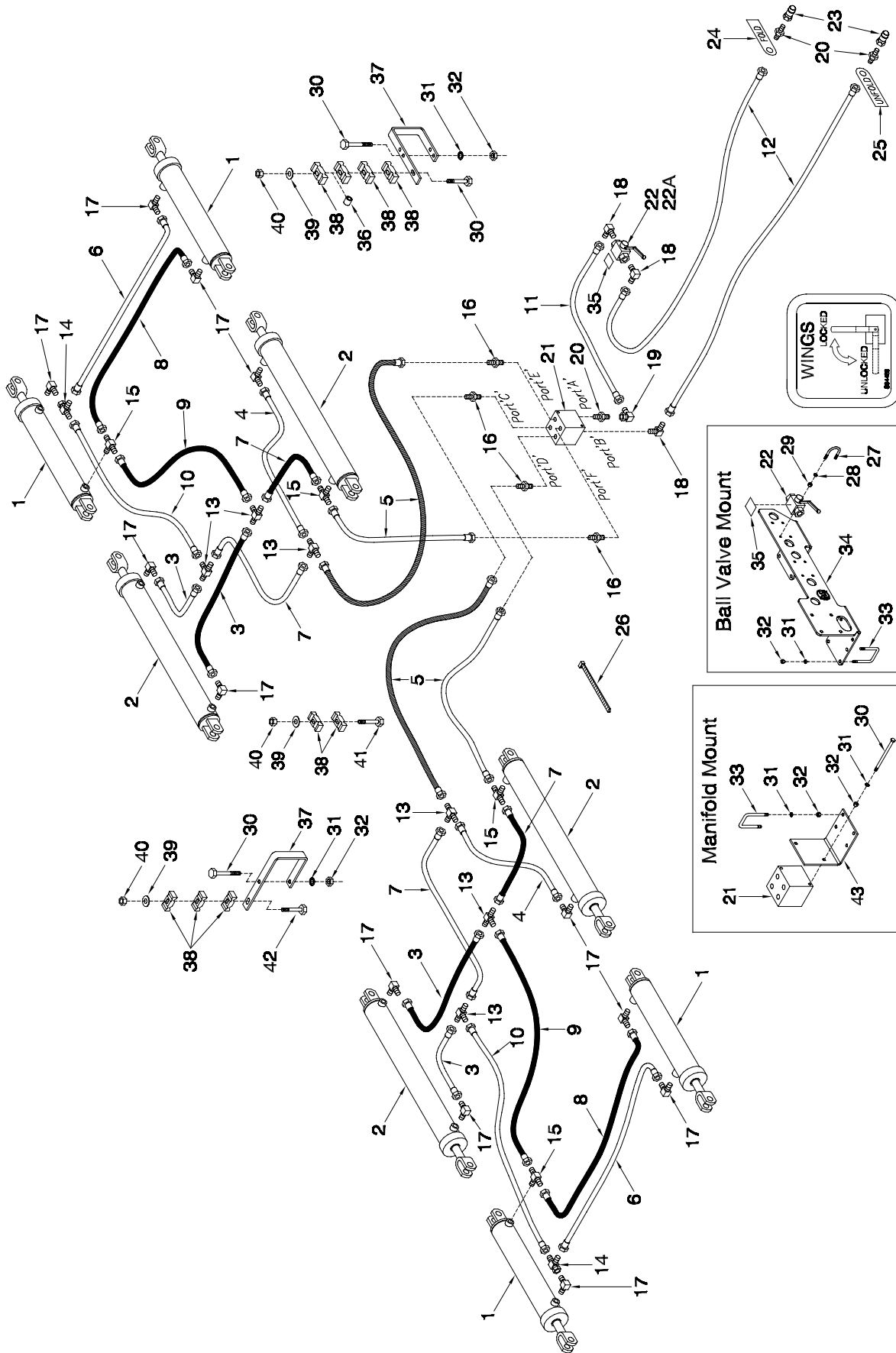
Wing Lift Hydraulics 61 Ft and 71 Ft Models - Prior to 2011



Wing Lift Hydraulics - 61 Ft and 71 Ft Models - Prior to 2011

Item	Part No.	Description	Qty
1	C34442	Cylinder - 4 1/2 x 30.....	4
2	C39030	Cylinder - 4 1/2 x 36 - 61 ft.....	4
	C39490	Cylinder - 5 x 36 - 71 ft.....	4
3	C-4552	Hyd. Hose - 1/4 x 24 - 9/16-18 FJIC x 9/16-18 FJIC Ends	4
4	C14835	Hyd. Hose - 1/4 x 36 - 9/16-18 FJIC x 9/16-18 FJIC Ends	2
5	C16652	Hyd. Hose - 1/4 x 60 - 9/16-18 FJIC x 9/16-18 FJIC Ends	4
6	H18267	Hyd. Hose - 1/4 x 96 - 9/16-18 FJIC x 9/16-18 FJIC Ends	2
7	W21962	Hyd. Hose - 1/4 x 108 - 9/16-18 FJIC x 9/16-18 FJIC Ends.....	4
8	S39503	Hyd. Hose - 1/4 x 132 - 9/16-18 FJIC x 9/16-18 FJIC Ends.....	2
9	F14658	Hyd. Hose - 1/4 x 150 - 9/16-18 FJIC x 9/16-18 FJIC Ends - 61 ft.....	2
	S13317	Hyd. Hose - 1/4 x 180 - 9/16-18 FJIC x 9/16-18 FJIC Ends - 71 ft.....	2
10	S13317	Hyd. Hose - 1/4 x 180 - 9/16-18 FJIC x 9/16-18 FJIC Ends - 61 ft.....	2
	C26347	Hyd. Hose - 1/4 x 216 - 9/16-18 FJIC x 9/16-18 FJIC Ends - 71 ft.....	2
11	C-4468	Hyd. Hose - 1/2 x 24 - 7/8-14 FJIC Ends	1
12	S39539	Hyd. Hose - 1/2 x 330 - 7/8-14 FJIC Ends	2
13	C-4393	Tee - (3) 9/16-18 MJIC.....	6
14	C-4403	Swivel Tee - (2) 9/16-18 MJIC x (1) 9/16-18 FJIC.....	2
15	N31908	Swivel Tee - (2) 9/16-18 MJIC x (1) 9/16-18 MORB.....	4
16	C15348	Male Connector - 3/4-16 ORB x 9/16-18 JIC.....	4
17	N16143	Elbow 90 deg - 9/16-18 JIC x 9/16-18 ORB	12
18	C24585	Elbow 90 deg - 7/8-14 MJIC x 3/4-16 ORB	1
19	K-5806	Elbow 90 deg - 7/8-14 FJIC x 7/8-14 MJIC	1
20	C14840	Reducer - 3/4-16 MORB x 7/8-14 MJIC	4
21	C26876	Manifold - Pressure Compensated Flow Control	1
22	N42880	Valve - 2 Way Ball.....	1
22A	N42881	Handle - Valve	1
23	N34443	Male Pioneer Tip - 3/4-16 ORB	2
24	C29960	Tag - Hose ID - Wing Lift - FOLD.....	1
25	C29961	Tag - Hose ID - Wing Lift - UNFOLD	1
26	D-4951	Nylon Tie Strap - 1/2 x 7 3/8.....	80
27	N34319	U-Bolt - 1/4 x 1 1/2 x 1 3/4 Lg	2
28	W-521	Lockwasher - 1/4.....	4
29	W-512	Hex Nut - 1/4.....	4
30	C-3918	Hex Bolt - 3/8 x 5 Lg.....	14
31	W-523	Lockwasher - 3/8.....	18
32	W-514	Hex Nut - 3/8.....	18
33	D12714	U-Bolt - 3/8 x 2 x 2 3/4 Lg	3
34	S47642	Multi-Valve Mounting Plate.....	1
35	S34428	Decal - Wings Lock	1
36	N16257	Bushing - Spacer	4
37	C14411	Oil Line Bracket.....	8
38	C-4698	Oil Line Clamp	44
39	W-538	Flatwasher - 3/8.....	20
40	M-3388	Locknut - 3/8	20
41	W-480	Hex Bolt - 3/8 x 2 1/2.....	8
42	C-1550	Hex Bolt - 3/8 x 4.....	4
43	C26333	45 Elbow - 7/8-14 MJIC x 3/4-16 MORB.....	1
44	S39565	Mounting Bracket - Valve.....	1

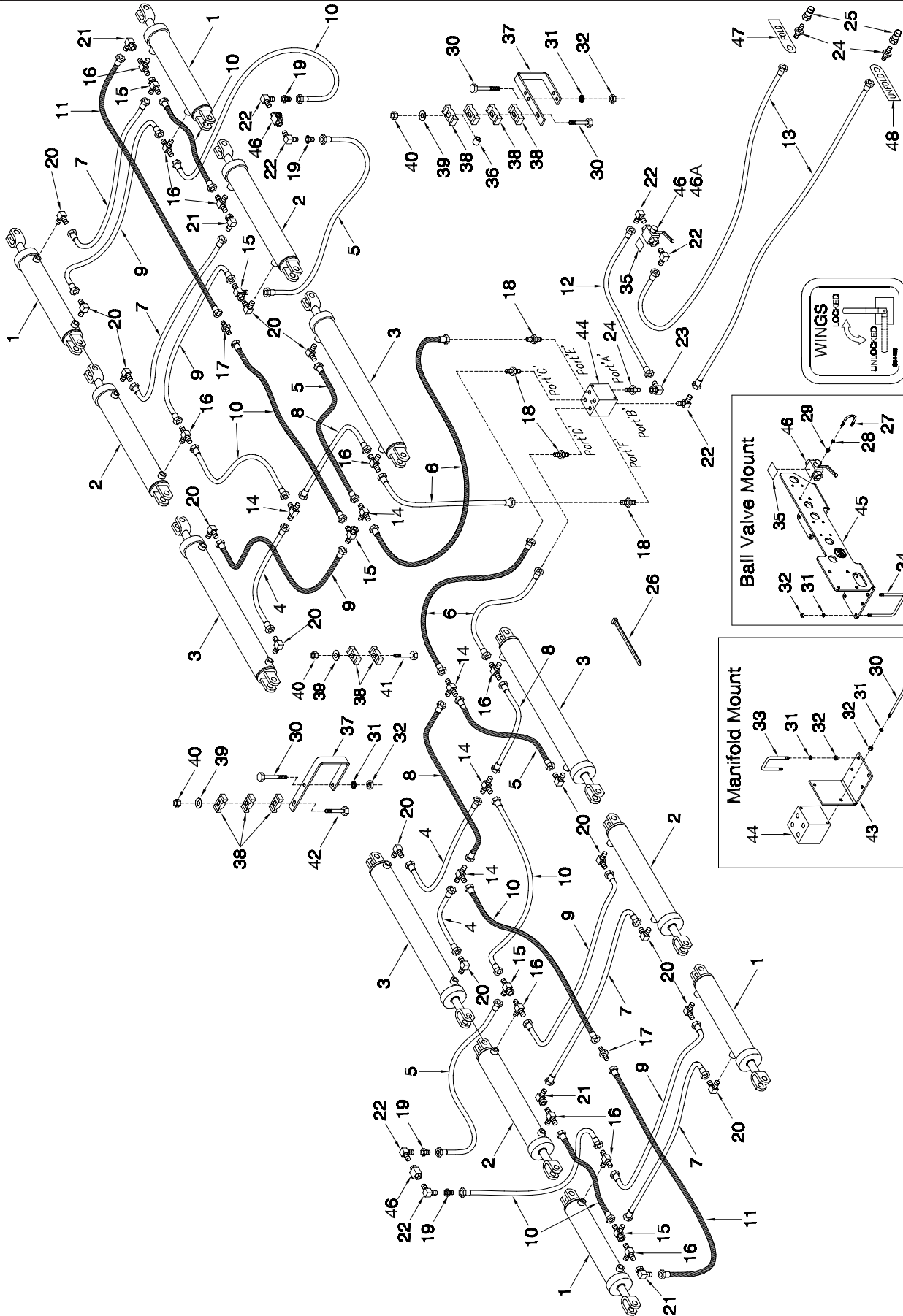
Wing Lift Hydraulics 51 Ft, 61 Ft and 71 Ft Models



Wing Lift Hydraulics - 51 Ft, 61 Ft and 71 Ft Models

Item	Part No.	Description	Qty
1	C26436	Cylinder - 4 x 18 - 51 ft.....	4
	C34442	Cylinder - 4 1/2 x 30 - 61 ft and 71 ft.....	4
2	C34442	Cylinder - 4 1/2 x 30 - 51 ft.....	4
	C39030	Cylinder - 4 1/2 x 36 - 61 ft.....	4
	C39490	Cylinder - 5 x 36 - 71 ft.....	4
3	C-4552	Hyd. Hose - 1/4 x 24 - 9/16-18 FJIC x 9/16-18 FJIC Ends	4
4	C14835	Hyd. Hose - 1/4 x 36 - 9/16-18 FJIC x 9/16-18 FJIC Ends	2
5	C16652	Hyd. Hose - 1/4 x 60 - 9/16-18 FJIC x 9/16-18 FJIC Ends - 61 ft & 71 ft	4
	S22406	Hyd. Hose - 1/4 x 72 - 9/16-18 FJIC x 9/16-18 FJIC Ends - 51 ft	4
6	H18267	Hyd. Hose - 1/4 x 96 - 9/16-18 FJIC x 9/16-18 FJIC Ends	2
7	W21962	Hyd. Hose - 1/4 x 108 - 9/16-18 FJIC x 9/16-18 FJIC Ends.....	4
8	S39503	Hyd. Hose - 1/4 x 132 - 9/16-18 FJIC x 9/16-18 FJIC Ends.....	2
9	D17585	Hyd. Hose - 1/4 x 176 - 9/16-18 FJIC x 9/16-18 FJIC Ends - 51 ft.....	2
	F14658	Hyd. Hose - 1/4 x 150 - 9/16-18 FJIC x 9/16-18 FJIC Ends - 61 ft.....	2
	S13317	Hyd. Hose - 1/4 x 180 - 9/16-18 FJIC x 9/16-18 FJIC Ends - 71 ft.....	2
10	D17845	Hyd. Hose - 1/4 x 198 - 9/16-18 FJIC x 9/16-18 FJIC Ends - 51 ft.....	2
	S13317	Hyd. Hose - 1/4 x 180 - 9/16-18 FJIC x 9/16-18 FJIC Ends - 61 ft.....	2
	C26347	Hyd. Hose - 1/4 x 216 - 9/16-18 FJIC x 9/16-18 FJIC Ends - 71 ft.....	2
11	F-4565	Hyd. Hose - 1/2 x 60 - 7/8-14 FJIC Ends	1
12	C26337	Hyd. Hose - 1/2 x 276 - 7/8-14 FJIC Ends - 51 ft	2
	S39539	Hyd. Hose - 1/2 x 330 - 7/8-14 FJIC Ends - 61 ft and 71 ft	2
13	C-4393	Tee - (3) 9/16-18 MJIC.....	6
14	C-4403	Swivel Tee - (2) 9/16-18 MJIC x (1) 9/16-18 FJIC.....	2
15	N31908	Swivel Tee - (2) 9/16-18 MJIC x (1) 9/16-18 MORB.....	4
16	C15348	Male Connector - 3/4-16 ORB x 9/16-18 JIC.....	4
17	N16143	Elbow 90 deg - 9/16-18 JIC x 9/16-18 ORB	12
18	C24585	Elbow 90 deg - 7/8-14 MJIC x 3/4-16 ORB	3
19	K-5806	Elbow 90 deg - 7/8-14 FJIC x 7/8-14 MJIC	1
20	C14840	Reducer - 3/4-16 MORB x 7/8-14 MJIC	4
21	C26876	Manifold - Pressure Compensated Flow Control	1
22	N42880	Valve - 2 Way Ball.....	1
22A	N42881	Handle - Valve	1
23	N34443	Male Pioneer Tip - 3/4-16 ORB	2
24	C29960	Tag - Hose ID - Wing Lift - FOLD.....	1
25	C29961	Tag - Hose ID - Wing Lift - UNFOLD	1
26	D-4951	Nylon Tie Strap - 1/2 x 7 3/8.....	80
27	N34319	U-Bolt - 1/4 x 1 1/2 x 1 3/4 Lg	2
28	W-521	Lockwasher - 1/4.....	4
29	W-512	Hex Nut - 1/4.....	4
30	C-3918	Hex Bolt - 3/8 x 5 Lg.....	14
31	W-523	Lockwasher - 3/8.....	18
32	W-514	Hex Nut - 3/8.....	18
33	D12714	U-Bolt - 3/8 x 2 x 2 3/4 Lg	6
34	S47642	Multi-Valve Mounting Plate.....	1
35	S34428	Decal - Wings Lock	1
36	N16257	Bushing - Spacer	4
37	C14411	Oil Line Bracket.....	8
38	C-4698	Oil Line Clamp	44
39	W-538	Flatwasher - 3/8	20
40	M-3388	Locknut - 3/8	20
41	W-480	Hex Bolt - 3/8 x 2 1/2.....	8
42	C-1550	Hex Bolt - 3/8 x 4.....	4
43	S39565	Mounting Bracket - Valve.....	1

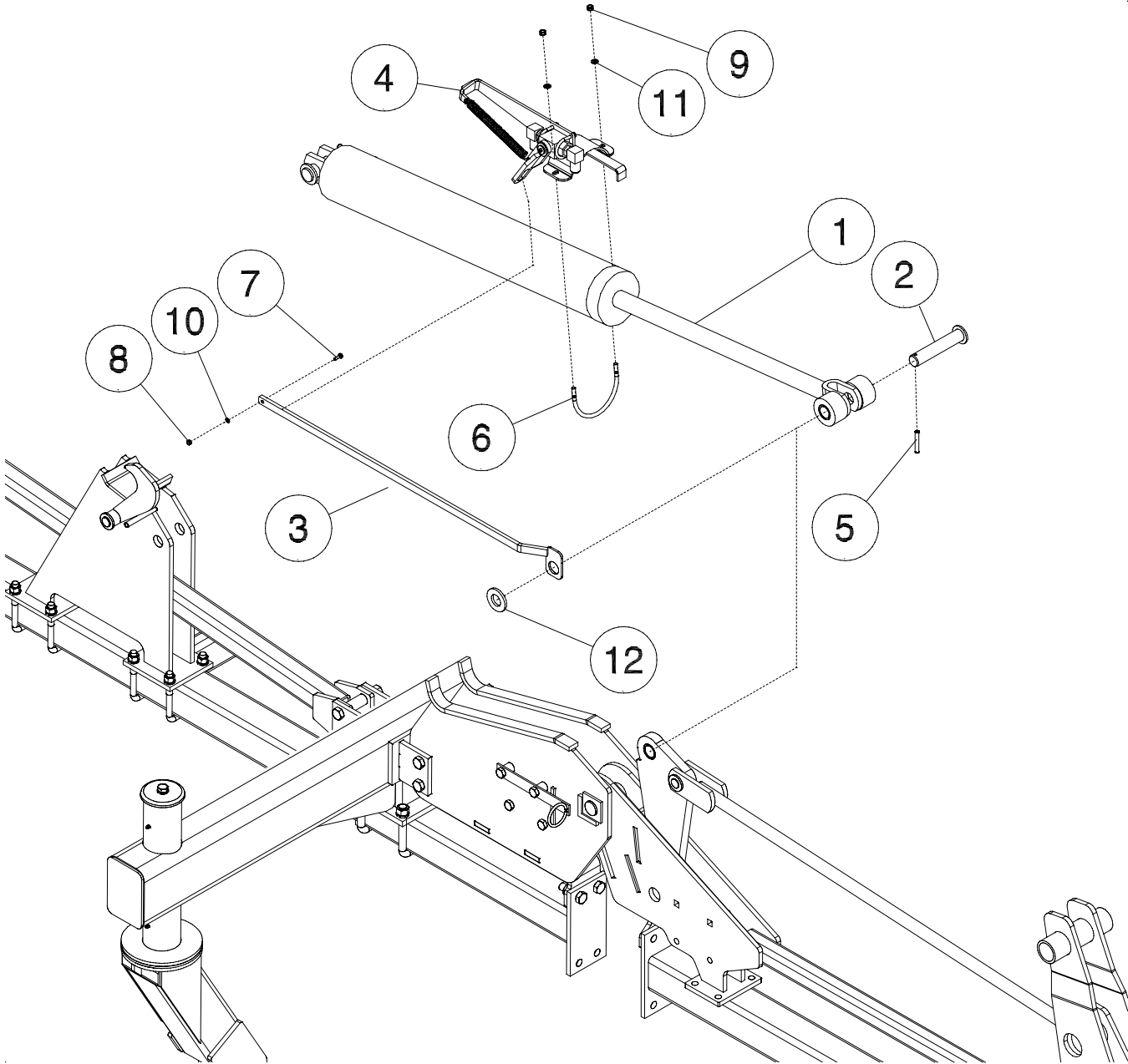
Wing Lift Hydraulics 5 Frame - 80 Ft and 86 Ft Models



Wing Lift Hydraulics - 80 Ft and 86 Ft Models

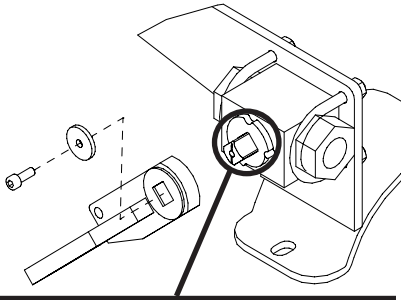
Item	Part No.	Description	Qty
1	C26436	Cylinder - 4 x 18	4
2	C47594	Cylinder - 5 x 30	4
3	C39490	Cylinder - 5 x 36	4
4	C-4552	Hyd. Hose - 1/4 x 24 - 9/16-18 FJIC x 9/16-18 FJIC Ends	3
5	C14835	Hyd. Hose - 1/4 x 36 - 9/16-18 FJIC x 9/16-18 FJIC Ends	4
6	H18266	Hyd. Hose - 1/4 x 80 - 9/16-18 FJIC x 9/16-18 FJIC Ends	4
7	H18267	Hyd. Hose - 1/4 x 96 - 9/16-18 FJIC x 9/16-18 FJIC Ends	4
8	W21962	Hyd. Hose - 1/4 x 108 - 9/16-18 FJIC x 9/16-18 FJIC Ends.....	3
9	S39503	Hyd. Hose - 1/4 x 132 - 9/16-18 FJIC x 9/16-18 FJIC Ends.....	5
10	S13317	Hyd. Hose - 1/4 x 180 - 9/16-18 FJIC x 9/16-18 FJIC Ends.....	8
11	C26347	Hyd. Hose - 1/4 x 216 - 9/16-18 FJIC x 9/16-18 FJIC Ends.....	2
12	N19345	Hyd. Hose - 1/2 x 132 - 7/8-14 FJIC Ends	1
13	S39523	Hyd. Hose - 1/2 x 420 - 7/8-14 FJIC Ends	2
14	C-4393	Tee - (3) 9/16-18 MJIC.....	5
15	C-4403	Swivel Tee - (2) 9/16-18 MJIC x (1) 9/16-18 FJIC.....	5
16	N31908	Swivel Tee - (2) 9/16-18 MJIC x (1) 9/16-18 MORB.....	10
17	H18269	Connector - 9/16-18 MJIC	2
18	C15348	Connector - 3/4-16 MORB x 9/16-18 MJIC	4
19	F10384	Connector - 9/16-18 MJIC x 7/8-14 FJIC	4
20	N16143	Elbow 90 deg - 9/16-18 JIC x 9/16-18 ORB	14
21	S29967	90 Elbow - 9/16-18 FJIC x 9/16-18 MJIC	4
22	C24585	Elbow 90 deg - 7/8-14 MJIC x 3/4-16 ORB.....	7
23	K-5806	Elbow 90 deg - 7/8-14 FJIC x 7/8-14 MJIC.....	1
24	C14840	Reducer - 3/4-16 MORB x 7/8-14 MJIC	3
25	N34443	Male Pioneer Tip - 3/4-16 ORB	2
26	D-4951	Nylon Tie Strap - 1/2 x 7 3/8.....	80
27	N34319	U-Bolt - 1/4 x 1 1/2 x 1 3/4 Lg	2
28	W-521	Lockwasher - 1/4.....	4
29	W-512	Hex Nut - 1/4.....	4
30	C-3918	Hex Bolt - 3/8 x 5 Lg.....	14
31	W-523	Lockwasher - 3/8.....	18
32	W-514	Hex Nut - 3/8.....	18
33	D12714	U-Bolt - 3/8 x 2 x 2 3/4 Lg	2
34	N15098	U-Bolt - 3/8 x 4 x 5 Lg	4
35	S34428	Decal - Wings Lock	1
36	N16257	Bushing - Spacer	4
37	C14411	Oil Line Bracket.....	8
38	C-4698	Oil Line Clamp	44
39	W-538	Flatwasher - 3/8.....	20
40	M-3388	Locknut - 3/8	20
41	W-480	Hex Bolt - 3/8 x 2 1/2.....	8
42	C-1550	Hex Bolt - 3/8 x 4.....	4
43	S39565	Mounting Bracket - Valve.....	1
44	C26876	Manifold - Pressure Compensated Flow Control.....	1
45	S47642	Multi-Valve Mounting Plate.....	1
46	N42880	Valve - 2 Way Ball.....	3
46A	N42881	Handle - Valve	1
47	C29960	Tag - Hose ID - Wing Lift - FOLD.....	1
48	C29961	Tag - Hose ID - Wing Lift - UNFOLD	1

Wing Lift Hydraulics Wing Valve - 80 Ft and 86 Ft Models

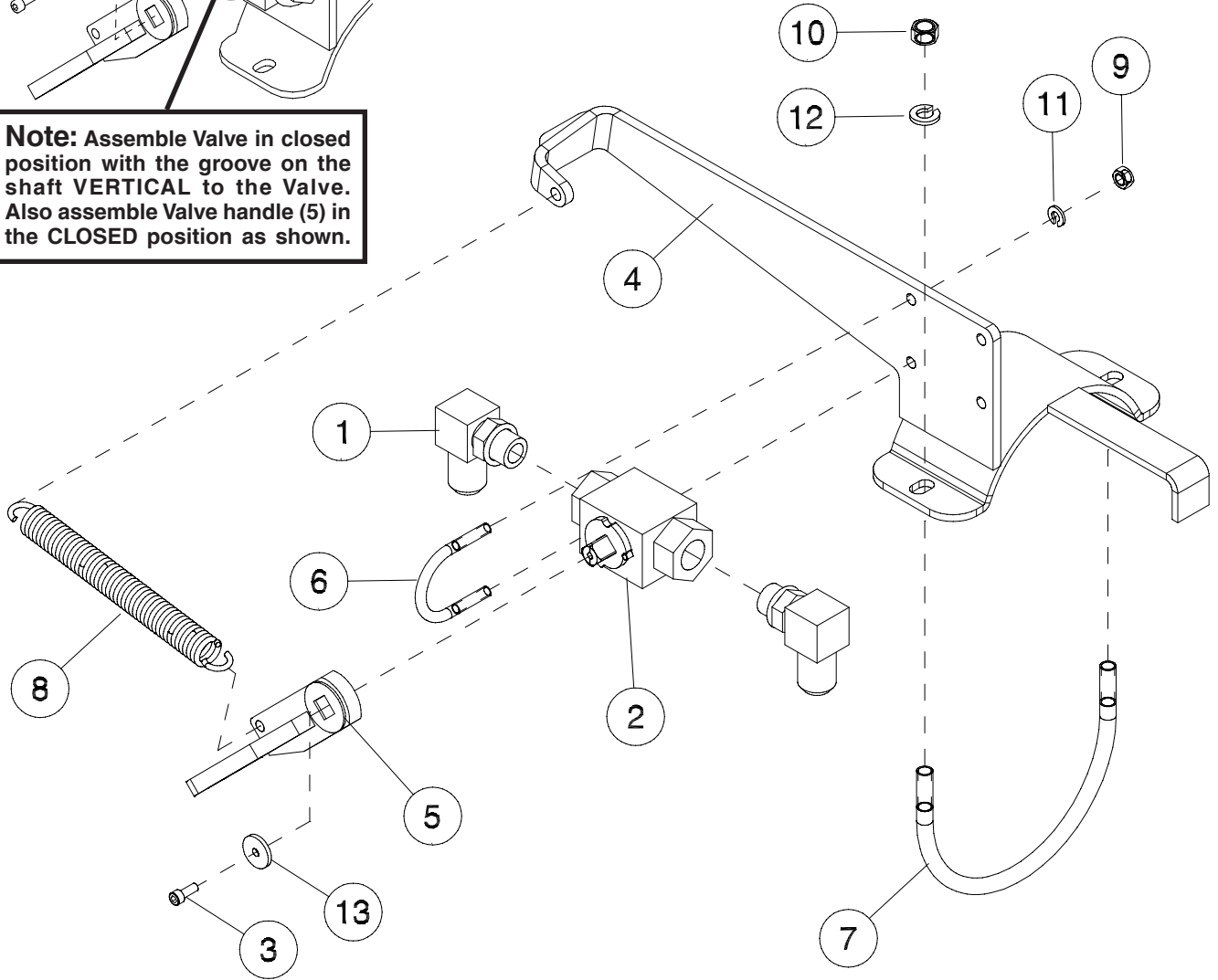


Item	Part No.	Description	Qty
1	C47594	Cylinder - 5 x 30.....	1
2	S39356	Pin - 1 1/4 Dia x 5 15/16 UL.....	1
3	S47591	Valve Control Rod.....	1
4	*****	Valve Assembly - (See next page).....	1
5	D-5244	Sprial Pin - 1/4 x 2 Lg.....	1
6	S39650	U-Bolt - 3/8 x 5 1/2 Dia x 4 1/8 Lg.....	1
7	W-469	Hex Head - 1/4 x 3/4 Lg.....	1
8	W-512	Hex Nut - 1/4.....	1
9	W-514	Hex Nut - 3/8.....	2
10	W-521	Lockwasher - 1/4.....	1
11	W-523	Lockwasher - 3/8.....	2
12	N13962	Washer - 1.281 ID x 2.5 OD x 1/4 Thick.....	1

Wing Lift Hydraulics Wing Valve - 80 Ft and 86 Ft Models

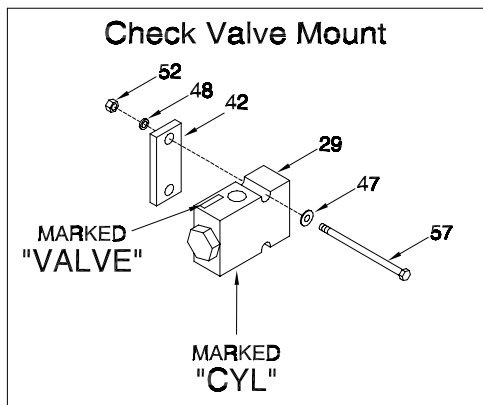
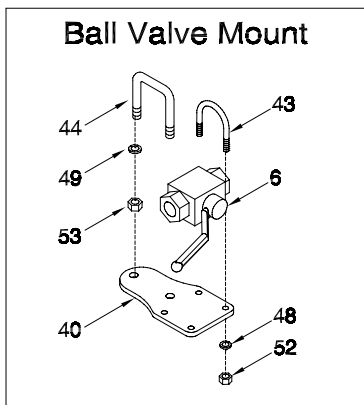
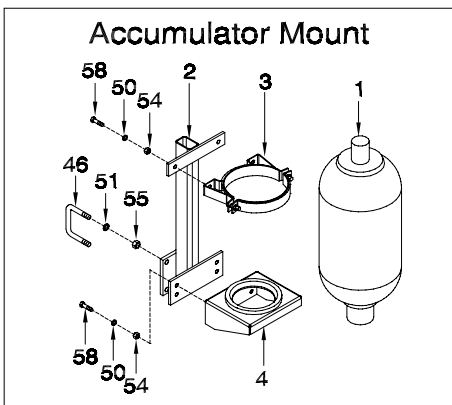
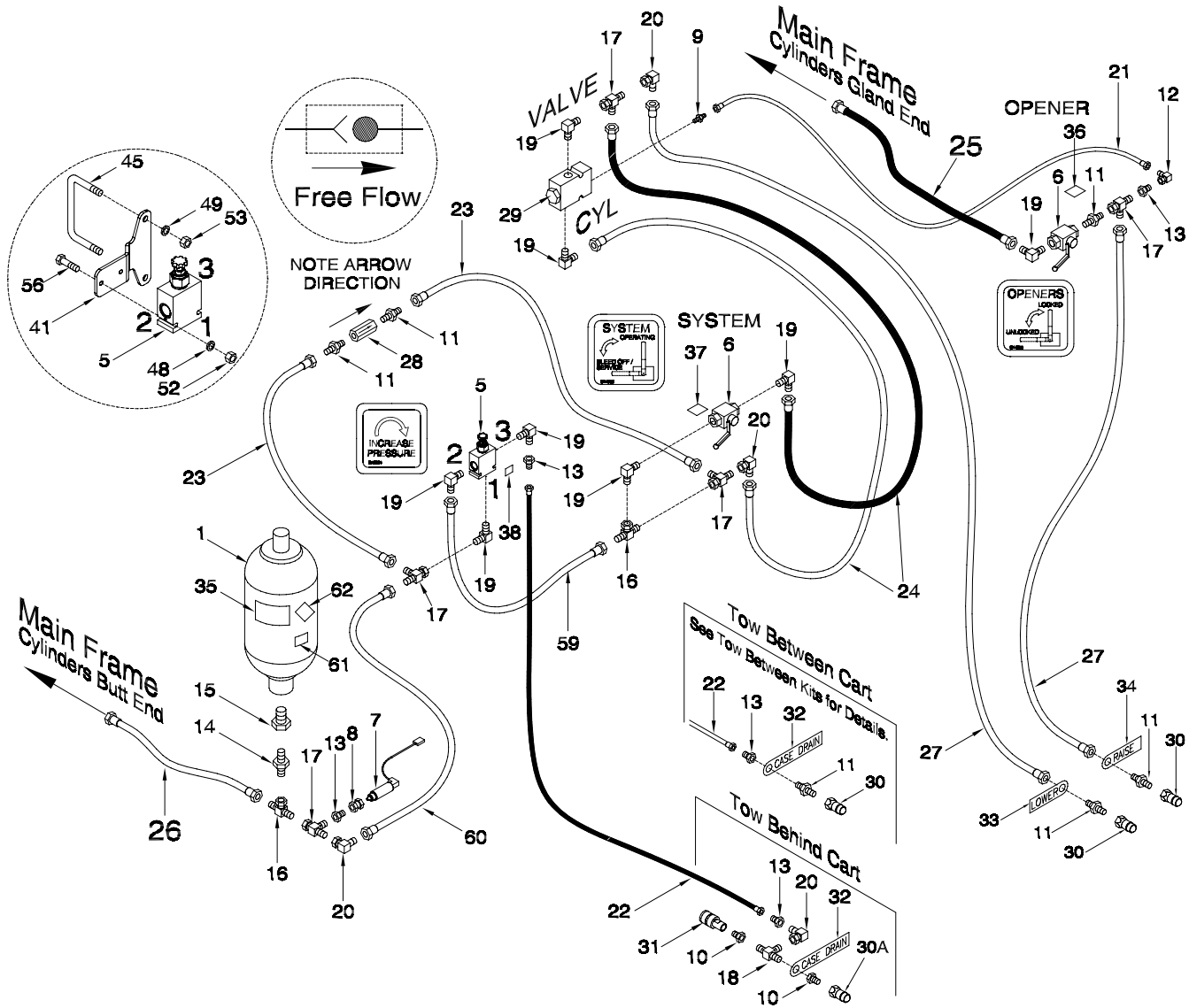


Note: Assemble Valve in closed position with the groove on the shaft VERTICAL to the Valve. Also assemble Valve handle (5) in the CLOSED position as shown.



Item	Part No.	Description	Qty
1	C24585	90 Elbow - 7/8-14 MJIC x 3/4-16 MORB	2
2	N42880	Lock Valve	1
3	S39548	Socket Head Capscrew - #10 x 1/2 Lg	1
4	S47592	Bracket - Shut Off Valve	1
5	S39380	Handle - Valve	1
6	N34319	U-Bolt - 1/4 x 1 1/2 x 1 3/4 Lg	2
7	S47597	U-Bolt - 3/8 x 5 1/2 Dia x 5 1/8 Lg	1
8	D-5054	Adjusting Spring	1
9	W-512	Hex Nut - 1/4	4
10	W-514	Hex Nut - 3/8	2
11	W-521	Lockwasher - 1/4	4
12	W-523	Lockwasher - 3/8	2
13	S39549	Washer - 3/16 ID x 13/16 OD x 12 Ga	1

Opener Hydraulics 25 & 31 Ft Accumulator and Hitch Hydraulics - Prior to 2011



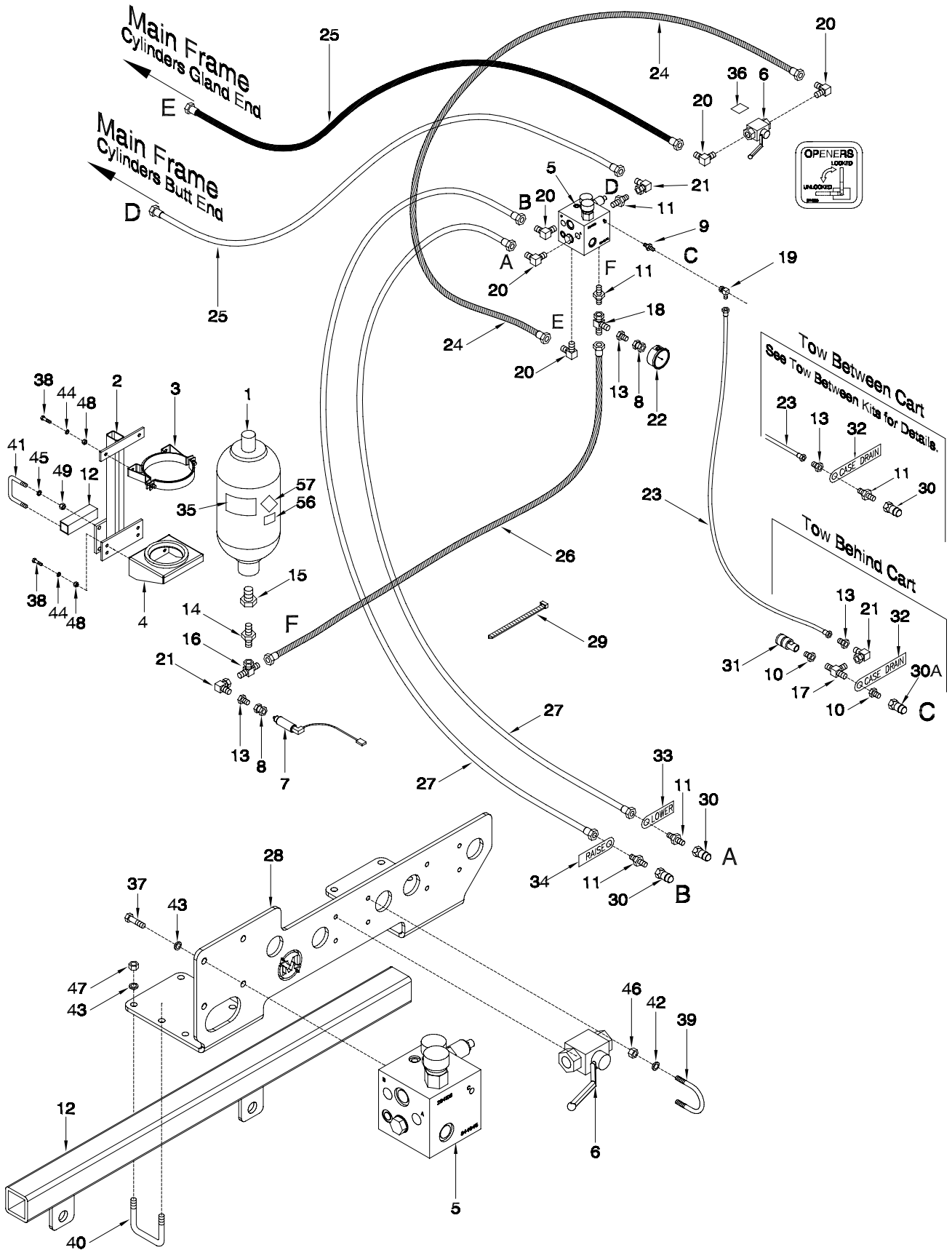
Note: Case Drain Tee with Quick Coupler must be moved to the front of a Tow Between Air Cart.

Opener Hydraulics - 25 & 31 Ft Accumulator and Hitch Hydraulics - Prior to 2011

Item	Part No.	Description	Qty
1	S47094	2.5 Gallon Hydraulic Accumulator - Global Certified.....	1
2	S42320	Mounting Bracket - Accumulator.....	1
3	C42313	Clamp - Accumulator.....	1
4	C42314	Base - Accumulator.....	1
5	S42307	Valve - Pressure Reducing (S49272 Adjusting Knob).....	1
6	N42880	Valve - 2 Way Ball.....	2
6A	N42881	Handle - Valve.....	2
7	S49545	Pressure Transducer.....	1
8	S42998	Connector - 1/4 FNPT x 9/16-18 FJIC.....	1
9	S34115	Connector - 9/16-18 JIC x 7/16-20 MORB.....	1
10	N34620	Connector - Swivel - 7/8-14 MORB x 7/8-14 FJIC.....	2
11	C14840	Connector - 3/4-16 MORB x 7/8-14 MJIC.....	6
12	S29967	90 Elbow - Swivel - 9/16-18 MJIC x 9/16-18 FJIC.....	1
13	F10384	Reducer - 9/16-18 MJIC x 7/8-14 FJIC.....	3
14	C42312	Reducer - 7/8-14 MJIC x 1 5/16-14 MORB.....	1
15	C42311	Reducer - 1 7/8-14 MORB x 1 5/16-14 FORB.....	1
16	F24559	Tee - (1) 7/8-14 FJIC x (2) 7/8-14 MJIC.....	2
17	H18746	Tee - Swivel - (2) 7/8-14 MJIC x (1) 7/8-14 FJIC.....	5
18	C-4394	Tee - (3) 7/8-14 MJIC.....	1
19	C24585	90 Elbow - 7/8-14 MJIC x 3/4-16 MORB.....	7
20	K-5806	90 Elbow - Swivel - 7/8-14 MJIC x 7/8-14 FJIC.....	3
21	C-4467	Hyd Hose - 1/4 x 16 Lg w/9/16-18 FJIC.....	1
22	C26341	Hyd Hose - 1/4 x 282 Lg w/9/16-18 FJIC.....	1
23	N34366	Hyd Hose - 1/2 x 12 Lg w/7/8-14 FJIC.....	3
24	C-4404	Hyd Hose - 1/2 x 36 Lg w/7/8-14 FJIC x 7/8-14 FJIC.....	2
25	K-5685	Hyd Hose - 1/2 x 48 Lg w/7/8-14 FJIC.....	1
26	F-4565	Hyd Hose - 1/2 x 60 Lg w/7/8-14 FJIC.....	2
27	C26337	Hyd Hose - 1/2 x 276 Lg w/7/8-14 FJIC.....	2
28	N34494	Check Valve - 3/4-16 FORB.....	1
29	S34114	Check Valve w/3/4-16 FORB x 7/16-20 FORB.....	1
30	N34443	Male Tip - 3/4-16 MORB.....	2
30A	N34498	Male Tip - 7/8-14 MORB.....	1
31	N34488	Pioneer Coupler - 7/8-14 FORB.....	1
32	S44468	Tag - Hose ID - Reducing Valve - CASE DRAIN.....	1
33	S29959	Tag - Hose ID - Depth Control - LOWER.....	1
34	S29958	Tag - Hose ID - Depth Control - RAISE.....	1
35	C-4262	Decal - Warning - Pressure Hazard.....	1
36	S44355	Decal - Opener.....	1
37	S44356	Decal - System.....	1
38	S42324	Decal - Increase Pressure.....	1
39	S13336	Nylon Tie Strap - 28 1/4 Lg.....	12
39A	D-4838	Nylon Tie Strap - 1/2 x 14 1/2.....	8
40	S39546	Mounting Bracket - Valve.....	2
41	S42316	Mounting Bracket - Valve.....	1
42	S39541	Mounting Bracket - Valve.....	1
43	N34319	U-Bolt - 1/4 x 1 1/2 x 1 3/4 Lg.....	4
44	D12714	U-Bolt - 3/8 x 2 x 2 3/4 Lg.....	2
45	D-4932	U-Bolt - 3/8 Dia x 4 1/2 x 3 Lg.....	1
46	C-4569	U-Bolt - 5/8 x 4 5/8 x 3 1/4 Lg.....	2
47	S-1198	Flatwasher - 1/4.....	2
48	W-521	Lockwasher - 1/4.....	12
49	W-523	Lockwasher - 3/8.....	6
50	W-525	Lockwasher - 1/2.....	6
51	W-526	Lockwasher - 5/8.....	4
52	W-512	Hex Nut - 1/4.....	12
53	W-514	Hex Nut - 3/8.....	6
54	W-516	Hex Nut - 1/2.....	6
55	W-517	Hex Nut - 5/8.....	4
56	W-1540	Hex Bolt - 1/4 x 2 Lg.....	2
57	S-1187	Hex Bolt - 1/4 x 4 Lg.....	2
58	W-485	Hex Bolt - 1/2 x 1 1/4 Lg.....	6
59	C-4383	Hyd Hose - 1/2 x 20 Lg w/7/8-14 FJIC.....	1
60	C-4468	Hyd Hose - 1/2 x 24 Lg w/7/8-14 FJIC.....	1
61	S44930	Decal - Pre-Charged Dry Nitrogen.....	1
62	S44932	Decal - Compressed Nitrogen - UN1066.....	1

Opener Hydraulics

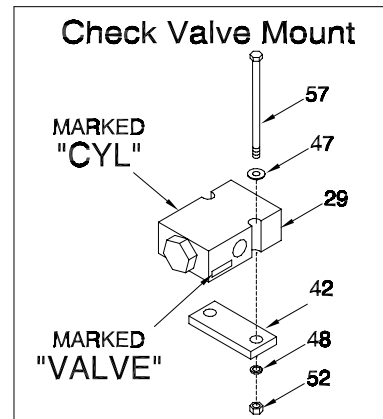
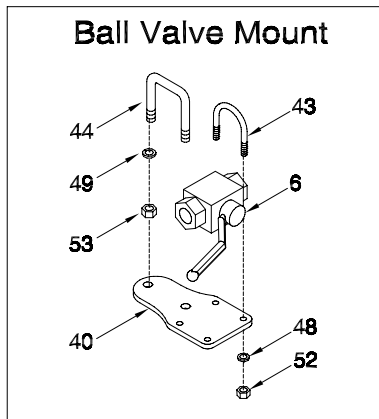
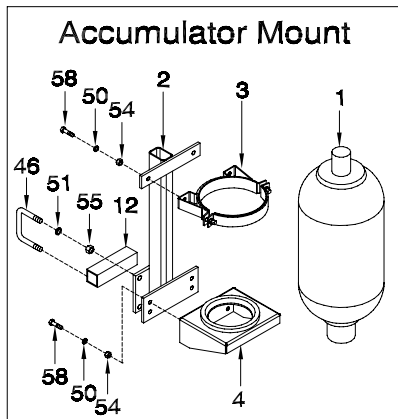
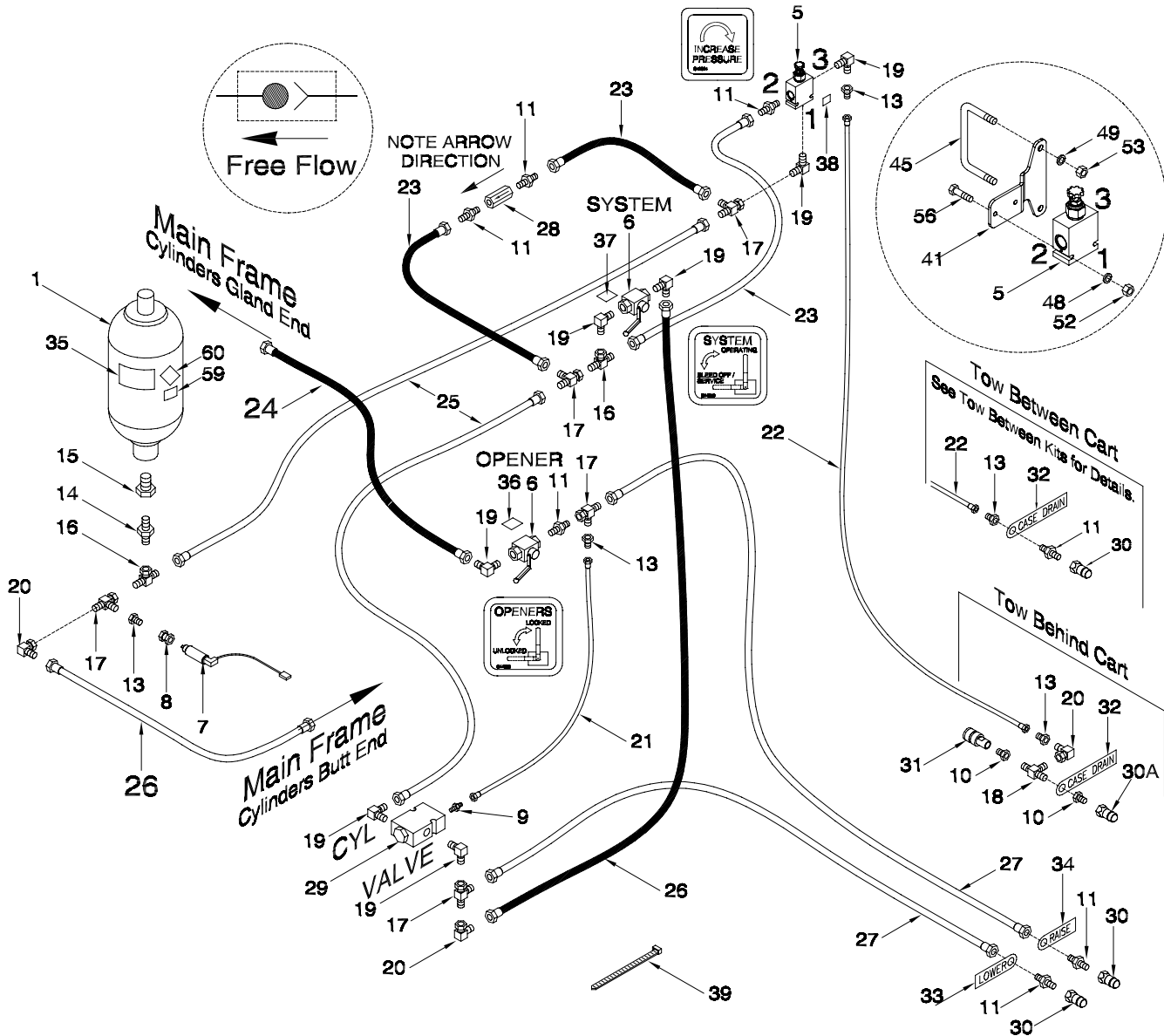
25 & 31 Ft Accumulator and Hitch Hydraulics - 2011 to present



Opener Hydraulics - 25 & 31 Ft Accumulator and Hitch Hydraulics - 2011 to present

Item	Part No.	Description	Qty
1	S47094	2.5 Gallon Hydraulic Accumulator - Global Certified - 41 ft - 51 ft	1
2	S42320	Mounting Bracket - Accumulator	1
3	C42313	Clamp - Accumulator	1
4	C42314	Base - Accumulator	1
5	S44945	Manifold Block - Down Pressure	1
6	N42880	Valve - 2 Way Ball	1
6A	N42881	Handle - Valve	1
7	S49545	Pressure Transducer	1
8	S42998	Connector - 1/4 FNPT x 9/16-18 FJIC	2
9	S34115	Connector - 9/16-18 JIC x 7/16-20 MORB	1
10	N34620	Connector - Swivel - 7/8-14 MORB x 7/8-14 FJIC	2
11	C14840	Connector - 3/4-16 MORB x 7/8-14 MJIC	4
12	S45250	Tube - Accumulator Mount - 2 x 2 x 6 1/2 Lg	1
13	F10384	Reducer - 9/16-18 MJIC x 7/8-14 FJIC	3
14	C42312	Reducer - 7/8-14 MJIC x 1 5/16-14 MORB	1
15	C42311	Reducer - 1 7/8-14 MORB x 1 5/16-14 FORB	1
16	F24559	Tee - (1) 7/8-14 FJIC x (2) 7/8-14 MJIC	1
17	C-4394	Tee - (3) 7/8-14 MJIC	1
18	H18746	Tee - Swivel - (2) 7/8-14 MJIC x (1) 7/8-14 FJIC	1
19	S29967	90 Elbow - 9/16-18 FJIC x 9/16-18 MJIC	1
20	C24585	90 Elbow - 7/8-14 MJIC x 3/4-16 MORB	6
21	K-5806	90 Elbow - Swivel - 7/8-14 MJIC x 7/8-14 FJIC	3
22	S48845	Pressure Gauge - 2 1/2 Dia with 1/4NPT	1
23	C26341	Hyd Hose - 1/4 x 282 Lg w/9/16-18 FJIC	1
24	C-4468	Hyd Hose - 1/2 x 24 Lg w/7/8-14 FJIC x 7/8-14 FJIC	1
25	K-5685	Hyd Hose - 1/2 x 48 Lg w/7/8-14 FJIC	2
26	F-4565	Hyd Hose - 1/2 x 60 Lg w/7/8-14 FJIC	1
27	C26337	Hyd Hose - 1/2 x 276 Lg w/7/8-14 FJIC	2
28	S47642	Multi-Valve Mounting Plate	1
29	S13336	Nylon Tie Strap - 28 1/4 Lg	12
29A	D-4838	Nylon Tie Strap - 1/2 x 14 1/2	8
30	N34443	Male Tip - 3/4-16 MORB	2
30A	N34498	Male Tip - 7/8-14 MORB	1
31	N34488	Pioneer Coupler - 7/8-14 FORB	1
32	S44468	Tag - Hose ID - Reducing Valve - CASE DRAIN	1
33	S29959	Tag - Hose ID - Depth Control - LOWER	1
34	S29958	Tag - Hose ID - Depth Control - RAISE	1
35	C-4262	Decal - Warning - Pressure Hazard	1
36	S44355	Decal - Opener	1
37	W-475	Hex Bolt - 3/8 x 1 Lg	4
38	W-485	Hex Bolt - 1/2 x 1 1/4 Lg	6
39	N34319	U-Bolt - 1/4 x 1 1/2 x 1 3/4 Lg	2
40	D12714	U-Bolt - 3/8 x 2 x 2 3/4 Lg	4
41	C-4569	U-Bolt - 5/8 x 4 5/8 x 3 1/4 Lg	2
42	W-521	Lockwasher - 1/4	4
43	W-523	Lockwasher - 3/8	12
44	W-525	Lockwasher - 1/2	6
45	W-526	Lockwasher - 5/8	4
46	W-512	Hex Nut - 1/4	4
47	W-514	Hex Nut - 3/8	12
48	W-516	Hex Nut - 1/2	6
49	W-517	Hex Nut - 5/8	4
56	S44930	Decal - Pre-Charged Dry Nitrogen	1
57	S44932	Decal - Compressed Nitrogen - UN1066	1

Opener Hydraulics 41 Ft to 71 Ft Accumulator Hydraulics - Prior to 2011

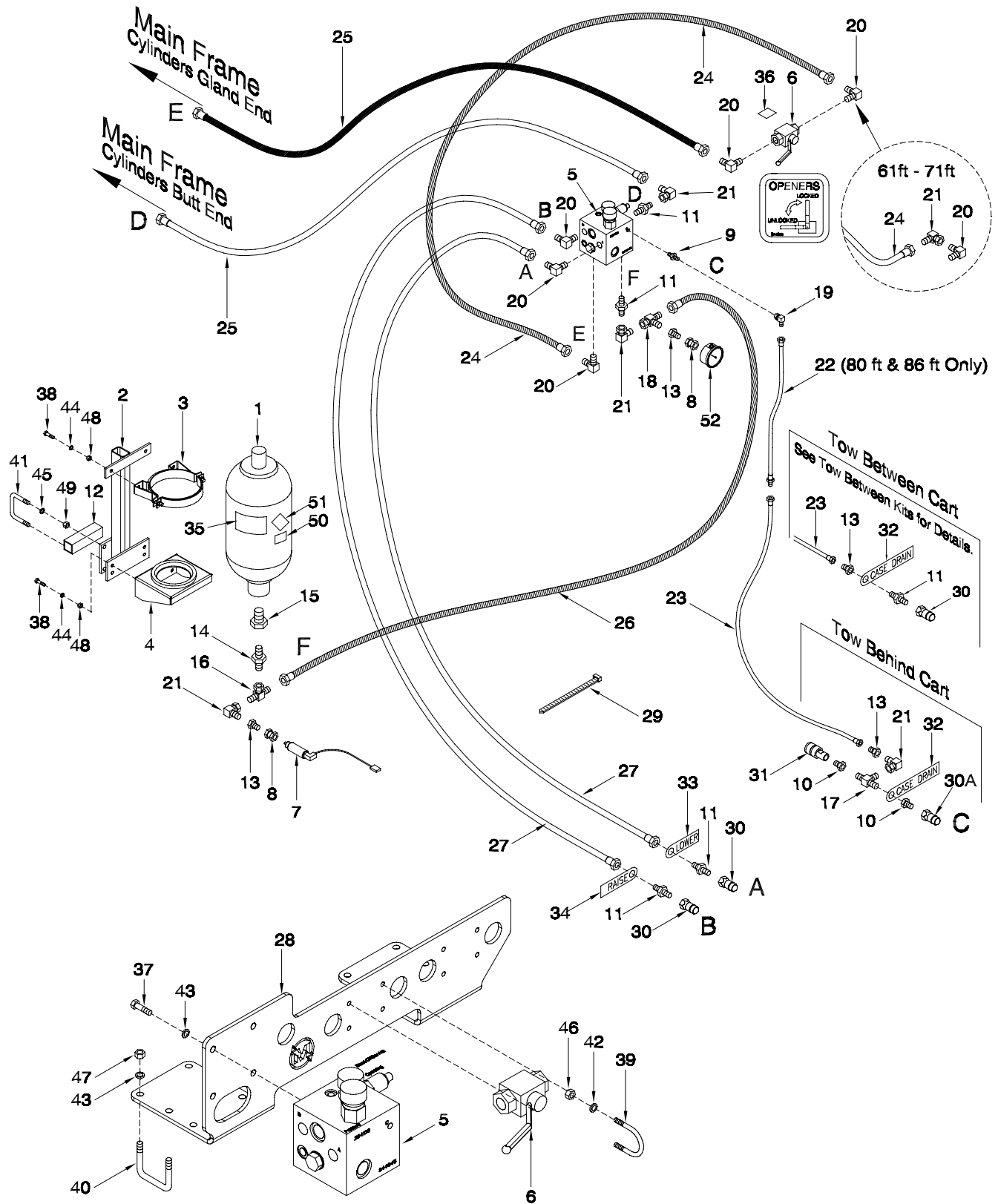


Note: Case Drain Tee with Quick Coupler must be moved to the front of a Tow Between Air Cart.

Opener Hydraulics - 41 Ft to 71 Ft Accumulator Hydraulics - Prior to 2011

Item	Part No.	Description	Qty
1	S47094	2.5 Gallon Hydraulic Accumulator - Global Certified - 3 Frame Models.....	1
	S47095	5 Gallon Hydraulic Accumulator - Global Certified - 5 Frame Models.....	1
2	S42320	Mounting Bracket - Accumulator.....	1
3	C42313	Clamp - Accumulator.....	1
4	C42314	Base - Accumulator.....	1
5	S42307	Valve - Pressure Reducing (S49272 Adjusting Knob).....	1
6	N42880	Valve - 2 Way Ball.....	2
6A	N42881	Handle - Valve.....	2
7	S49545	Pressure Transducer.....	1
8	S42998	Connector - 1/4 FNPT x 9/16-18 FJIC.....	1
9	S34115	Connector - 9/16-18 JIC x 7/16-20 MORB.....	1
10	N34620	Connector - Swivel - 7/8-14 MORB x 7/8-14 FJIC.....	2
11	C14840	Connector - 3/4-16 MORB x 7/8-14 MJIC.....	6
12	S44929	Tube - Accumulator Mount - 2 x 2 x 6 1/2 Lg.....	1
13	F10384	Reducer - 9/16-18 MJIC x 7/8-14 FJIC.....	3
14	C42312	Reducer - 7/8-14 MJIC x 1 5/16-14 MORB.....	1
15	C42311	Reducer - 1 7/8-14 MORB x 1 5/16-14 FORB.....	1
16	F24559	Tee - (1) 7/8-14 FJIC x (2) 7/8-14 MJIC.....	2
17	H18746	Tee - Swivel - (2) 7/8-14 MJIC x (1) 7/8-14 FJIC.....	5
18	C-4394	Tee - (3) 7/8-14 MJIC.....	1
19	C24585	90 Elbow - 7/8-14 MJIC x 3/4-16 MORB.....	7
20	K-5806	90 Elbow - Swivel - 7/8-14 MJIC x 7/8-14 FJIC.....	3
21	C14835	Hyd Hose - 1/4 x 36 Lg w/9/16-18 FJIC.....	1
22	C26341	Hyd Hose - 1/4 x 282 Lg w/9/16-18 FJIC - 3 Frame.....	1
	S47639	Hyd. Hose 1/4 x 330LG w/9/16 FJIC Ends - 5 Frame.....	1
23	N34366	Hyd Hose - 1/2 x 12 Lg w/7/8-14 FJIC.....	3
24	C-4404	Hyd Hose - 1/2 x 36 Lg w/7/8-14 FJIC x 7/8-14 FJIC.....	1
25	K-5685	Hyd Hose - 1/2 x 48 Lg w/7/8-14 FJIC.....	2
26	F-4565	Hyd Hose - 1/2 x 60 Lg w/7/8-14 FJIC.....	2
27	C26337	Hyd Hose - 1/2 x 276 Lg w/7/8-14 FJIC - 3 Frame.....	2
	S39539	Hyd. Hose - 1/2 x 330 - 7/8-14 FJIC Ends - 5 Frame.....	2
28	N34494	Check Valve - 3/4-16 FORB.....	1
29	S34114	Check Valve w/3/4-16 FORB x 7/16-20 FORB.....	1
30	N34443	Male Tip - 3/4-16 MORB.....	2
30A	N34498	Male Tip - 7/8-14 MORB.....	1
31	N34488	Pioneer Coupler - 7/8-14 FORB.....	1
32	S44468	Tag - Hose ID - Reducing Valve - CASE DRAIN.....	1
33	S29959	Tag - Hose ID - Depth Control - LOWER.....	1
34	S29958	Tag - Hose ID - Depth Control - RAISE.....	1
35	C-4262	Decal - Warning - Pressure Hazard.....	1
36	S44355	Decal - Opener.....	1
37	S44356	Decal - System.....	1
38	S42324	Decal - Increase Pressure.....	1
39	S13336	Nylon Tie Strap - 28 1/4 Lg.....	12
39A	D-4838	Nylon Tie Strap - 1/2 x 14 1/2.....	8
40	S39546	Mounting Bracket - Valve.....	2
41	S42316	Mounting Bracket - Valve.....	1
42	S39541	Mounting Bracket - Valve.....	1
43	N34319	U-Bolt - 1/4 x 1 1/2 x 1 3/4 Lg.....	4
44	D12714	U-Bolt - 3/8 x 2 x 2 3/4 Lg.....	2
45	D-4932	U-Bolt - 3/8 Dia x 4 1/2 x 3 Lg.....	1
46	C-4569	U-Bolt - 5/8 x 4 5/8 x 3 1/4 Lg.....	2
47	S-1198	Flatwasher - 1/4.....	2
48	W-521	Lockwasher - 1/4.....	12
49	W-523	Lockwasher - 3/8.....	6
50	W-525	Lockwasher - 1/2.....	6
51	W-526	Lockwasher - 5/8.....	4
52	W-512	Hex Nut - 1/4.....	12
53	W-514	Hex Nut - 3/8.....	6
54	W-516	Hex Nut - 1/2.....	6
55	W-517	Hex Nut - 5/8.....	4
56	W-1540	Hex Bolt - 1/4 x 2 Lg.....	2
57	S-1187	Hex Bolt - 1/4 x 4 Lg.....	2
58	W-485	Hex Bolt - 1/2 x 1 1/4 Lg.....	6
59	S44930	Decal - Pre-Charged Dry Nitrogen.....	1
60	S44932	Decal - Compressed Nitrogen - UN1066.....	1

Opener Hydraulics 41Ft to 86 Ft Accumulator Hydraulics - 2011 to present

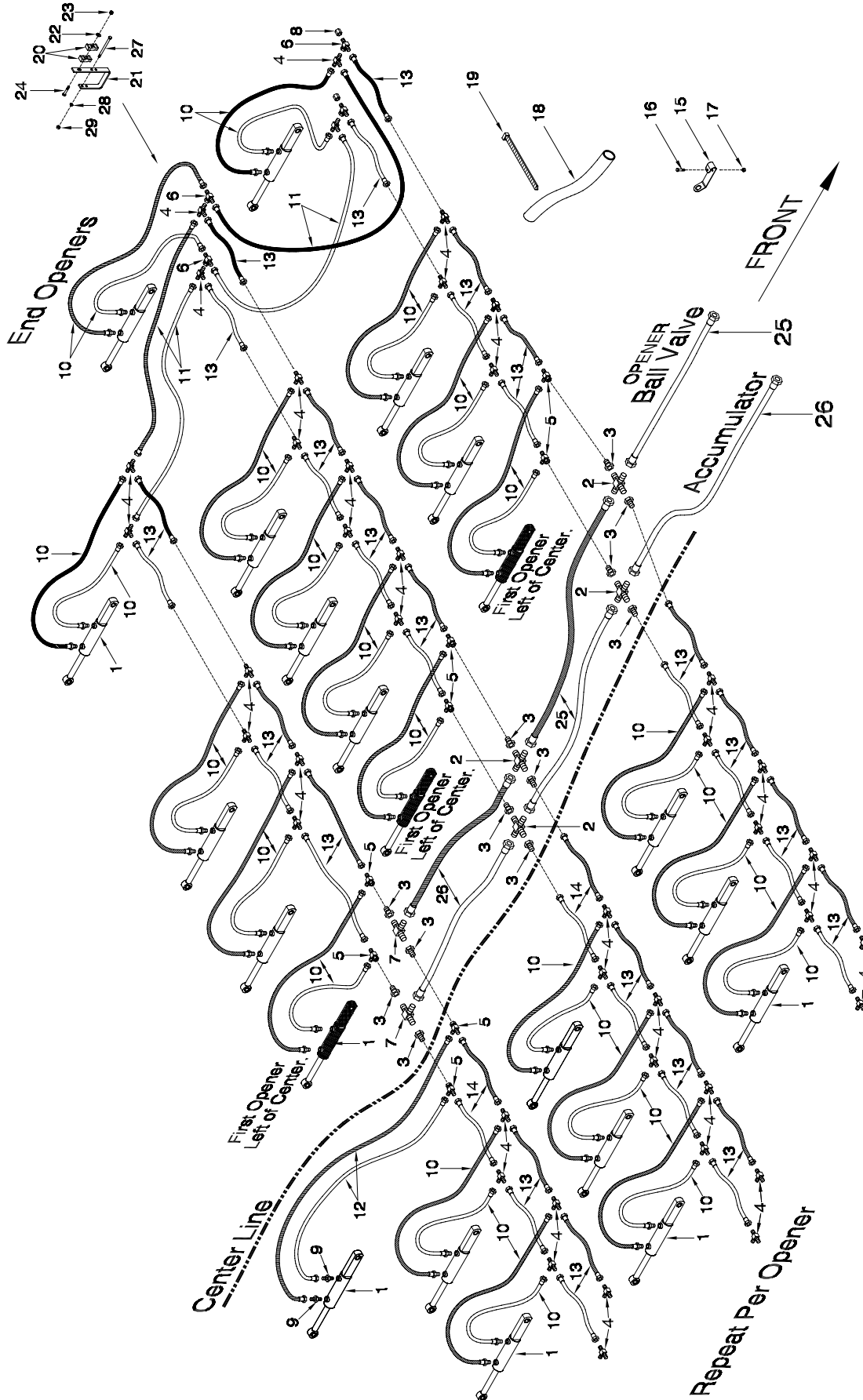


Opener Hydraulics - 41Ft to 86 Ft Accumulator Hydraulics - 2011 to present

Item	Part No.	Description	Qty
1	S47094	2.5 Gallon Hydraulic Accumulator - Global Certified - 41 ft - 51 ft	1
	S47095	5 Gallon Hydraulic Accumulator - Global Certified - 61 ft - 86 ft	1
2	S42320	Mounting Bracket - Accumulator	1
3	C42313	Clamp - Accumulator	1
4	C42314	Base - Accumulator	1
5	S44945	Manifold Block - Down Pressure	1
6	N42880	Valve - 2 Way Ball	1
6A	N42881	Handle - Valve	1
7	S49545	Pressure Transducer	1
8	S42998	Connector - 1/4 FNPT x 9/16-18 FJIC	2
9	S34115	Connector - 9/16-18 JIC x 7/16-20 MORB	1
10	N34620	Connector - Swivel - 7/8-14 MORB x 7/8-14 FJIC	2
11	C14840	Connector - 3/4-16 MORB x 7/8-14 MJIC	4
12	S44929	Tube - Accumulator Mount - 2 x 2 x 6 1/2 Lg	1
13	F10384	Reducer - 9/16-18 MJIC x 7/8-14 FJIC	3
14	C42312	Reducer - 7/8-14 MJIC x 1 5/16-14 MORB	1
15	C42311	Reducer - 1 7/8-14 MORB x 1 5/16-14 FORB	1
16	F24559	Tee - (1) 7/8-14 FJIC x (2) 7/8-14 MJIC	1
17	C-4394	Tee - (3) 7/8-14 MJIC	1
18	H18746	Tee - Swivel - (2) 7/8-14 MJIC x (1) 7/8-14 FJIC	1
19	S29967	90 Elbow - 9/16-18 FJIC x 9/16-18 MJIC	1
20	C24585	90 Elbow - 7/8-14 MJIC x 3/4-16 MORB	5
21	K-5806	90 Elbow - Swivel - 7/8-14 MJIC x 7/8-14 FJIC	3
22	W21963	Hyd Hose - 1/4 x 96 Lg w/9/16-18 MJIC x 9/16-18 FJIC - 80 ft & 86 ft	1
23	C26341	Hyd Hose - 1/4 x 282 Lg w/9/16-18 FJIC - 41 ft to 51 ft and 80 ft & 86 ft	1
	S47639	Hyd Hose - 1/4 x 330 Lg w/9/16-18 FJIC - 61 ft & 71 ft	1
24	C-4468	Hyd Hose - 1/2 x 24 Lg w/7/8-14 FJIC x 7/8-14 FJIC	1
25	C-4404	Hyd Hose - 1/2 x 36 Lg w/7/8-14 FJIC - 41 ft to 71 ft	2
	F-4565	Hyd Hose - 1/2 x 60 Lg w/7/8-14 FJIC - 80 ft & 86 ft	2
26	F-4565	Hyd Hose - 1/2 x 60 Lg w/7/8-14 FJIC - 41 ft to 71 ft	1
	H-4410	Hyd Hose - 1/2 x 96 Lg w/7/8-14 FJIC - 80 ft & 86 ft	1
27	C26337	Hyd Hose - 1/2 x 276 Lg w/7/8-14 FJIC - 41 ft to 51 ft	2
	S39539	Hyd. Hose - 1/2 x 330 - 7/8-14 FJIC Ends - 61 ft & 71 ft	2
	S39523	Hyd. Hose - 1/2 x 420 - 7/8-14 FJIC Ends - 80 ft & 86 ft	2
28	S47642	Multi-Valve Mounting Plate	1
29	S13336	Nylon Tie Strap - 28 1/4 Lg	12
29A	D-4838	Nylon Tie Strap - 1/2 x 14 1/2	8
30	N34443	Male Tip - 3/4-16 MORB	2
30A	N34498	Male Tip - 7/8-14 MORB	1
31	N34488	Pioneer Coupler - 7/8-14 FORB	1
32	S44468	Tag - Hose ID - Reducing Valve - CASE DRAIN	1
33	S29959	Tag - Hose ID - Depth Control - LOWER	1
34	S29958	Tag - Hose ID - Depth Control - RAISE	1
35	C-4262	Decal - Warning - Pressure Hazard	1
36	S44355	Decal - Opener	1
37	W-475	Hex Bolt - 3/8 x 1 Lg	4
38	W-485	Hex Bolt - 1/2 x 1 1/4 Lg	6
39	N34319	U-Bolt - 1/4 x 1 1/2 x 1 3/4 Lg	2
40	D12714	U-Bolt - 3/8 x 2 x 2 3/4 Lg - 41 ft to 71 ft	4
	N15098	U-Bolt - 3/8 x 4 x 5 Lg - 80 ft & 86 ft	4
41	C-4569	U-Bolt - 5/8 x 4 5/8 x 3 1/4 Lg	2
42	W-521	Lockwasher - 1/4	4
43	W-523	Lockwasher - 3/8	12
44	W-525	Lockwasher - 1/2	6
45	W-526	Lockwasher - 5/8	4
46	W-512	Hex Nut - 1/4	4
47	W-514	Hex Nut - 3/8	12
48	W-516	Hex Nut - 1/2	6
49	W-517	Hex Nut - 5/8	4
50	S44930	Decal - Pre-Charged Dry Nitrogen	1
51	S44932	Decal - Compressed Nitrogen - UN1066	1
52	S48845	Pressure Gauge - 2 1/2 Dia with 1/4NPT	1

Opener Hydraulics

10 inch Spacing - 25 & 31 Ft - Prior to 2011

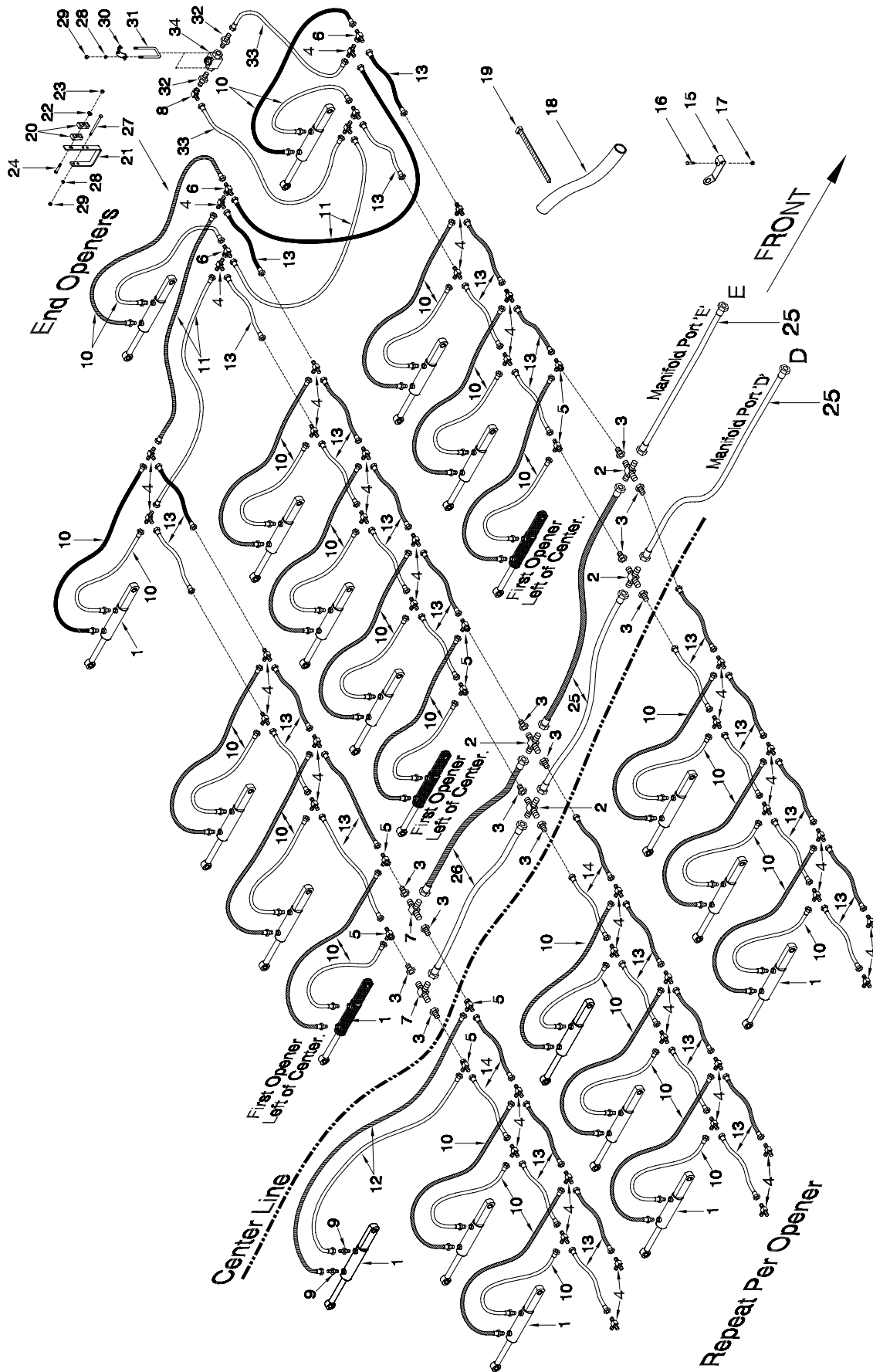


Opener Hydraulics - 10 inch Spacing - 25 & 31 Ft - Prior to 2011

Item	Part No.	Description	Qty
1	C42912	Cylinder	36
2	C-4401	Cross - (4) 7/8-14 MJIC.....	4
3	F10384	Reducer - 7/8-14 MJIC x 9/16-18 MJIC.....	12
4	C-4393	Tee - (3) 9/16-18 MJIC.....	64
5	C-4403	Tee - (2) 9/16-18 MJIC x (1) 9/16-18 FJIC.....	8
6	C14901	Tee - (2) 9/16-18 MJIC x (1) 9/16-18 FJIC.....	8
7	C-4394	Tee - (3) 7/8-14 MJIC	2
8	C44937	Cap Nut - 9/16-18 FJIC.....	4
9	N29358	Connector - 9/16-18 MJIC x 9/16-18 MORB.....	2
10	S44352	Hyd Hose - 1/4 x 24 Lg w/ #6 9/16-18 FJIC x #6 9/16-18 MORB	68
11	C16652	Hyd Hose - 1/4 x 60 Lg w/9/16-18 FJIC.....	8
12	S22406	Hyd Hose - 1/4 x 72 Lg w/ #6 9/16-18 FJIC.....	2
13	S42967	Hyd Hose - 3/8 x 30 Lg w/ #6 9/16-18 FJIC.....	60
14	S42969	Hyd Hose - 3/8 x 36 Lg w/ #6 9/16-18 FJIC.....	4
15	S44365	Hose Holder	36
16	N36128	Hex Bolt - 1/4 x 1 1/2.....	36
17	N22778	Lock Nut - 1/4.....	36
18	R480045	Hose Cover - 2 ID x 8 Lg (Bulk/foot)	AsReq
19	D-4951	Nylon Tie Strap - 1/2 x 7 3/8.....	AsReq
20	C-4698	Oil Line Clamp	12
21	C14411	Oil Line Bracket.....	6
22	W-538	Flatwasher - 3/8	6
23	M-3388	Lock Nut - 3/8.....	6
24	W-480	Hex Bolt - 3/8 x 2 1/2.....	6
25	K-5685	Hyd Hose - 1/2 x 48 Lg w/7/8-14 FJIC.....	3
26	F-4565	Hyd Hose - 1/2 x 60 Lg w/7/8-14 FJIC.....	3
27	C-3918	Hex Bolt - 3/8 x 5 Lg.....	6
28	W-523	Lockwasher - 3/8.....	6
29	W-514	Hex Nut - 3/8	6

Opener Hydraulics

10 inch Spacing - 25 & 31 Ft - 2011 to present

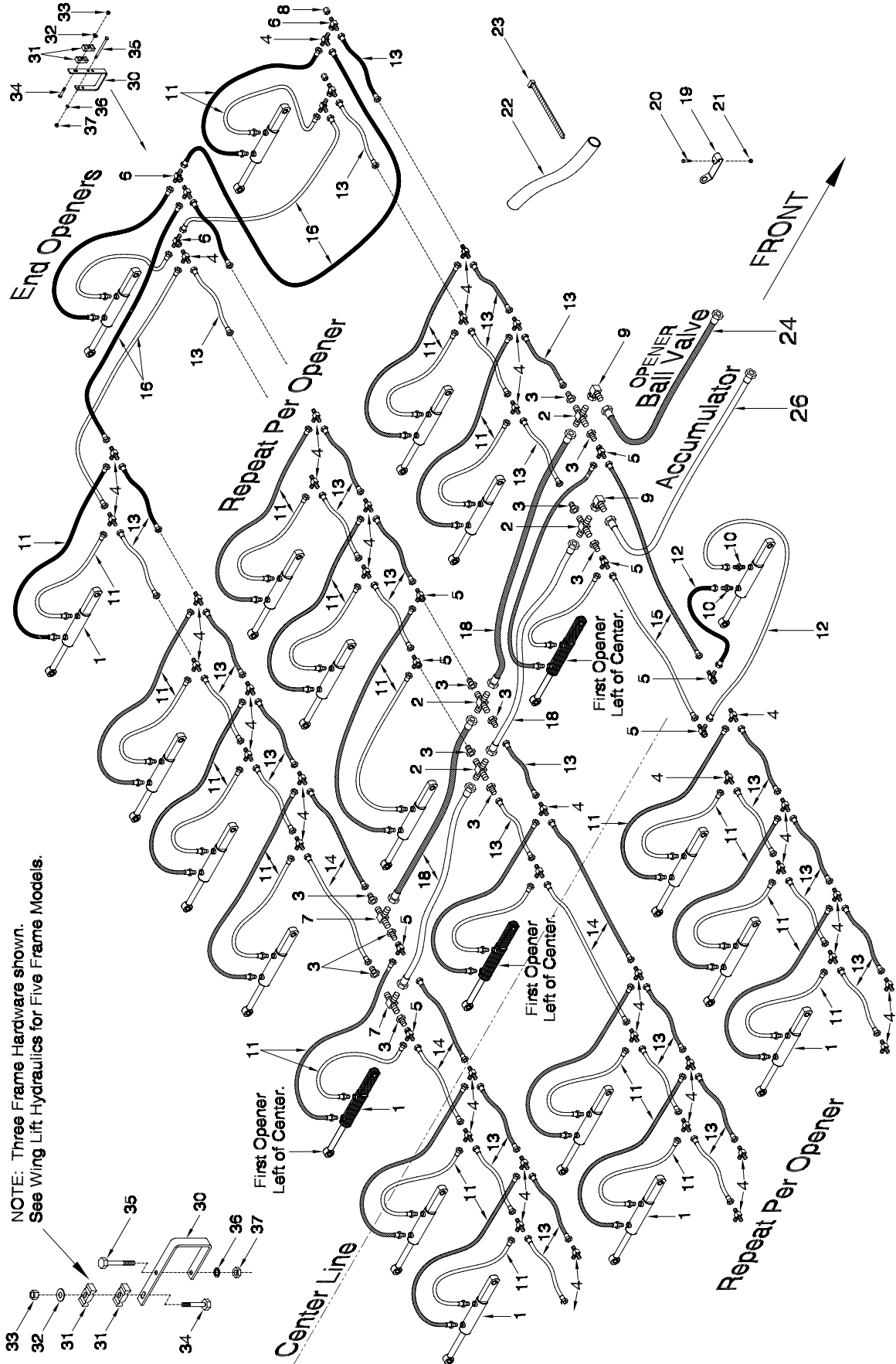


Opener Hydraulics - 10 inch Spacing - 25 & 31 Ft - 2011 to present

Item	Part No.	Description	Qty
1	C42912	Cylinder	36
2	C-4401	Cross - (4) 7/8-14 MJIC.....	4
3	F10384	Reducer - 7/8-14 MJIC x 9/16-18 MJIC.....	12
4	C-4393	Tee - (3) 9/16-18 MJIC.....	64
5	C-4403	Tee - (2) 9/16-18 MJIC x (1) 9/16-18 FJIC.....	8
6	C14901	Tee - (2) 9/16-18 MJIC x (1) 9/16-18 FJIC.....	8
7	C-4394	Tee - (3) 7/8-14 MJIC	2
8	S29967	90 Elbow - 9/16-18 FJIC x 9/16-18 MJIC	2
9	N29358	Connector - 9/16-18 MJIC x 9/16-18 MORB.....	2
10	S44352	Hyd Hose - 1/4 x 24 Lg w/ #6 9/16-18 FJIC x #6 9/16-18 MORB	68
11	C16652	Hyd Hose - 1/4 x 60 Lg w/9/16-18 FJIC.....	8
12	S22406	Hyd Hose - 1/4 x 72 Lg w/ #6 9/16-18 FJIC.....	2
13	S42967	Hyd Hose - 3/8 x 30 Lg w/ #6 9/16-18 FJIC.....	60
14	S42969	Hyd Hose - 3/8 x 36 Lg w/ #6 9/16-18 FJIC.....	4
15	S44365	Hose Holder	36
16	N36128	Hex Bolt - 1/4 x 1 1/2.....	36
17	N22778	Lock Nut - 1/4.....	36
18	R480045	Hose Cover - 2 ID x 8 Lg (Bulk/foot)	AsReq
19	D-4951	Nylon Tie Strap - 1/2 x 7 3/8.....	AsReq
20	C-4698	Oil Line Clamp	12
21	C14411	Oil Line Bracket.....	6
22	W-538	Flatwasher - 3/8	6
23	M-3388	Lock Nut - 3/8.....	6
24	W-480	Hex Bolt - 3/8 x 2 1/2.....	6
25	K-5685	Hyd Hose - 1/2 x 48 Lg w/7/8-14 FJIC.....	4
26	F-4565	Hyd Hose - 1/2 x 60 Lg w/7/8-14 FJIC.....	2
27	C-3918	Hex Bolt - 3/8 x 5 Lg.....	6
28	W-523	Lockwasher - 3/8.....	6
29	W-514	Hex Nut - 3/8	6
30	S47556	Mount Plate - Ball Valve	4
31	N15097	U-Bolt - 3/8 x 2 3/8 x 5 Lg	4
32	C15348	Connector - 9/16-18 MJIC x 3/4-16 MORB	4
33	C-4552	Hyd Hose - 1/4 x 24Lg w/ #6 9/16-18 FJIC.....	4
34	N42880	Lock Valve	2

Opener Hydraulics

10 inch Spacing - 41 Ft to 71 Ft - Prior to 2011

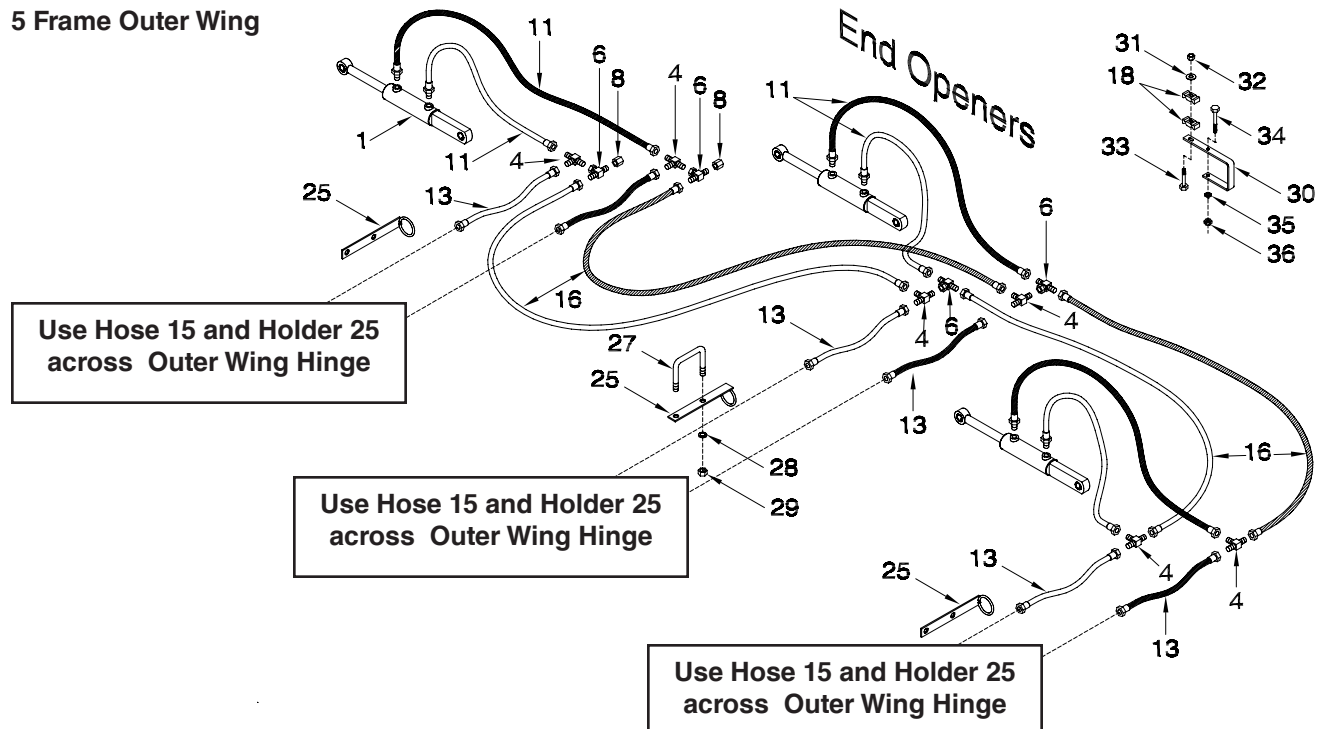


NOTE: Three Frame Hardware shown.
See Wing Lift Hydraulics for Five Frame Models.

Opener Hydraulics - 10 inch Spacing - 41 Ft to 71 Ft - Prior to 2011

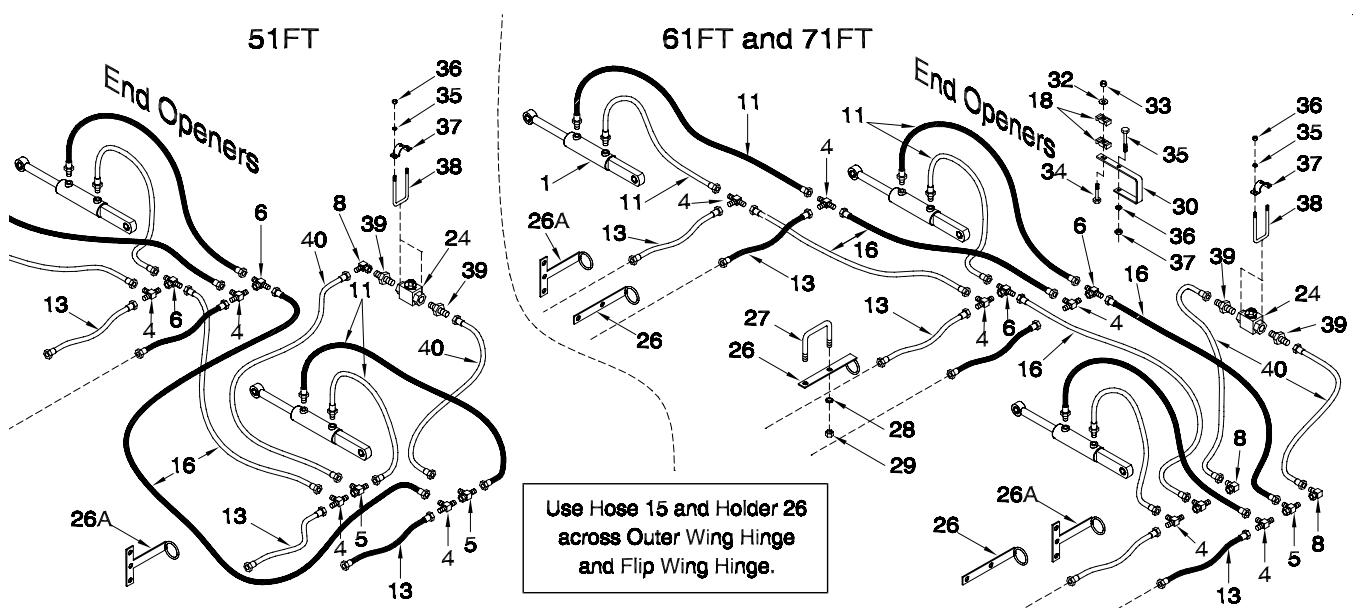
Item	Part No.	Description	Qty
1	C42912	Cylinder	AsReq
2	C-4401	Cross - (4) 7/8-14 MJIC	4
3	F10384	Reducer - 7/8-14 MJIC x 9/16-18 MJIC	12
4	C-4393	Tee - (3) 9/16-18 MJIC	AsReq
5	C-4403	Tee - (2) 9/16-18 MJIC x (1) 9/16-18 FJIC	8
6	C14901	Tee - (2) 9/16-18 MJIC x (1) 9/16-18 FJIC	8
7	C-4394	Tee - (3) 7/8-14 MJIC	2
8	C44937	Cap Nut - 9/16-18 FJIC	4
9	K-5806	90 Elbow - Swivel - 7/8-14 MJIC x 7/8-14 FJIC	2
10	N29358	Connector - 9/16-18 MJIC x 9/16-18 MORB	2
11	S44352	Hyd Hose - 1/4 x 24 Lg w/ #6 9/16-18 FJIC x #6 9/16-18 MORB	AsReq
12	D17843	Hyd Hose - 1/4 x 40 Lg w/ #6 9/16-18 FJIC - 3 Frame	2
	H18266	Hyd Hose - 1/4 x 80 Lg w/ #6 9/16-18 FJIC - 5 Frame	2
13	S42967	Hyd Hose - 3/8 x 30 Lg w/ #6 9/16-18 FJIC	AsReq
14	S42969	Hyd Hose - 3/8 x 36 Lg w/ #6 9/16-18 FJIC	6
15	S44353	Hyd Hose - 3/8 x 48 Lg w/ #6 9/16-18 FJIC	2
16	C16652	Hyd Hose - 1/4 x 60 Lg w/9/16-18 FJIC	8
17	S22406	Hyd Hose - 1/4 x 72 Lg w/9/16-18 FJIC	4
18	K-5685	Hyd Hose - 1/2 x 48 Lg w/7/8-14 FJIC	4
19	S44365	Hose Holder	AsReq
20	N36128	Hex Bolt - 1/4 x 1 1/2	AsReq
21	N22778	Lock Nut - 1/4	AsReq
22	R480045	Hose Cover 2 ID Bulk/foot	AsReq
23	D-4951	Nylon Tie Strap - 1/2 x 7 3/8	AsReq
24	C-4404	Hyd Hose - 1/2 x 36 Lg w/7/8-14 FJIC x 7/8-14 FJIC	1
25	S44313	Hose Holder - 5 Frame Models	6
26	F-4565	Hyd Hose - 1/2 x 60 Lg w/7/8-14 FJIC	1
27	C-4569	U-Bolt - 5/8 x 4 x 3 1/4 Lg - 5 Frame Models	2
28	W-526	Lockwasher - 5/8	4
29	W-517	Hex Nut - 5/8	4
30	C14411	Oil Line Bracket	6
31	C-4698	Oil Line Clamp	12
32	W-538	Flatwasher - 3/8	6
33	M-3388	Locknut - 3/8	6
34	W-480	Hex Bolt - 3/8 x 2 1/2	6
35	C-3918	Hex Bolt - 3/8 x 5 Lg	6
36	W-523	Lockwasher - 3/8	6
37	W-514	Hex Nut - 3/8	6

5 Frame Outer Wing



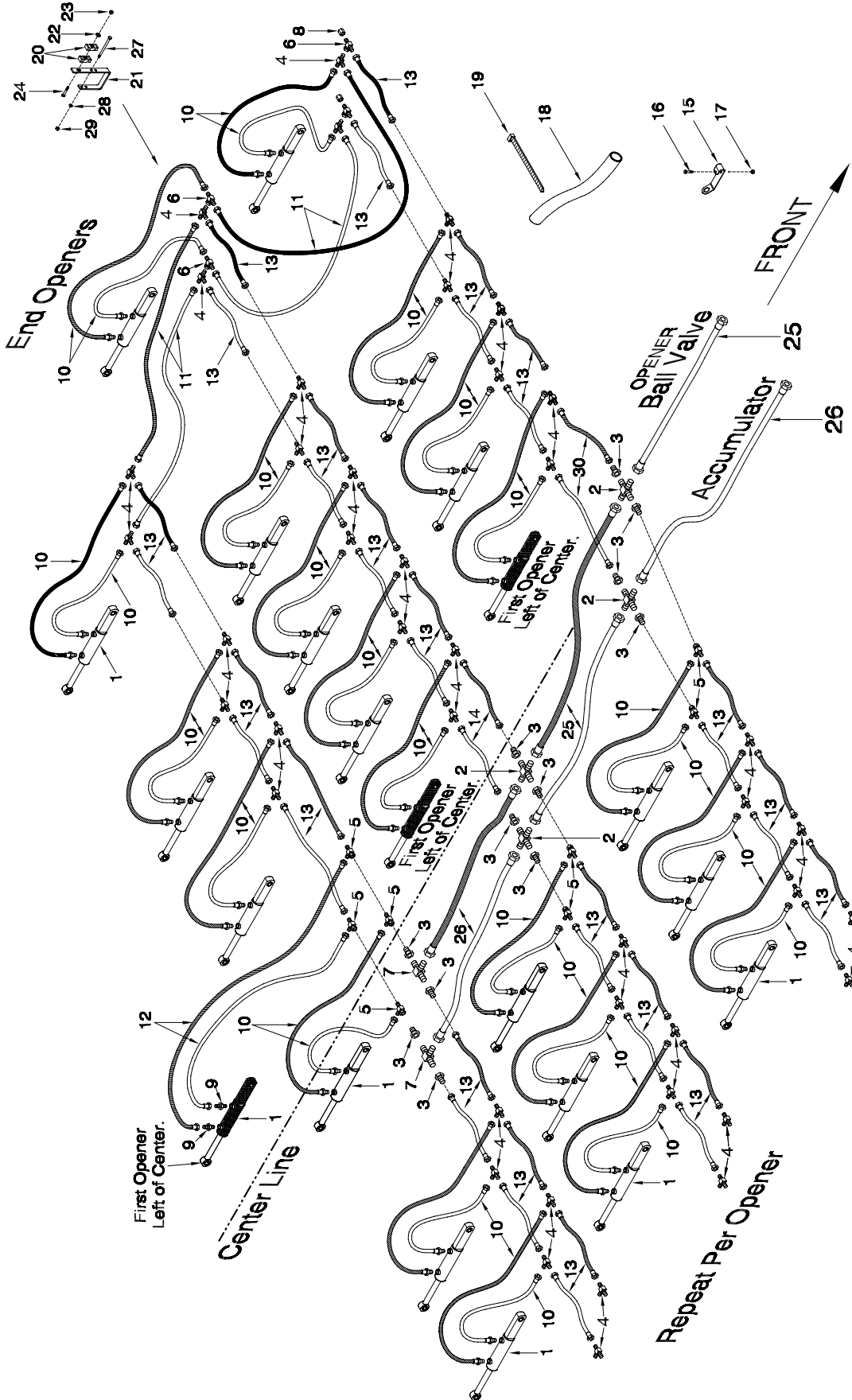
Opener Hydraulics - 10 inch Spacing - 41 Ft to 71 Ft - 2011 to present

Item	Part No.	Description	Qty
1	C42912	Cylinder	AsReq
2	C-4401	Cross - (4) 7/8-14 MJIC.....	4
3	F10384	Reducer - 7/8-14 MJIC x 9/16-18 MJIC.....	12
4	C-4393	Tee - (3) 9/16-18 MJIC.....	AsReq
5	C-4403	Tee - (2) 9/16-18 MJIC x (1) 9/16-18 FJIC.....	8
6	C14901	Tee - (2) 9/16-18 MJIC x (1) 9/16-18 FJIC.....	8
7	C-4394	Tee - (3) 7/8-14 MJIC	2
8	S29967	90 Elbow - 9/16-18 FJIC x 9/16-18 MJIC	2
9	K-5806	90 Elbow - Swivel - 7/8-14 MJIC x 7/8-14 FJIC	2
10	N29358	Connector - 9/16-18 MJIC x 9/16-18 MORB.....	2
11	S44352	Hyd Hose - 1/4 x 24 Lg w/ #6 9/16-18 FJIC x #6 9/16-18 MORB	AsReq
12	D17843	Hyd Hose - 1/4 x 40 Lg w/ #6 9/16-18 FJIC - 3 Frame.....	2
	H18266	Hyd Hose - 1/4 x 80 Lg w/ #6 9/16-18 FJIC - 5 Frame.....	2
13	S42967	Hyd Hose - 3/8 x 30 Lg w/ #6 9/16-18 FJIC	AsReq
14	S42969	Hyd Hose - 3/8 x 36 Lg w/ #6 9/16-18 FJIC.....	6
15	S44353	Hyd Hose - 3/8 x 48 Lg w/ #6 9/16-18 FJIC.....	2
16	C16652	Hyd Hose - 1/4 x 60 Lg w/9/16-18 FJIC.....	8
17	K-5685	Hyd Hose - 1/2 x 48 Lg w/7/8-14 FJIC.....	4
18	C-4698	Oil Line Clamp	12
19	S44365	Hose Holder.....	AsReq
20	N36128	Hex Bolt - 1/4 x 1 1/2.....	AsReq
21	N22778	Lock Nut - 1/4.....	AsReq
22	R480045	Hose Cover 2 ID Bulk/foot.....	AsReq
23	D-4951	Nylon Tie Strap - 1/2 x 7 3/8.....	AsReq
24	N42880	Lock Valve	2
25	C-4404	Hyd Hose - 1/2 x 36 Lg w/7/8-14 FJIC x 7/8-14 FJIC	2
26	S44313	Hose Holder - 61 ft and 71 ft.....	6
26A	S47749	Hose Holder - 51 ft.....	6
27	C-4569	U-Bolt - 5/8 x 4 x 3 1/4 Lg - 5 Frame Models	2
28	W-526	Lockwasher - 5/8.....	4
29	W-517	Hex Nut - 5/8.....	4
30	C14411	Oil Line Bracket.....	6
31	W-538	Flatwasher - 3/8.....	6
32	M-3388	Locknut - 3/8	6
33	W-480	Hex Bolt - 3/8 x 2 1/2.....	6
34	C-3918	Hex Bolt - 3/8 x 5 Lg.....	6
35	W-523	Lockwasher - 3/8.....	6
36	W-514	Hex Nut - 3/8	6
37	S47556	Mount Plate - Ball Valve	4
38	N15097	U-Bolt - 3/8 x 2 3/8 x 5 Lg	4
39	C15348	Connector - 9/16-18 MJIC x 3/4-16 MORB	4
40	C-4552	Hyd Hose - 1/4 x 24Lg w/ #6 9/16-18 FJIC.....	4



Opener Hydraulics

12 inch Spacing - 25 & 31 Ft - Prior to 2011

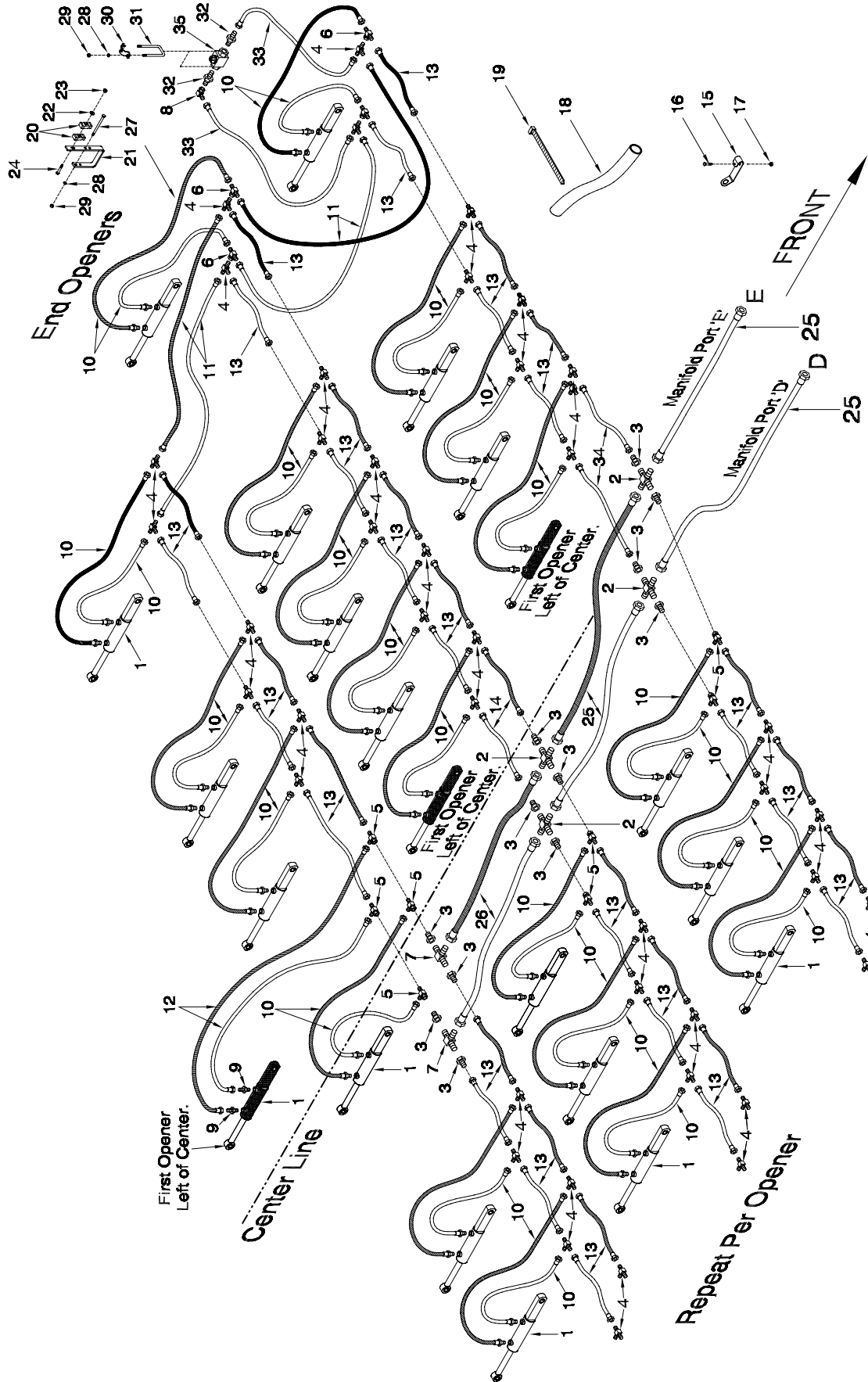


Opener Hydraulics - 12 inch Spacing - 25 & 31 Ft - Prior to 2011

Item	Part No.	Description	Qty
1	C42912	Cylinder	31
2	C-4401	Cross - (4) 7/8-14 MJIC.....	4
3	F10384	Reducer - 7/8-14 MJIC x 9/16-18 MJIC.....	12
4	C-4393	Tee - (3) 9/16-18 MJIC.....	54
5	C-4403	Tee - (2) 9/16-18 MJIC x (1) 9/16-18 FJIC.....	8
6	C14901	Tee - (2) 9/16-18 MJIC x (1) 9/16-18 FJIC.....	8
7	C-4394	Tee - (3) 7/8-14 MJIC	2
8	C44937	Cap Nut - 9/16-18 FJIC.....	4
9	N29358	Connector - 9/16-18 MJIC x 9/16-18 MORB.....	2
10	S44352	Hyd Hose - 1/4 x 24 Lg w/ #6 9/16-18 FJIC x #6 9/16-18 MORB	60
11	C16652	Hyd Hose - 1/4 x 60 Lg w/9/16-18 FJIC.....	8
12	S22406	Hyd Hose - 1/4 x 72 Lg w/ #6 9/16-18 FJIC.....	2
13	S42969	Hyd Hose - 3/8 x 36 Lg w/ #6 9/16-18 FJIC.....	52
14	S44353	Hyd Hose - 3/8 x 48 Lg w/ #6 9/16-18 FJIC.....	2
15	S44365	Hose Holder	31
16	N36128	Hex Bolt - 1/4 x 1 1/2.....	31
17	N22778	Lock Nut - 1/4.....	31
18	R480045	Hose Cover - 2 ID x 8 Lg (Bulk/foot)	AsReq
19	D-4951	Nylon Tie Strap - 1/2 x 7 3/8.....	AsReq
20	C-4698	Oil Line Clamp	12
21	C14411	Oil Line Bracket.....	6
22	W-538	Flatwasher - 3/8	6
23	M-3388	Locknut - 3/8	6
24	W-480	Hex Bolt - 3/8 x 2 1/2.....	6
25	K-5685	Hyd Hose - 1/2 x 48 Lg w/7/8-14 FJIC.....	3
26	F-4565	Hyd Hose - 1/2 x 60 Lg w/7/8-14 FJIC.....	3
27	C-3918	Hex Bolt - 3/8 x 5 Lg.....	6
28	W-523	Lockwasher - 3/8.....	6
29	W-514	Hex Nut - 3/8.....	6
30	S47799	Hyd Hose - 3/8 x 60 Lg w/ #6 9/16-18 FJIC.....	2

Opener Hydraulics

12 inch Spacing - 25 & 31 Ft - 2011 to present

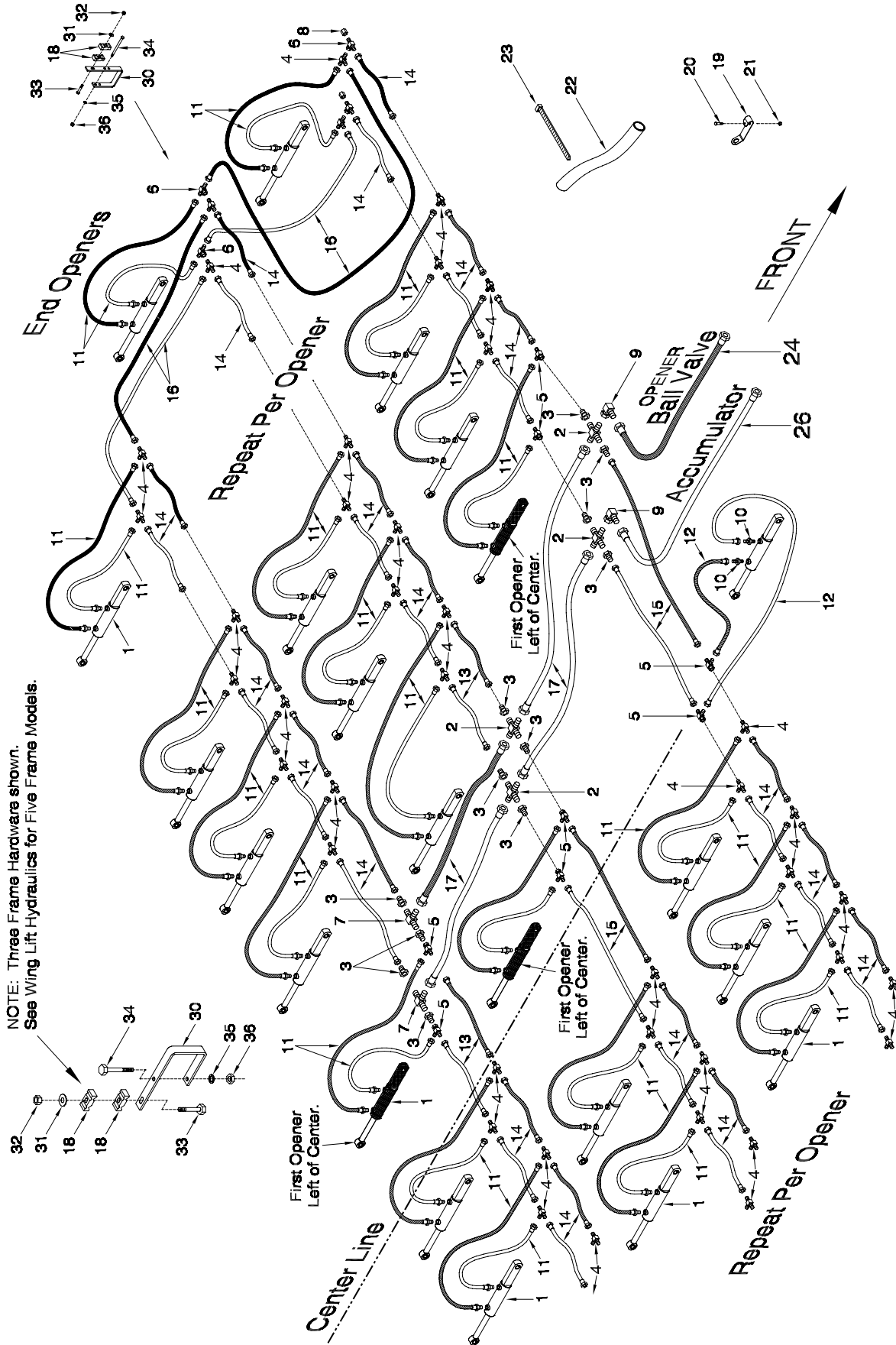


Opener Hydraulics - 12 inch Spacing - 25 & 31 Ft - 2011 to present

Item	Part No.	Description	Qty
1	C42912	Cylinder	31
2	C-4401	Cross - (4) 7/8-14 MJIC.....	4
3	F10384	Reducer - 7/8-14 MJIC x 9/16-18 MJIC.....	12
4	C-4393	Tee - (3) 9/16-18 MJIC.....	54
5	C-4403	Tee - (2) 9/16-18 MJIC x (1) 9/16-18 FJIC.....	8
6	C14901	Tee - (2) 9/16-18 MJIC x (1) 9/16-18 FJIC.....	8
7	C-4394	Tee - (3) 7/8-14 MJIC	2
8	S29967	90 Elbow - 9/16-18 FJIC x 9/16-18 MJIC	2
9	N29358	Connector - 9/16-18 MJIC x 9/16-18 MORB.....	2
10	S44352	Hyd Hose - 1/4 x 24 Lg w/ #6 9/16-18 FJIC x #6 9/16-18 MORB	60
11	C16652	Hyd Hose - 1/4 x 60 Lg w/9/16-18 FJIC.....	8
12	S22406	Hyd Hose - 1/4 x 72 Lg w/ #6 9/16-18 FJIC.....	2
13	S42969	Hyd Hose - 3/8 x 36 Lg w/ #6 9/16-18 FJIC.....	52
14	S44353	Hyd Hose - 3/8 x 48 Lg w/ #6 9/16-18 FJIC.....	2
15	S44365	Hose Holder	31
16	N36128	Hex Bolt - 1/4 x 1 1/2.....	31
17	N22778	Lock Nut - 1/4.....	31
18	R480045	Hose Cover - 2 ID x 8 Lg (Bulk/foot)	AsReq
19	D-4951	Nylon Tie Strap - 1/2 x 7 3/8.....	AsReq
20	C-4698	Oil Line Clamp	12
21	C14411	Oil Line Bracket.....	6
22	W-538	Flatwasher - 3/8	6
23	M-3388	Locknut - 3/8	6
24	W-480	Hex Bolt - 3/8 x 2 1/2.....	6
25	K-5685	Hyd Hose - 1/2 x 48 Lg w/7/8-14 FJIC.....	4
26	F-4565	Hyd Hose - 1/2 x 60 Lg w/7/8-14 FJIC.....	2
27	C-3918	Hex Bolt - 3/8 x 5 Lg.....	6
28	W-523	Lockwasher - 3/8.....	6
29	W-514	Hex Nut - 3/8	6
30	S47556	Mount Plate - Ball Valve	4
31	N15097	U-Bolt - 3/8 x 2 3/8 x 5 Lg	4
32	C15348	Connector - 9/16-18 MJIC x 3/4-16 MORB	4
33	C-4552	Hyd Hose - 1/4 x 24Lg w/ #6 9/16-18 FJIC.....	4
34	S47799	Hyd Hose - 3/8 x 60 Lg w/ #6 9/16-18 FJIC.....	2
35	N42880	Lock Valve	2

Opener Hydraulics

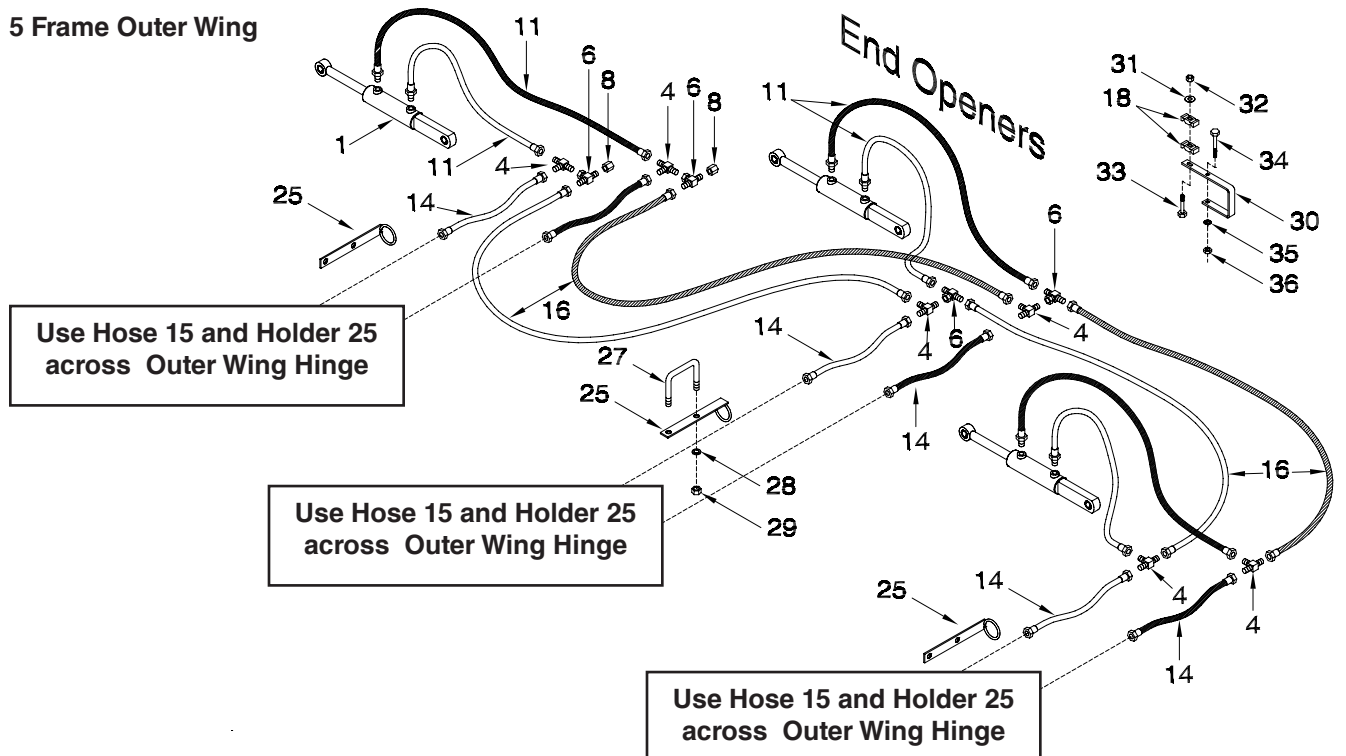
12 inch Spacing - 41 Ft to 71 Ft - Prior to 2011



Opener Hydraulics - 12 inch Spacing - 41 Ft to 71 Ft - Prior to 2011

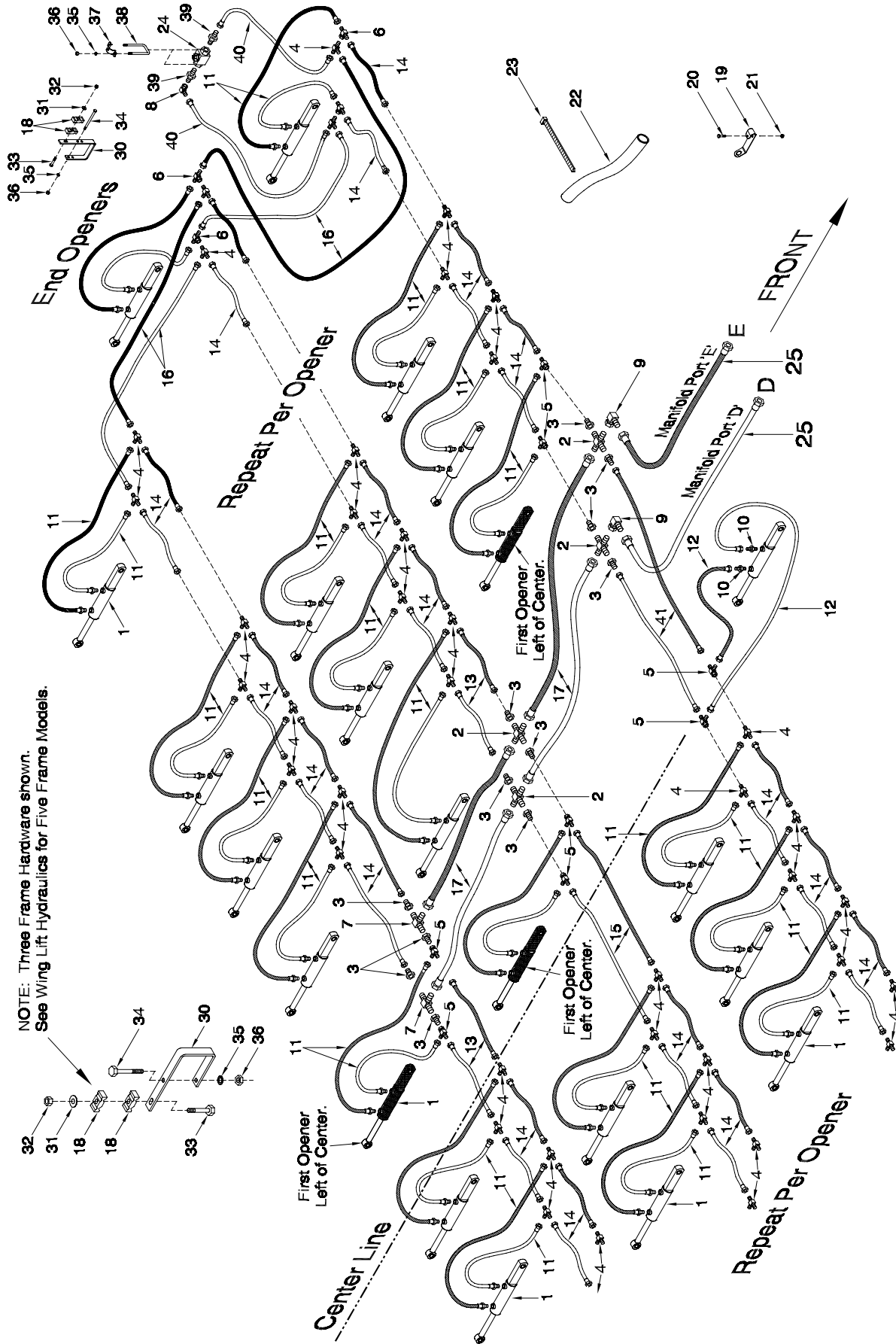
Item	Part No.	Description	Qty
1	C42912	Cylinder	AsReq
2	C-4401	Cross - (4) 7/8-14 MJIC	4
3	F10384	Reducer - 7/8-14 MJIC x 9/16-18 MJIC	12
4	C-4393	Tee - (3) 9/16-18 MJIC	AsReq
5	C-4403	Tee - (2) 9/16-18 MJIC x (1) 9/16-18 FJIC	8
6	C14901	Tee - (2) 9/16-18 MJIC x (1) 9/16-18 FJIC	8
7	C-4394	Tee - (3) 7/8-14 MJIC	2
8	C44937	Cap Nut - 9/16-18 FJIC	4
9	K-5806	90 Elbow - Swivel - 7/8-14 MJIC x 7/8-14 FJIC	2
10	N29358	Connector - 9/16-18 MJIC x 9/16-18 MORB	2
11	S44352	Hyd Hose - 1/4 x 24 Lg w/ #6 9/16-18 FJIC x #6 9/16-18 MORB	AsReq
12	D17843	Hyd Hose - 1/4 x 40 Lg w/ #6 9/16-18 FJIC - 3 Frame	2
	H18266	Hyd Hose - 1/4 x 80 Lg w/ #6 9/16-18 FJIC - 5 Frame	2
13	S42967	Hyd Hose - 3/8 x 30 Lg w/ #6 9/16-18 FJIC	4
14	S42969	Hyd Hose - 3/8 x 36 Lg w/ #6 9/16-18 FJIC	AsReq
15	S44353	Hyd Hose - 3/8 x 48 Lg w/ #6 9/16-18 FJIC	4
16	C16652	Hyd Hose - 1/4 x 60 Lg w/9/16-18 FJIC	8
17	K-5685	Hyd Hose - 1/2 x 48 Lg w/7/8-14 FJIC	4
18	C-4698	Oil Line Clamp	12
19	S44365	Hose Holder	AsReq
20	N36128	Hex Bolt - 1/4 x 1 1/2	AsReq
21	N22778	Lock Nut - 1/4	AsReq
22	R480045	Hose Cover 2 ID Bulk/foot	AsReq
23	D-4951	Nylon Tie Strap - 1/2 x 7 3/8	AsReq
24	C-4404	Hyd Hose - 1/2 x 36 Lg w/7/8-14 FJIC x 7/8-14 FJIC	1
25	S44313	Hose Holder - 5 Frame Models	6
26	F-4565	Hyd Hose - 1/2 x 60 Lg w/7/8-14 FJIC	1
27	C-4569	U-Bolt - 5/8 x 4 x 3 1/4 Lg - 5 Frame Models	2
28	W-526	Lockwasher - 5/8	4
29	W-517	Hex Nut - 5/8	4
30	C14411	Oil Line Bracket	6
31	W-538	Flatwasher - 3/8	6
32	M-3388	Locknut - 3/8	6
33	W-480	Hex Bolt - 3/8 x 2 1/2	6
34	C-3918	Hex Bolt - 3/8 x 5 Lg	6
35	W-523	Lockwasher - 3/8	6
36	W-514	Hex Nut - 3/8	6

5 Frame Outer Wing



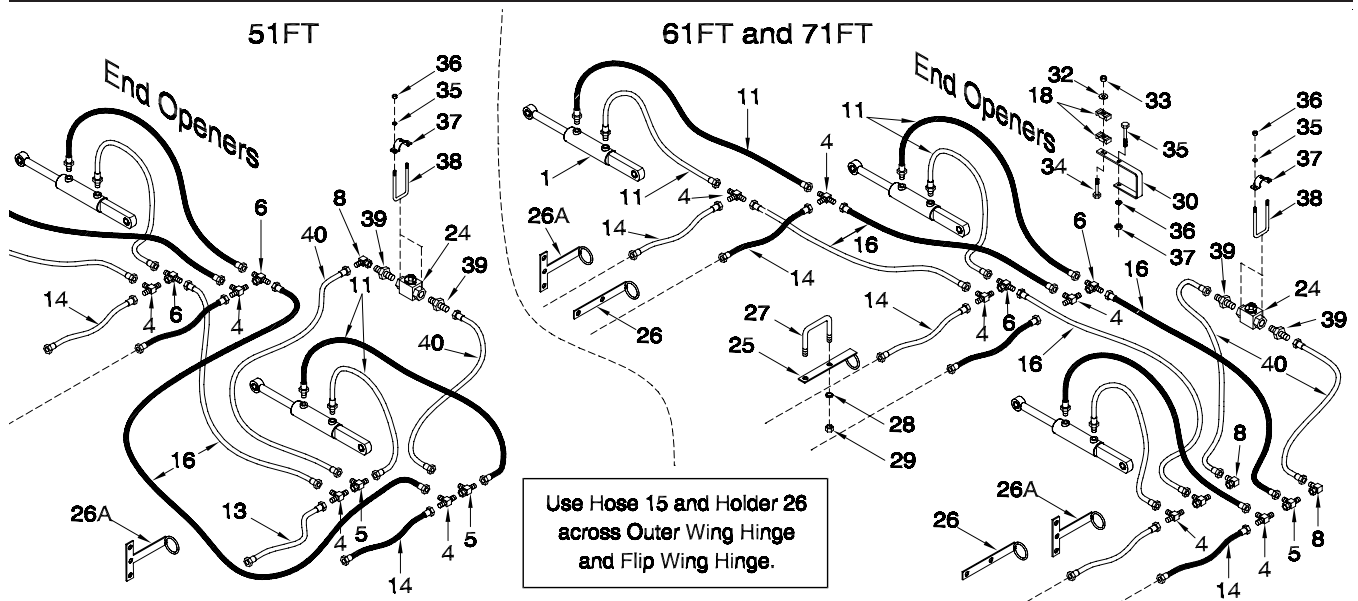
Opener Hydraulics

12 inch Spacing - 41 Ft to 71 Ft - 2011 to present



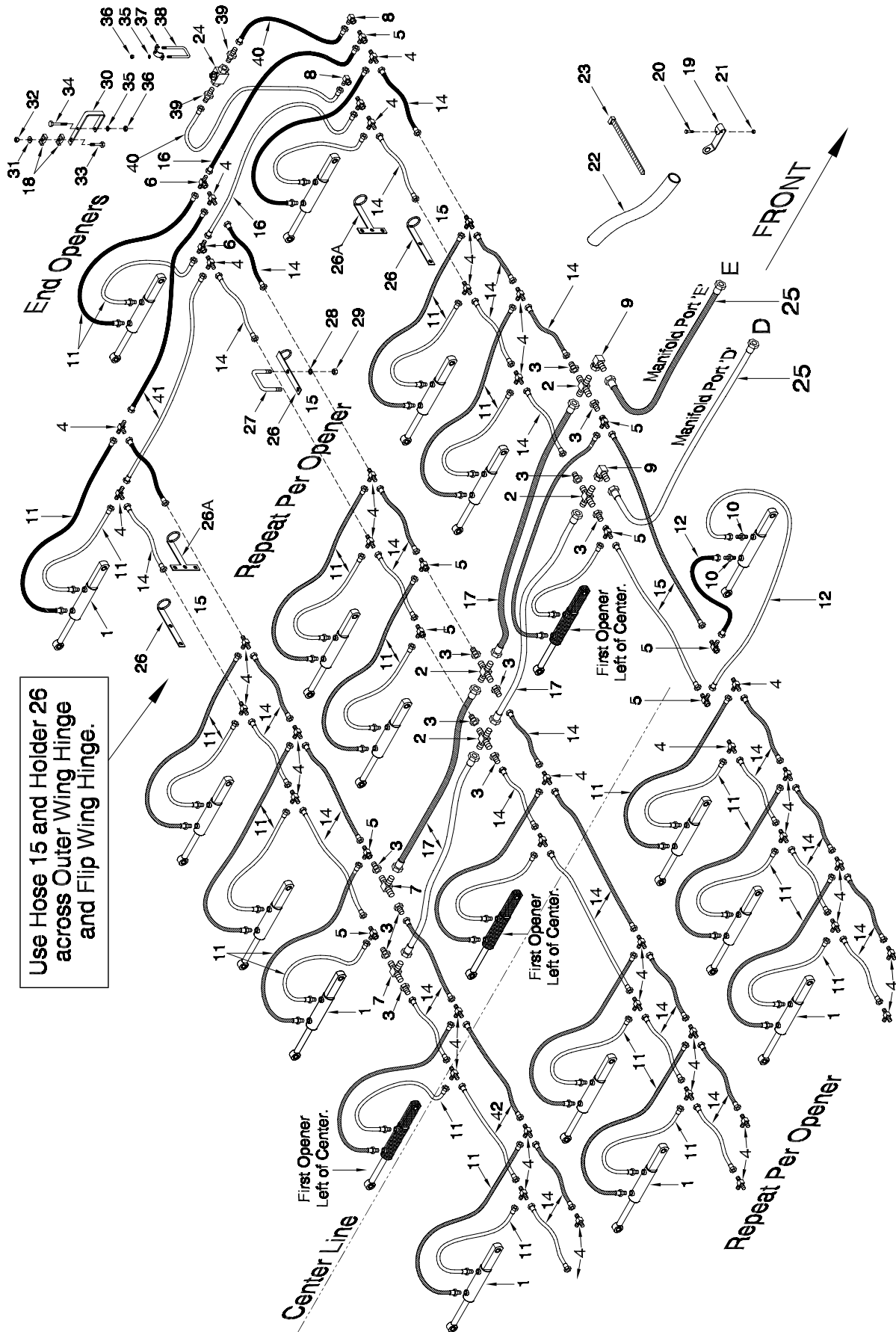
Opener Hydraulics - 12 inch Spacing - 41 Ft to 71 Ft - 2011 to present

Item	Part No.	Description	Qty
1	C42912	Cylinder	AsReq
2	C-4401	Cross - (4) 7/8-14 MJIC.....	4
3	F10384	Reducer - 7/8-14 MJIC x 9/16-18 MJIC.....	12
4	C-4393	Tee - (3) 9/16-18 MJIC.....	AsReq
5	C-4403	Tee - (2) 9/16-18 MJIC x (1) 9/16-18 FJIC.....	8
6	C14901	Tee - (2) 9/16-18 MJIC x (1) 9/16-18 FJIC.....	8
7	C-4394	Tee - (3) 7/8-14 MJIC.....	2
8	S29967	90 Elbow - 9/16-18 FJIC x 9/16-18 MJIC	2
9	K-5806	90 Elbow - Swivel - 7/8-14 MJIC x 7/8-14 FJIC	2
10	N29358	Connector - 9/16-18 MJIC x 9/16-18 MORB.....	2
11	S44352	Hyd Hose - 1/4 x 24 Lg w/ #6 9/16-18 FJIC x #6 9/16-18 MORB	AsReq
12	D17843	Hyd Hose - 1/4 x 40 Lg w/ #6 9/16-18 FJIC - 41 ft, 47 ft & 51 ft.....	2
	H18266	Hyd Hose - 1/4 x 80 Lg w/ #6 9/16-18 FJIC - 61 ft & 71 ft.....	2
13	S42967	Hyd Hose - 3/8 x 30 Lg w/ #6 9/16-18 FJIC.....	4
14	S42969	Hyd Hose - 3/8 x 36 Lg w/ #6 9/16-18 FJIC.....	AsReq
15	S44353	Hyd Hose - 3/8 x 48 Lg w/ #6 9/16-18 FJIC.....	4
16	C16652	Hyd Hose - 1/4 x 60 Lg w/9/16-18 FJIC.....	8
17	K-5685	Hyd Hose - 1/2 x 48 Lg w/7/8-14 FJIC.....	4
18	C-4698	Oil Line Clamp	12
19	S44365	Hose Holder.....	AsReq
20	N36128	Hex Bolt - 1/4 x 1 1/2.....	AsReq
21	N22778	Lock Nut - 1/4.....	AsReq
22	R480045	Hose Cover 2 ID Bulk/foot.....	AsReq
23	D-4951	Nylon Tie Strap - 1/2 x 7 3/8.....	AsReq
24	N42880	Lock Valve	2
25	C-4404	Hyd Hose - 1/2 x 36 Lg w/7/8-14 FJIC x 7/8-14 FJIC	2
26	S44313	Hose Holder - 61 ft and 71 ft.....	6
26A	S47749	Hose Holder - 51 ft.....	6
27	C-4569	U-Bolt - 5/8 x 4 x 3 1/4 Lg - 51 ft to 71 ft	2
28	W-526	Lockwasher - 5/8.....	4
29	W-517	Hex Nut - 5/8.....	4
30	C14411	Oil Line Bracket.....	6
31	W-538	Flatwasher - 3/8.....	6
32	M-3388	Locknut - 3/8	6
33	W-480	Hex Bolt - 3/8 x 2 1/2.....	6
34	C-3918	Hex Bolt - 3/8 x 5 Lg.....	6
35	W-523	Lockwasher - 3/8.....	6
36	W-514	Hex Nut - 3/8	6
37	S47556	Mount Plate - Ball Valve	4
38	N15097	U-Bolt - 3/8 x 2 3/8 x 5 Lg	4
39	C15348	Connector - 9/16-18 MJIC x 3/4-16 MORB	4
40	C-4552	Hyd Hose - 1/4 x 24Lg w/ #6 9/16-18 FJIC.....	4
41	S48883	Hyd Hose - 3/8 x 52 Lg w/ #6 9/16-18 FJIC.....	2



Opener Hydraulics

12 inch Spacing - 80 Ft and 86 Ft

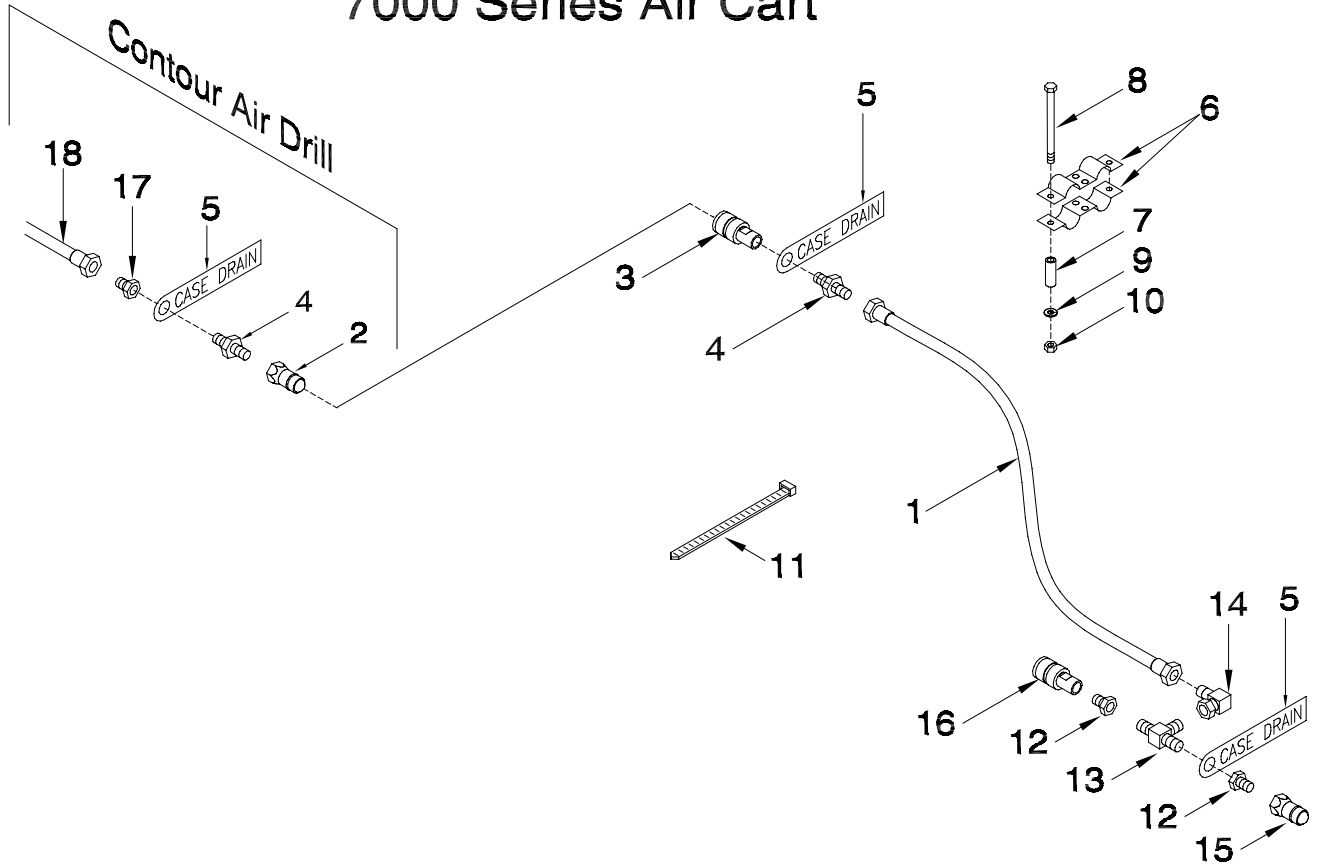


Opener Hydraulics - 12 inch Spacing - 80 Ft and 86 Ft

Item	Part No.	Description	Qty
1	C42912	Cylinder	AsReq
2	C-4401	Cross - (4) 7/8-14 MJIC.....	4
3	F10384	Reducer - 7/8-14 MJIC x 9/16-18 MJIC.....	12
4	C-4393	Tee - (3) 9/16-18 MJIC.....	AsReq
5	C-4403	Tee - (2) 9/16-18 MJIC x (1) 9/16-18 FJIC.....	8
6	C14901	Tee - (2) 9/16-18 MJIC x (1) 9/16-18 FJIC.....	8
7	C-4394	Tee - (3) 7/8-14 MJIC	2
8	S29967	90 Elbow - 9/16-18 FJIC x 9/16-18 MJIC	2
9	K-5806	90 Elbow - Swivel - 7/8-14 MJIC x 7/8-14 FJIC	2
10	N29358	Connector - 9/16-18 MJIC x 9/16-18 MORB.....	2
11	S44352	Hyd Hose - 1/4 x 24 Lg w/ #6 9/16-18 FJIC x #6 9/16-18 MORB	AsReq
12	S22406	Hyd Hose - 1/4 x 72 Lg w/ #6 9/16-18 FJIC - 80 ft & 86 ft.....	4
13	S42967	Hyd Hose - 3/8 x 30 Lg w/ #6 9/16-18 FJIC.....	4
14	S42969	Hyd Hose - 3/8 x 36 Lg w/ #6 9/16-18 FJIC.....	AsReq
15	S44353	Hyd Hose - 3/8 x 48 Lg w/ #6 9/16-18 FJIC.....	4
16	C16652	Hyd Hose - 1/4 x 60 Lg w/9/16-18 FJIC.....	8
17	K-5685	Hyd Hose - 1/2 x 48 Lg w/7/8-14 FJIC.....	4
18	C-4698	Oil Line Clamp	12
19	S44365	Hose Holder	AsReq
20	N36128	Hex Bolt - 1/4 x 1 1/2.....	AsReq
21	N22778	Lock Nut - 1/4.....	AsReq
22	R480045	Hose Cover 2 ID Bulk/foot.....	AsReq
23	D-4951	Nylon Tie Strap - 1/2 x 7 3/8.....	AsReq
24	N42880	Lock Valve	2
25	F-4565	Hyd Hose - 1/2 x 60 Lg w/7/8-14 FJIC - 80 ft & 86 ft	2
26	S44313	Hose Holder - Between Inner and Outer Wing.....	6
26A	S47749	Hose Holder - Between Outer and Flip Wing	4
27	C-4569	U-Bolt - 5/8 x 4 x 3 1/4 Lg - 51 ft to 86 ft	2
28	W-526	Lockwasher - 5/8.....	4
29	W-517	Hex Nut - 5/8.....	4
30	C14411	Oil Line Bracket.....	6
31	W-538	Flatwasher - 3/8	6
32	M-3388	Locknut - 3/8	6
33	W-480	Hex Bolt - 3/8 x 2 1/2.....	6
34	C-3918	Hex Bolt - 3/8 x 5 Lg.....	6
35	W-523	Lockwasher - 3/8.....	14
36	W-514	Hex Nut - 3/8.....	14
37	S47556	Mount Plate - Ball Valve	4
38	N15097	U-Bolt - 3/8 x 2 3/8 x 5 Lg	4
39	C15348	Connector - 9/16-18 MJIC x 3/4-16 MORB	4
40	C-4552	Hyd Hose - 1/4 x 24Lg w/ #6 9/16-18 FJIC.....	4
41	S22406	Hyd Hose - 1/4 x 72 Lg w/ #6 9/16-18 FJIC.....	4
42	S47799	Hyd Hose - 3/8 x 60 Lg w/ #6 9/16-18 FJIC.....	2

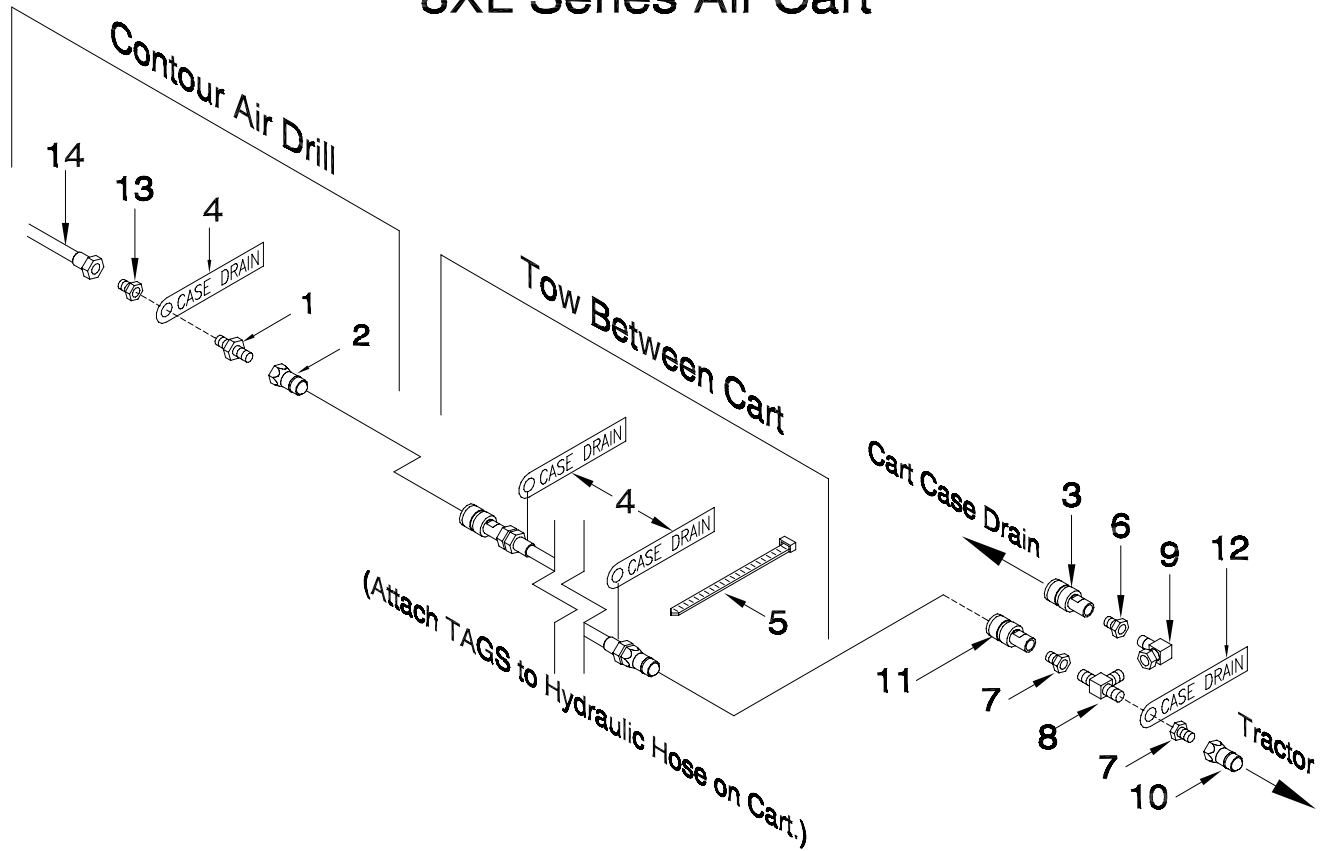
**Opener Hydraulics
Tow Between Air Cart - 7000 Series**

7000 Series Air Cart



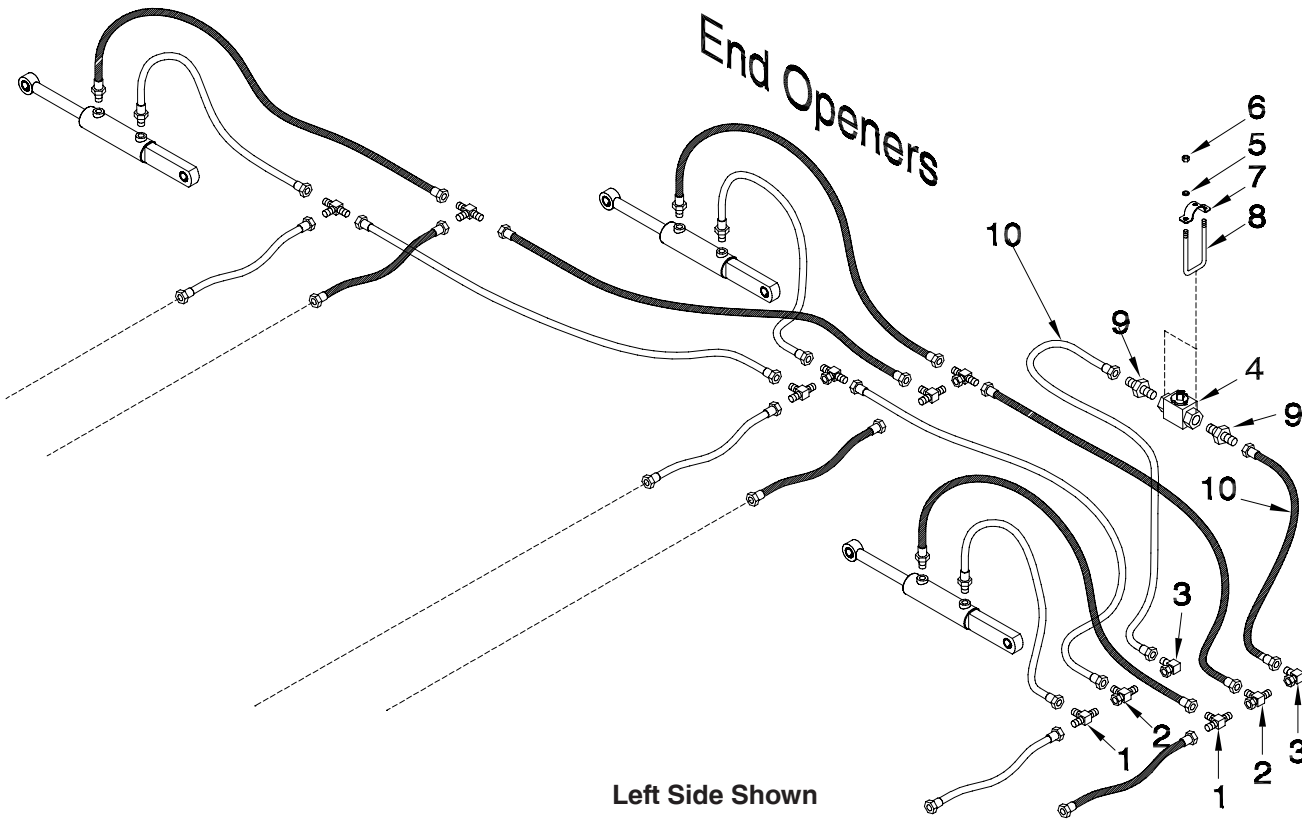
Item	Part No.	Description	Qty
KIT ITEMS - TOW BETWEEN			
1	C26337	Hyd Hose - 1/2 x 276 Lg w/7/8-14 FJIC	1
2	N34498	Male Tip - 7/8-14 MORB.....	1
3	N34488	Pioneer Coupler - 7/8-14 FORB.....	1
4	N36489	Connector - 7/8-14 MORB x 7/8-14 MJIC	2
5	S44468	Tag - Hose ID - Reducing Valve - CASE DRAIN.....	3
6	N16608	Coupler Clamp - Female Pioneer.....	2
7	N19458	Spacer - 2	2
8	H-4696	Hex Bolt - 1/4 x 3 Lg.....	2
9	W-521	Lockwasher - 1/4.....	4
10	W-512	Hex Nut - 1/4	4
11	D-4951	Nylon Tie Strap - 7 3/8 Lg.....	2
ITEMS MOVED FROM CONTOUR AIR DRILL			
12	N34620	Connector - Swivel - 7/8-14 MORB x 7/8-14 FJIC	2
13	C-4394	Tee - (3) 7/8-14 MJIC	1
14	K-5806	90 Elbow - Swivel - 7/8-14 MJIC x 7/8-14 FJIC	1
15	N34498	Male Tip - 7/8-14 MORB.....	1
16	N34488	Pioneer Coupler - 7/8-14 FORB.....	1
CONTOUR AIR DRILL ITEMS			
17	F10384	Reducer - 9/16-18 MJIC x 7/8-14 FJIC	3
18	C26341	Hyd Hose - 1/4 x 282 Lg w/9/16-18 FJIC	1

8XL Series Air Cart



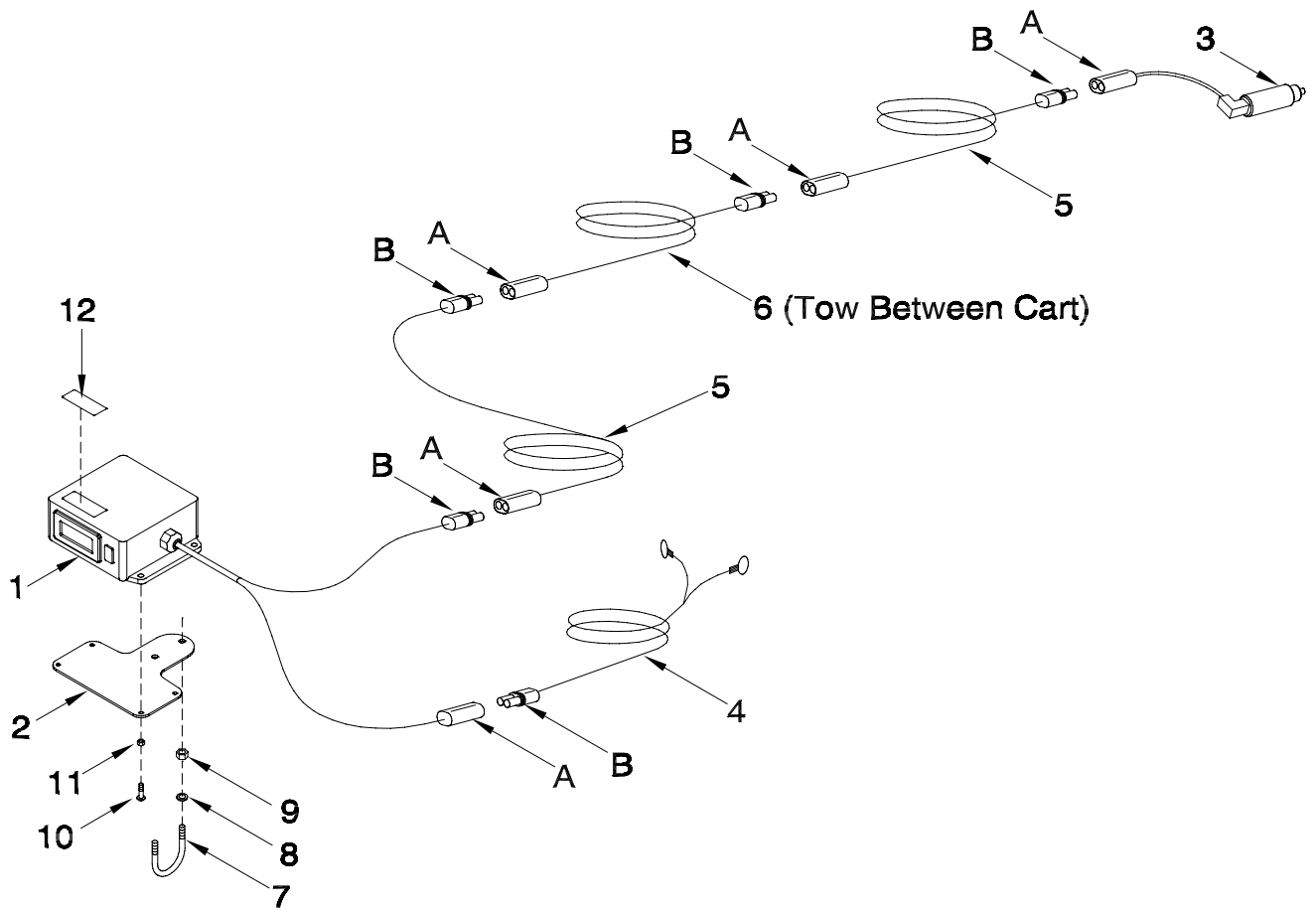
Item	Part No.	Description	Qty
KIT ITEMS - TOW BETWEEN			
1	C14840	Connector - 3/4-16 MORB x 7/8-14 MJIC.....	6
2	N34498	Male Tip - 7/8-14 MORB.....	1
3	N34488	Pioneer Coupler - 7/8-14 FORB.....	1
4	S44468	Tag - Hose ID - Reducing Valve - CASE DRAIN.....	2
5	D-4951	Nylon Tie Strap - 7 3/8 Lg.....	2
6	N34620	Connector - Swivel - 7/8-14 MORB x 7/8-14 FJIC	2
ITEMS MOVED FROM CONTOUR AIR DRILL			
7	N34620	Connector - Swivel - 7/8-14 MORB x 7/8-14 FJIC	2
8	C-4394	Tee - (3) 7/8-14 MJIC	1
9	K-5806	90 Elbow - Swivel - 7/8-14 MJIC x 7/8-14 FJIC	1
10	N34498	Male Tip - 7/8-14 MORB.....	1
11	N34488	Pioneer Coupler - 7/8-14 FORB.....	1
12	S44468	Tag - Hose ID - Reducing Valve - CASE DRAIN.....	2
CONTOUR AIR DRILL ITEMS			
13	F10384	Reducer - 9/16-18 MJIC x 7/8-14 FJIC	3
14	C26341	Hyd Hose - 1/4 x 282 Lg w/9/16-18 FJIC.....	1

Opener Hydraulics Bleed-Off Kit



Item	Part No.	Description	Qty
1	C-4393	Tee - (3) 9/16-18 MJIC.....	4
2	C-4403	Tee - (2) 9/16-18 MJIC x (1) 9/16-18 FJIC.....	4
3	S29967	90 Elbow - 9/16-18 FJIC x 9/16-18 MJIC	4
4	N42880	Lock Valve	2
5	W-523	Lockwasher - 3/8.....	8
6	W-514	Hex Nut - 3/8	8
7	S47556	Mount Plate - Ball Valve	4
8	N15097	U-Bolt - 3/8 x 2 3/8 x 5 Lg	4
9	C15348	Connector - 9/16-18 MJIC x 3/4-16 MORB	4
10	C-4467	Hyd Hose - 1/4 x 16 Lg w/ #6 9/16-18 FJIC.....	4
	S46144	Kit - Hydraulic Bleed-Off (Includes all above items)	

Opener Hydraulics Digital Gauge



Note: TOPCON option only uses items 3, 5, and 6.

Item	Part No.	Description	Qty
1	S42999	Digital Gauge (Includes item 12).....	1
2	S44350	Mounting Bracket - Digital Gauge	1
3	S49545	Pressure Transducer	1
4	N27609	Power Cable - Monitor	1
5	N37018	Extension Cable - 20 ft Lg.....	2
6	N37020	Extension Cable - 30 ft Lg (Tow Between Air Cart)	1
7	N34319	U-Bolt - 1/4 x 1 1/2 x 1 3/4 Lg	1
8	W-521	Lockwasher - 1/4.....	2
9	W-512	Hex Nut - 1/4	2
10	N29486	Machine Screw - #8 x 5/8.....	4
11	N16564	Locknut - #8 - Serrated	4
12	S44464	Decal - Digital Gauge Identification.....	1
Replacement Connectors			
A	N29384	Weather Pak Connector - BLACK - 2 Pin Plug	
B	N29385	Weather Pak Connector - BLACK - 2 Pin Socket	

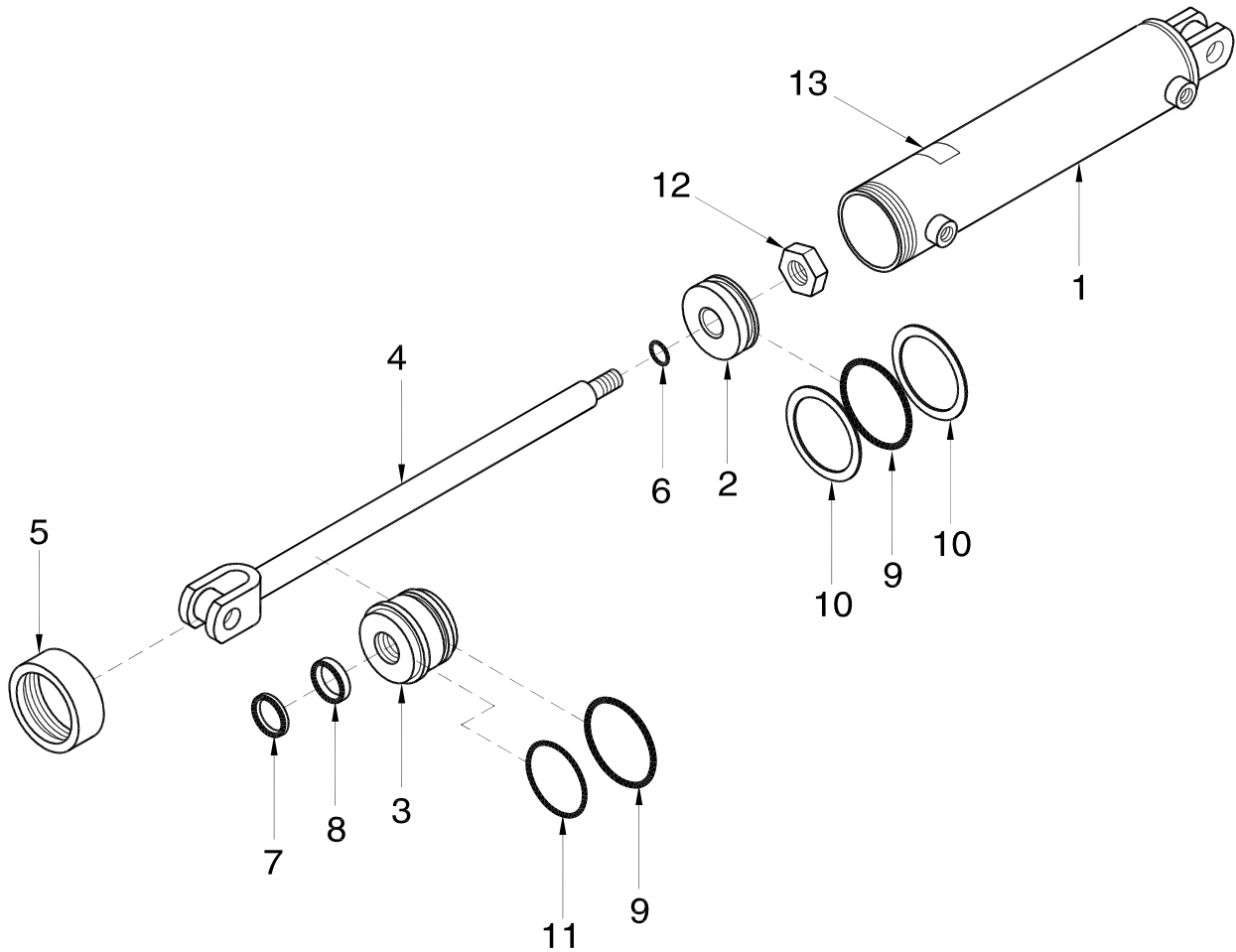
Notes

Section 5: Hydraulic Cylinders

Section Contents

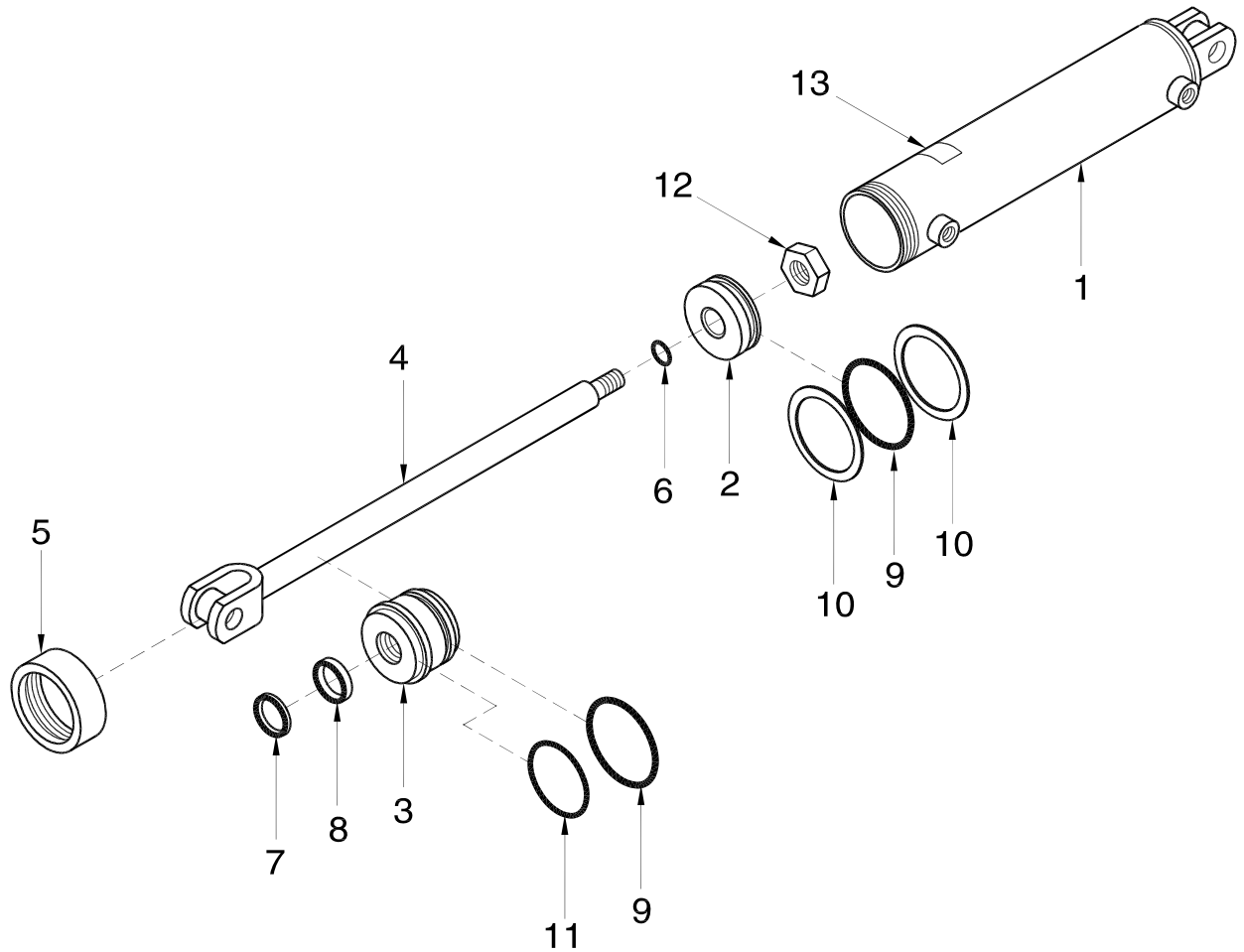
Wing Lift	5-2
Opener Cylinder	5-7
Opener Valve Block	5-8

Hydraulic Cylinders Wing Lift



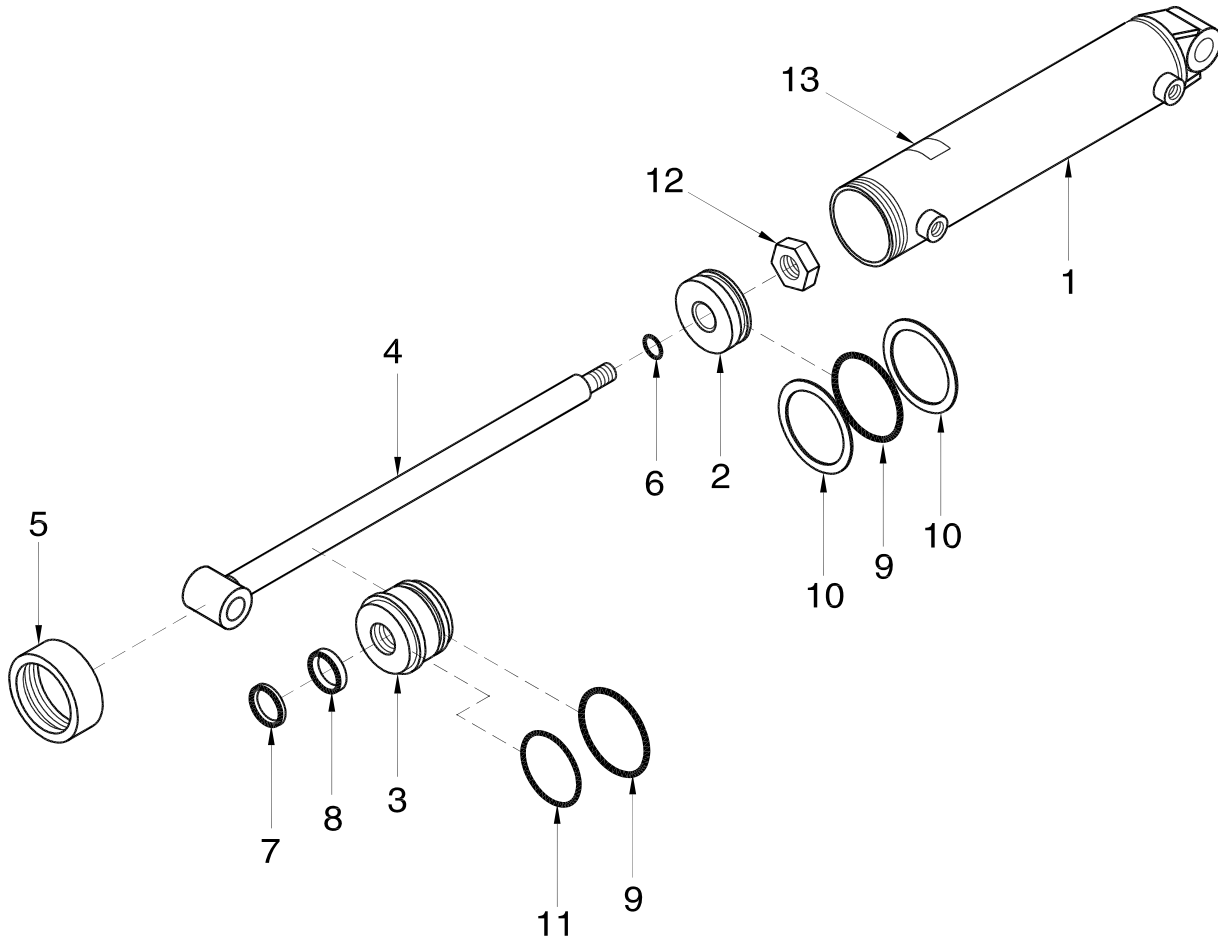
Item	Part No.	Description	Qty
Wing Lift Cylinder - C26436 - 4 x 18			
1	C26437	Barrel - 4 x 18 ORB.....	1
2	C16637	Piston - 4 Dia - 7/8 Shaft.....	1
3	C-2026	Gland - 4 Dia - 1 1/4 Shaft.....	1
4	C32025	Cylinder Shaft - 1 1/4 Dia x 25 7/8.....	1
5	C-2023	Collar - 4 Cylinder.....	1
6	C-2187	1 OD x 1/16 C/S 90D BUNA O-Ring.....	1
7	C-2007	1 1/4 ID x 3/16 C/S 90D URTH Wiper.....	1
8	C-2008	1 1/4 ID x 5/16 C/S 90D URTH U-Cup.....	1
9	C-2030	4 OD x 3/16 C/S 90D BUNA O-Ring.....	2
10	C15386	Backup Washer - 4 Dia - #342.....	2
11	C-2215	3 7/8 OD x 1/16 C/S 70A BUNA-N O-Ring.....	1
12	C-2017	Locknut - 7/8 UNF Unitorque.....	1
13	C26846	Part # Plate for C26436.....	1
	C26436	Cylinder Assembly (Includes All Above Items)	
	C20449	Seal Kit (Includes Items #6, 7, 8, 9, 10 & 11)	

Hydraulic Cylinders Wing Lift



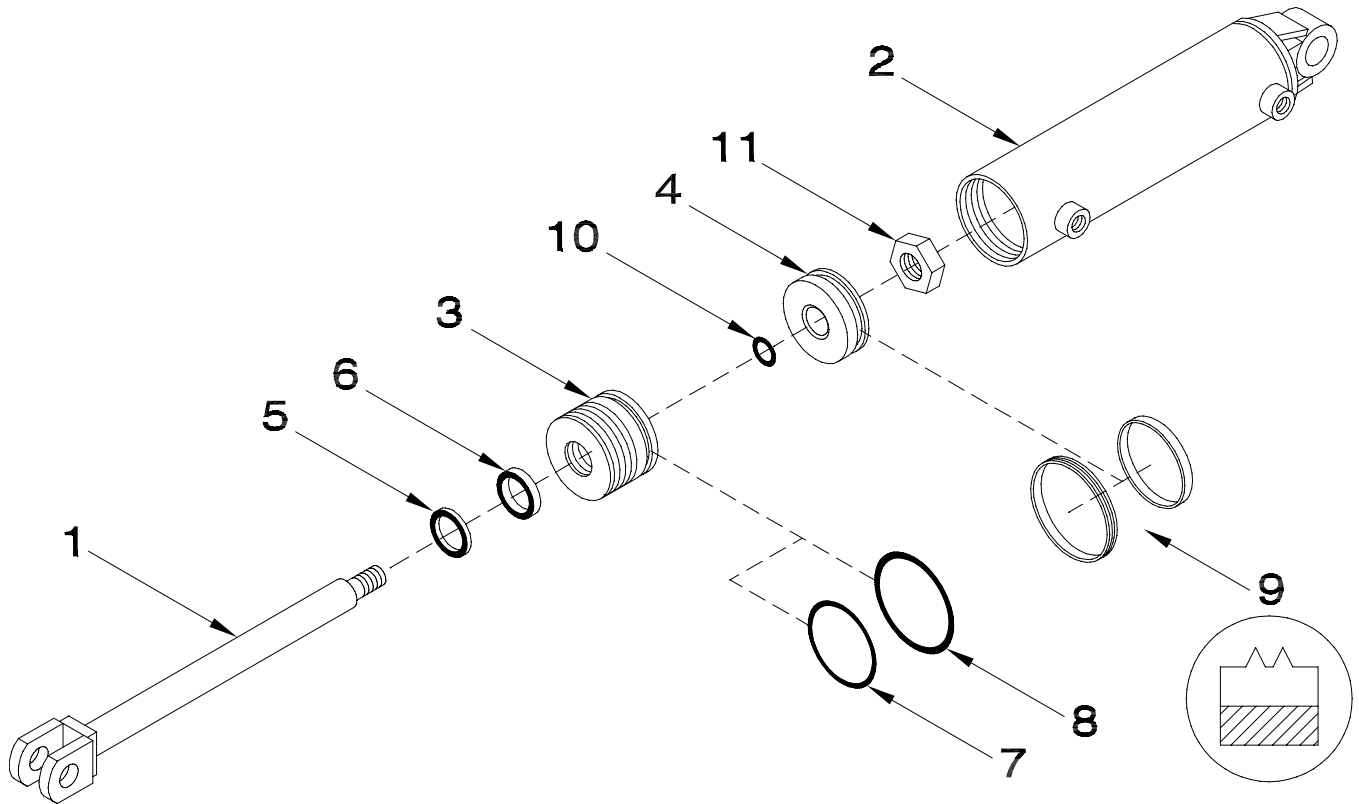
Item	Part No.	Description	Qty
		Wing Lift Cylinder - C34442 - 4 1/2 x 30	
1	C34441	Barrel - 4 1/2 x 30 - 1 1/4 clevis hole.....	1
2	C12836	Piston - 4 1/2 Dia - 1 Shaft.....	1
3	C-2154	Gland - 4 1/2 Dia - 1 3/4 Shaft	1
4	C26190	Cylinder Shaft - 1 3/4 Dia	1
5	C-2155	Collar - 4 1/2 Cylinder	1
6	C13282	1 1/8 OD x 1/16 C/S 90D BUNA O-Ring.....	1
7	C-2136	1 3/4 ID x 3/16 C/S 90D URTH Wiper	1
8	C-2135	1 3/4 ID x 3/8 C/S 90D URTH U-Cup.....	1
9	C-2164	4 1/2 OD x 3/16 C/S 90D BUNA O-Ring.....	2
10	C15387	Backup Washer - 4 1/2 Dia - #346	2
11	C-2215	3 7/8 OD x 1/16 C/S 70A BUNA-N O-Ring	1
12	C13763	Locknut - 1-14 UNS Uunitorque	1
13	C36064	Part # Plate for C34442.....	1
	C34442	Cylinder Assembly (Includes All Above Items)	
	C12849	Seal Kit (Includes Items #6, 7, 8, 9, 10 & 11)	

Hydraulic Cylinders Wing Lift



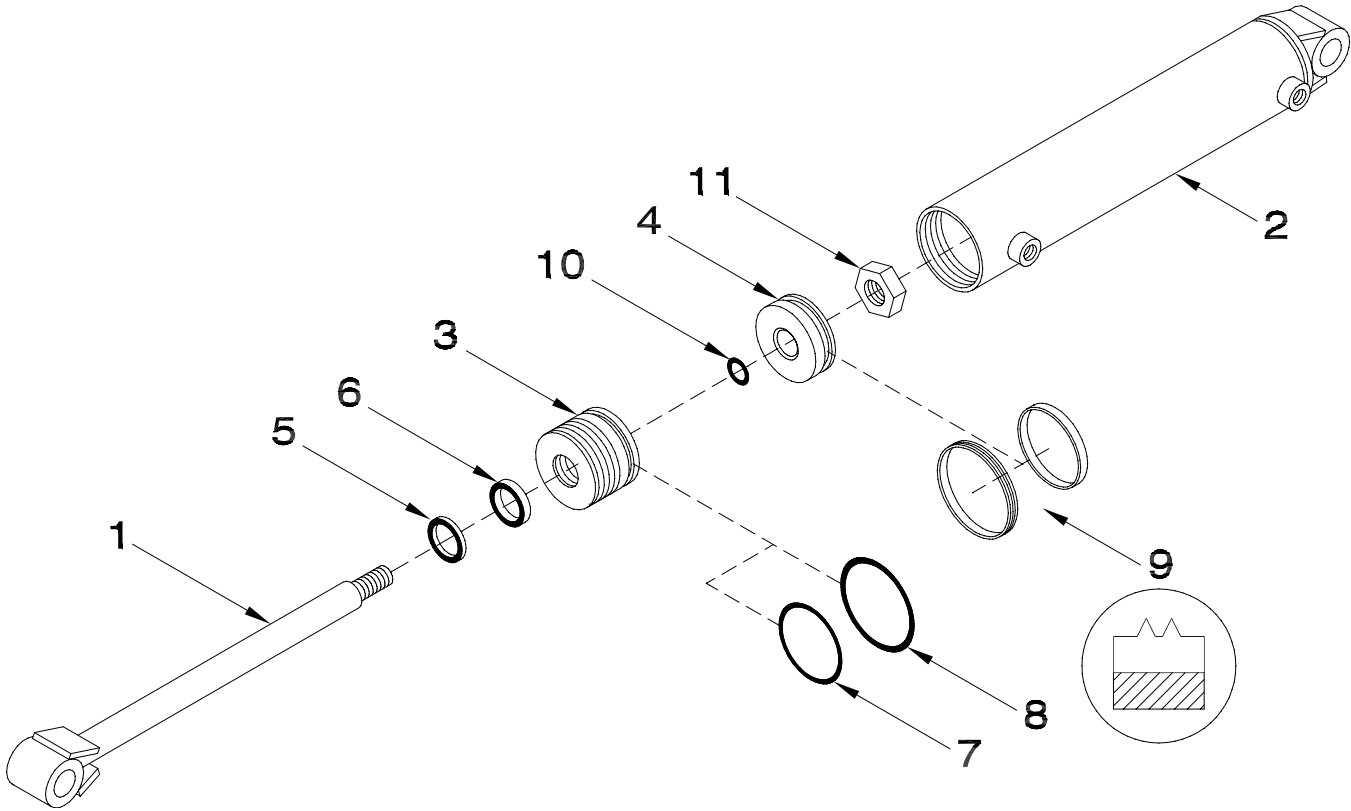
Item	Part No.	Description	Qty
Wing Lift Cylinder - C39030 - 4 1/2 x 36			
1	C39027	Barrel - 4 1/2 x 36 - 1 1/4 clevis hole.....	1
2	C12836	Piston - 4 1/2 Dia - 1 Shaft.....	1
3	C-2154	Gland - 4 1/2 Dia - 1 3/4 Shaft	1
4	C39029	Cylinder Shaft - 1 3/4 Dia.....	1
5	C-2155	Collar - 4 1/2 Cylinder	1
6	C13282	1 1/8 OD x 1/16 C/S 90D BUNA O-Ring.....	1
7	C-2136	1 3/4 ID x 3/16 C/S 90D URTH Wiper	1
8	C-2135	1 3/4 ID x 3/8 C/S 90D URTH U-Cup.....	1
9	C-2164	4 1/2 OD x 3/16 C/S 90D BUNA O-Ring.....	2
10	C15387	Backup Washer - 4 1/2 Dia - #346	2
11	C-2215	3 7/8 OD x 1/16 C/S 70A BUNA-N O-Ring	1
12	C13763	Locknut - 1-14 UNS Uunitorque	1
13	C39031	Part # Plate for C39030.....	1
	C39030	Cylinder Assembly (Includes All Above Items)	
	C12849	Seal Kit (Includes Items #6, 7, 8, 9, 10 & 11)	

Hydraulic Cylinders Wing Lift



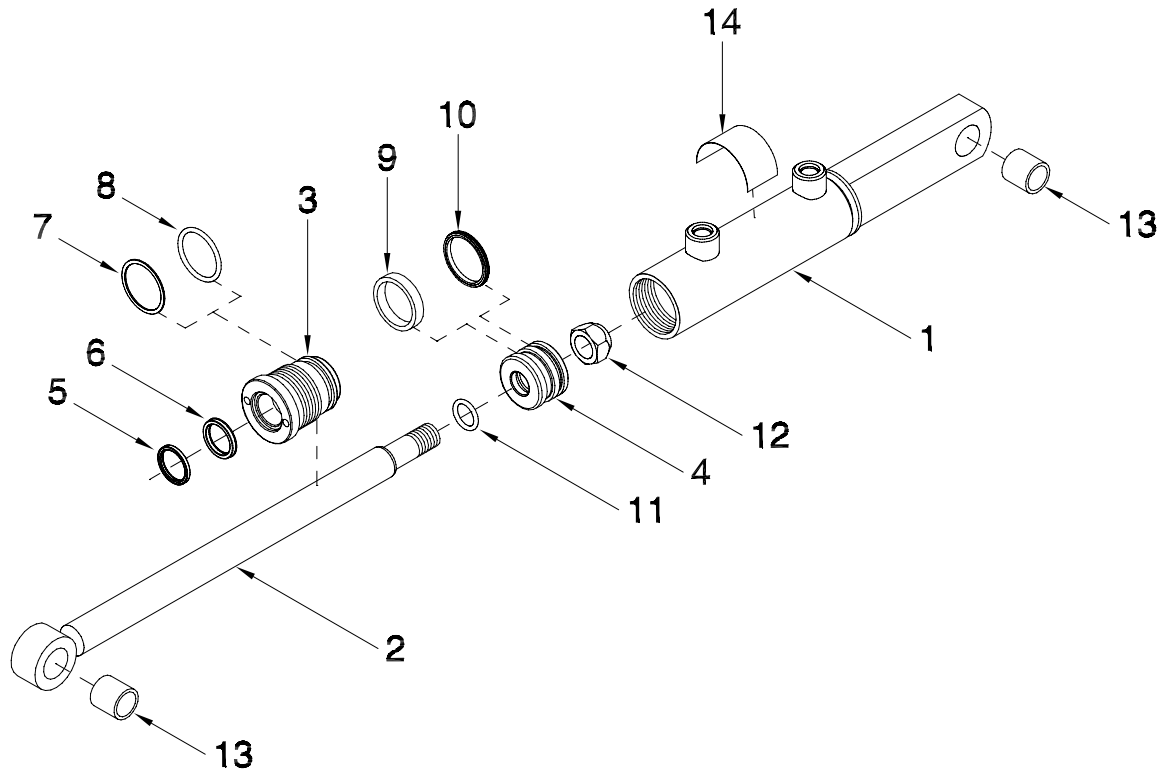
Item	Part No.	Description	Qty
Wing Lift Cylinder - C47594 - 5 x 30			
1	C50179	Cylinder Shaft.....	1
2	C45675	Barrel - 5 x 30 ORB.....	1
3	C39916	Gland - 5 Dia.....	1
4	C39913	Piston - 5 Dia	1
5	C34598	Wiper.....	1
6	C34599	Shaft Seal.....	1
7	C39904	Backup Ring.....	1
8	C39900	Gland Seal (O-Ring)	1
9	C39892	Piston Seal - (PSP-A) (2 part seal)	1
10	C34592	Shaft Seal.....	1
11	C34596	Locknut	1
	C47594	Cylinder Assembly (Includes All Above Items)	
	C39906	Seal Kit (Includes Items #5, 6, 7, 8, 9 & 10)	

Hydraulic Cylinders Wing Lift



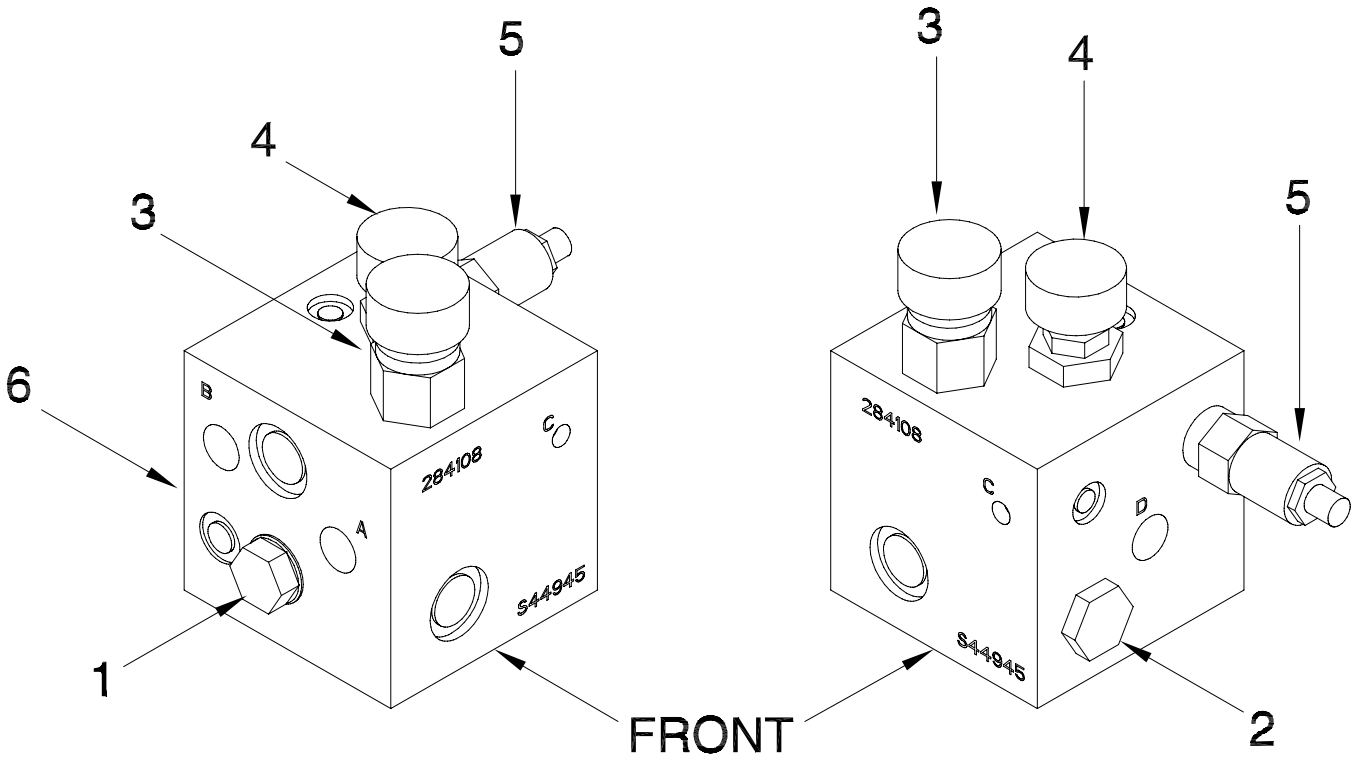
Item	Part No.	Description	Qty
Wing Lift Cylinder - C39490 - 5 x 36			
1	C39910	Cylinder Shaft.....	1
2	C39919	Barrel - 5 x 36 ORB.....	1
3	C39916	Gland - 5 Dia.....	1
4	C39913	Piston - 5 Dia	1
5	C34598	Wiper.....	1
6	C34599	Shaft Seal.....	1
7	C39904	Backup Ring.....	1
8	C39900	Gland Seal (O-Ring)	1
9	C39892	Piston Seal - (PSP-A) (2 part seal)	1
10	C34592	Shaft Seal.....	1
11	C34596	Locknut	1
	C39490	Cylinder Assembly (Includes All Above Items)	
	C39906	Seal Kit (Includes Items #5, 6, 7, 8, 9 & 10)	

Hydraulic Cylinders Opener Cylinder



Item	Part No.	Description	Qty
		Opener Cylinder - C42912 - 1 3/4 x 3 1/4	
1	C44939	Barrel - ORB	1
2	C44952	Cylinder Shaft.....	1
3	C44948	Gland	1
4	C44942	Piston	1
5	C44951	Wiper.....	1
6	C44949	Shaft Seal.....	1
7	C44947	Backup Ring.....	1
8	C44946	Gland Seal	1
9	C44943	Wear Ring	1
10	C44941	Piston Seal.....	1
11	C44944	Shaft Seal.....	1
12	K-5703	Locknut - 5/8 UNF Unitorque	1
13	S51494	Bushing	2
14	C42959	Part # Plate for C42912.....	1
	C42912	Cylinder Assembly (Includes All Above Items)	
	C44461	Seal Kit (Includes Items #5, 6, 7, 8, 9, 10 & 11)	

Hydraulic Cylinders Opener Valve Block



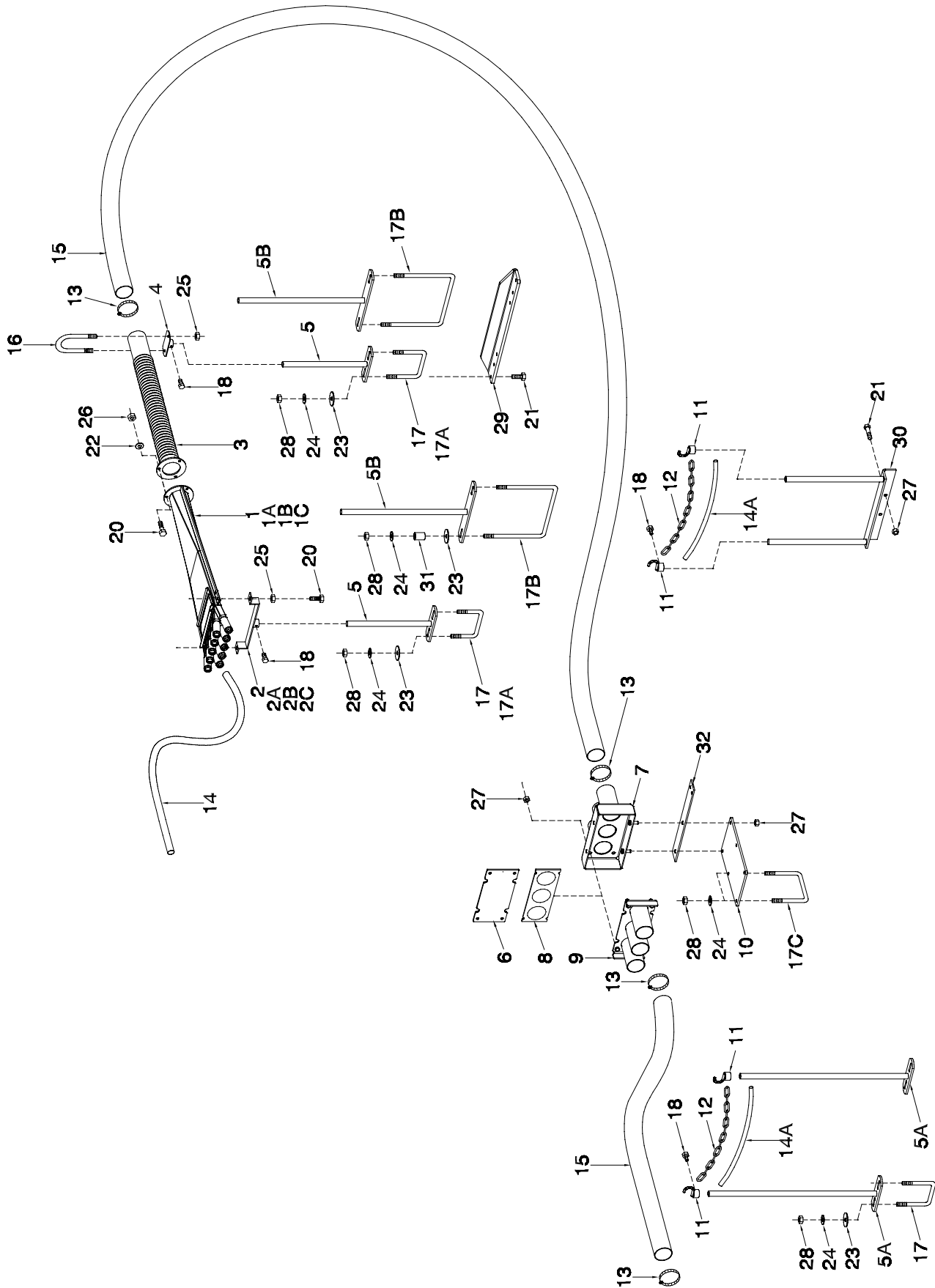
Item	Part No.	Description	Qty
1	S47139	Check Valve Cartridge - Pilot Operated.....	1
2	S47140	Check Valve Cartridge - Poppet	1
3	S47141	Check Valve Cartridge - Reducing/Relieving Valve.....	1
4	S47142	Cartridge Valve - Needle Valve	1
5	S47143	Cartridge - Pilot Operated - Accumulator Lock Out Valve.....	1
6	S44945	Hydraulic Down Pressure Manifold (Includes All Above Items)	

Section 6: Distribution

Section Contents

Single Shoot Tow Behind - 25 Ft and 31 Ft	6-2
Single Shoot Tow Behind - 41 to 51 ft.....	6-4
Single Shoot Tow Behind - 61 to 86 ft.....	6-6
Single Shoot Tow Between - 25 Ft and 31 Ft	6-8
Single Shoot Tow Between - 41 to 51 ft.....	6-10
Single Shoot Tow Between - 61 to 86 ft.....	6-12
Dual Shoot Tow Behind - 25 Ft and 31 Ft.....	6-14
Dual Shoot Tow Behind - 41 to 51 ft	6-16
Dual Shoot Tow Behind - 61 to 86 ft	6-18
Dual Shoot Tow Between - 25 Ft and 31 Ft.....	6-20
Dual Shoot Tow Between - 41 to 51 ft.....	6-22
Dual Shoot Tow Between - 61 to 86 ft.....	6-24

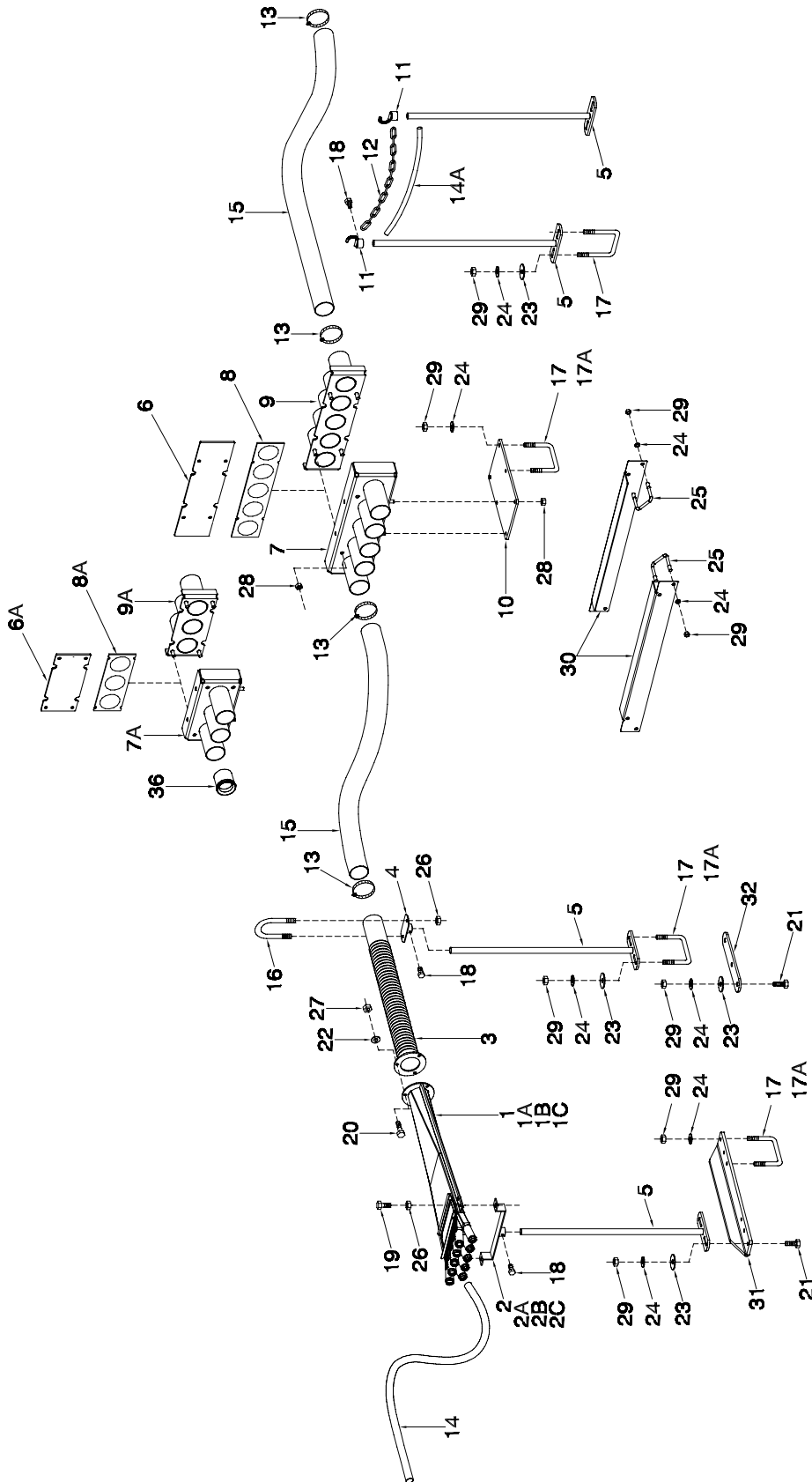
Distribution Single Shoot Tow Behind - 25 Ft and 31 Ft



Distribution - Single Shoot Tow Behind - 25 Ft and 31 Ft

Item	Part No.	Description	No: Used			
			25 ft		31 ft	
			10	12	10	12
1	N42274	Divider Assembly - 11 Outlet	-	-	-	-
1A	N31190	Divider Assembly - 10 Outlet.....	-	-	-	-
1B	N31189	Divider Assembly - 9 Outlet.....	-	1	-	-
1C	N31188	Divider Assembly - 8 Outlet.....	2	2	1	3
1D	N31187	Divider Assembly - 7 Outlet.....	2	-	4	1
2	N40544	Support - 11 Outlet.....	-	-	-	-
2A	N19406	Support - 10 Outlet.....	-	-	-	-
2B	N15595	Support - 9 Outlet.....	-	1	-	-
2C	N15107	Support - 8 Outlet.....	2	2	1	3
2D	N15594	Support - 7 Outlet.....	2	-	4	1
3	N15135	Pipe - Corr Diff - Divider Head	4	3	5	4
4	N15102	Support - Rear	4	3	5	4
5	N15105	Support - Bottom - Rod 12"	8	4	8	8
5A	N19531	Support - Bottom - Rod 24"	2	2	2	2
5B	N45694	Support - Wide - Bottom - Rod 14"	-	2	2	-
6	N39876	Cover Plate - 3 Run.....	2	2	2	2
7	S39844	Coupler - 3 Run - Tillage	2	2	2	2
8	S39885	Gasket Seal - 3 Run.....	2	2	2	2
9	S39843	Coupler - 3 Run - Cart.....	2	2	2	2
10	S44463	Mount - Coupler	2	2	2	2
11	N19717	Hook - Chain	4	4	4	4
12	N19448	Chain - 80 Link.....	2	2	2	2
13	N11905	Hose Clamp - 2 1/2	16	12	20	16
14	R480034	Hose - .929 ID x 1.169 OD/ft (75 ft roll)	375	300	450	375
14A	R480034	Hose - .929 ID x 1.169 OD x 1.5 ft (75 ft roll)	2	2	2	2
15	R480055	Hose - 2 1/2 ID/ft (100 ft rolls)	75	50	100	75
16	N15096	U Bolt 1/4 x 2.5 x 3 1/4 lg.....	4	3	5	4
17	N15098	U-Bolt - 3/8 x 4 x 5	6	4	6	6
17A	N15097	U-Bolt - 3/8 x 2 x 5	4	4	4	4
17B	N40715	U-Bolt - 3/8 x 8 x 9 3/4	-	2	2	-
17C	N34025	U-Bolt - 3/8 x 5 x 8	4	4	4	4
18	N24396	Setscrew - 1/4 x 1/2	12	10	14	12
19	K-3830	Hex Bolt - 1/4 x 1/2 Lg	-	-	-	-
20	W-469	Hex Bolt - 1/4 x 3/4 Lg	20	18	25	20
21	W-187	Hex Bolt - 3/8 x 1 1/4 Lg	10	6	6	10
22	W-521	Lockwasher - 1/4	12	9	15	12
23	D-5579	Flatwasher - 3/8	36	16	36	36
24	W-523	Lockwasher - 3/8.....	36	16	36	36
25	D-5277	Serrated Locknut - 1/4.....	16	12	20	16
26	W-512	Hex Nut - 1/4.....	12	9	15	12
27	D-5279	Serrated Locknut - 3/8.....	14	14	14	14
28	W-514	Hex Nut - 3/8.....	36	16	36	36
29	S44308	Extension Bracket - Head Support.....	4	2	2	4
30	N45696	Hose Support.....	1	1	1	1
31	N11750	Bushing - 0.385 ID x 0.625 OD x 1 1/16 Lg	-	4	4	-
32	N45684	Bracket - Air Cart Hydraulic Quick Coupler Mount	1	1	1	1

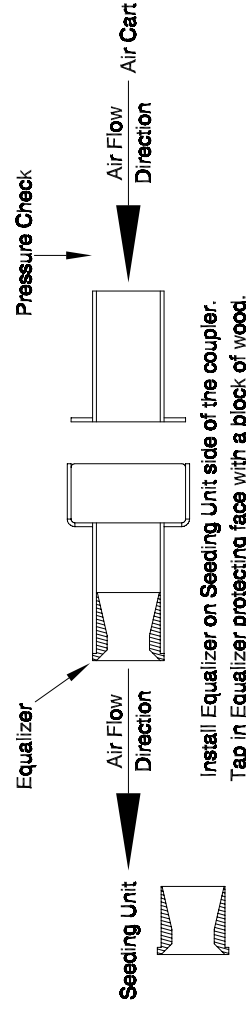
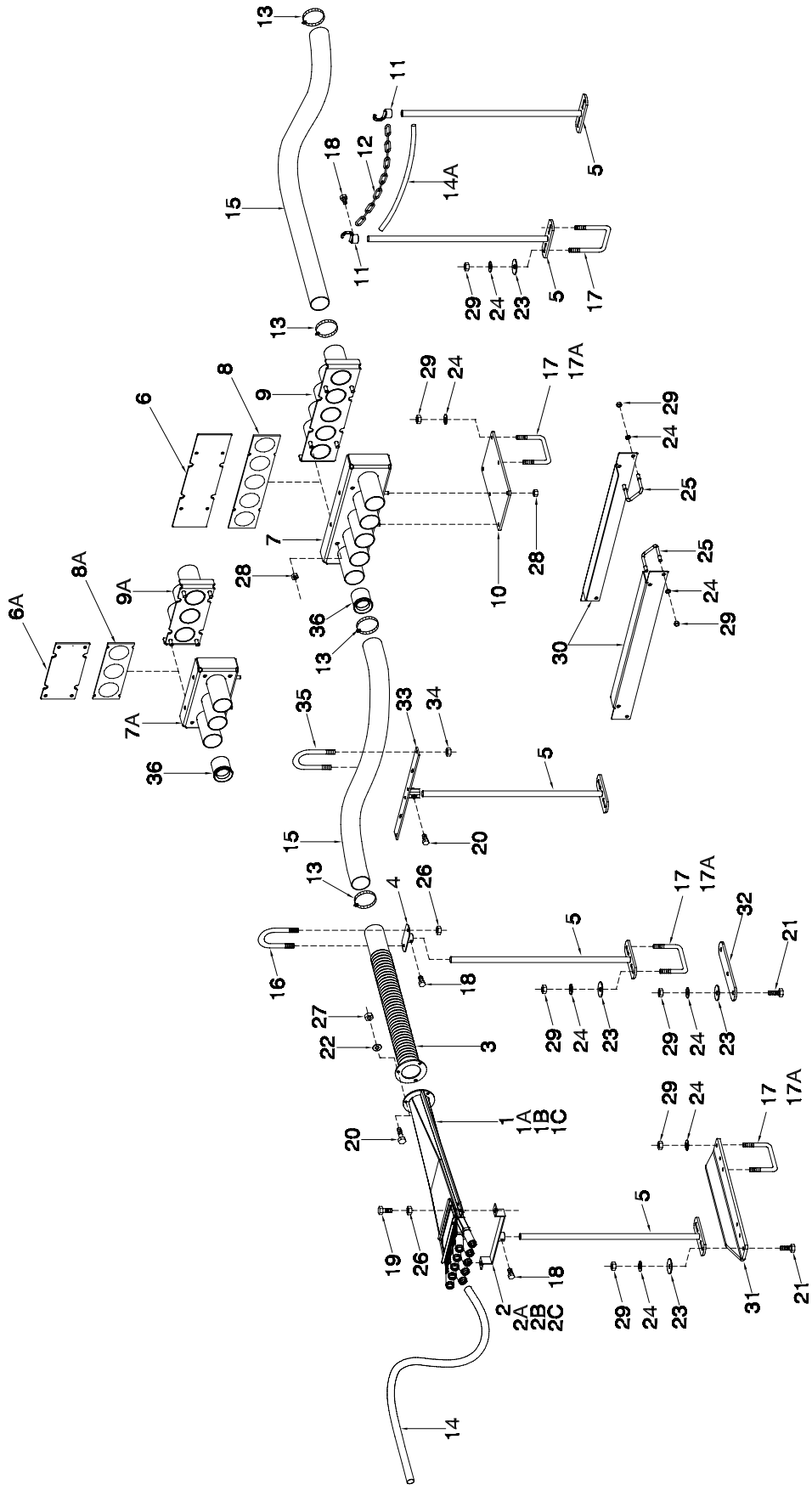
Distribution Single Shoot Tow Behind - 41 to 51 ft



Distribution - Single Shoot Tow Behind - 41 to 51 ft

Item	Part No.	Description	No: Used					
			41 ft		47ft		51ft	
			10	12	10	12	10	12
1	N42274	Divider Assembly - 11 Outlet	-	-	-	-	-	-
1A	N31190	Divider Assembly - 10 Outlet.....	-	-	-	-	-	-
1B	N31189	Divider Assembly - 9 Outlet.....	2	1	-	-	4	-
1C	N31188	Divider Assembly - 8 Outlet.....	4	4	7	5	3	2
1D	N31187	Divider Assembly - 7 Outlet.....	-	-	-	1	-	5
2	N40544	Support - 11 Outlet.....	-	-	-	-	-	-
2A	N19406	Support - 10 Outlet.....	2	-	-	-	-	-
2B	N15595	Support - 9 Outlet.....	4	1	-	-	4	-
2C	N15107	Support - 8 Outlet.....	-	4	7	5	3	2
2D	N15594	Support - 7 Outlet.....	-	-	-	1	-	5
3	N15135	Pipe - Corr Diff - Divider Head	6	5	7	6	7	7
4	N15102	Support - Rear	6	5	7	6	7	7
5	N19531	Support - Bottom - Rod 24".....	14	12	16	14	16	16
6	N39877	Cover Plate - 5 Run.....	0	0	4	0	4	4
6A	N39876	Cover Plate - 3 Run.....	4	4	0	4	0	0
7	S39743	Coupler - 5 Run - Tillage	0	0	2	0	2	2
7A	S39844	Coupler - 3 Run - Tillage	2	2	0	2	0	0
8	S39752	Gasket Seal - 5 Run.....	0	0	2	0	2	2
8A	S39885	Gasket Seal - 3 Run.....	2	2	0	2	0	0
9	S39747	Coupler - 5 Run - Cart.....	0	0	2	0	2	2
9A	S39843	Coupler - 3 Run - Cart	2	2	0	2	0	0
10	S44463	Mount - Coupler	2	2	2	2	2	2
11	N19717	Hook - Chain.....	2	2	2	2	2	2
12	N19448	Chain - 80 Link.....	1	1	1	1	1	1
13	N11905	Hose Clamp - 2 1/2	24	20	28	24	32	28
14	R480034	Hose - .929 ID x 1.169 OD/ft (75 ft roll)	450	375	525	450	600	600
14A	R480034	Hose - .929 ID x 1.169 OD/ft (75 ft roll)	1.5 ft	1.5 ft	1.5 ft	1.5 ft	1.5 ft	1.5 ft
15	R480055	Hose - 2 1/2 ID/ft (100 ft rolls)	125	100	150	125	75	75
16	N15096	U-Bolt 1/4 x 2.5 x 3 1/4 lg.....	6	5	7	6	7	7
17	N15098	U-Bolt - 3/8 x 4 x 5	18	16	20	18	20	20
17A	N15097	U-Bolt - 3/8 x 2 x 5	14	12	16	14	16	16
18	N24396	Setscrew - 1/4 x 1/2	14	12	16	14	16	16
19	K-3830	Hex Bolt - 1/4 x 1/2 Lg.....	12	10	14	12	14	14
20	W-469	Hex Bolt - 1/4 x 3/4 Lg.....	18	15	21	18	21	21
21	W-187	Hex Bolt - 3/8 x 1 1/4 Lg.....	0	4	5	0	4	4
22	W-521	Lockwasher - 1/4.....	18	15	21	18	21	21
23	D-5579	Flatwasher - 3/8	28	24	32	28	32	32
24	W-523	Lockwasher - 3/8.....	52	52	61	52	60	60
25	D12714	U-Bolt - 3/8.....	8	8	8	8	8	8
26	D-5277	Serrated Locknut - 1/4.....	24	20	28	24	28	28
27	W-512	Hex Nut - 1/4	18	15	21	18	21	21
28	D-5279	Serrated Locknut - 3/8.....	12	12	12	12	12	12
29	W-514	Hex Nut - 3/8	52	52	61	52	60	60
30	S44307	Support Bracket - Distribution	4	4	4	4	4	4
31	S44308	Extension Bracket - Head Support.....	0	2	2	0	4	4
32	S44467	Head Support Plate	0	0	1	0	4	2

Distribution Single Shoot Tow Behind - 61 to 86 ft

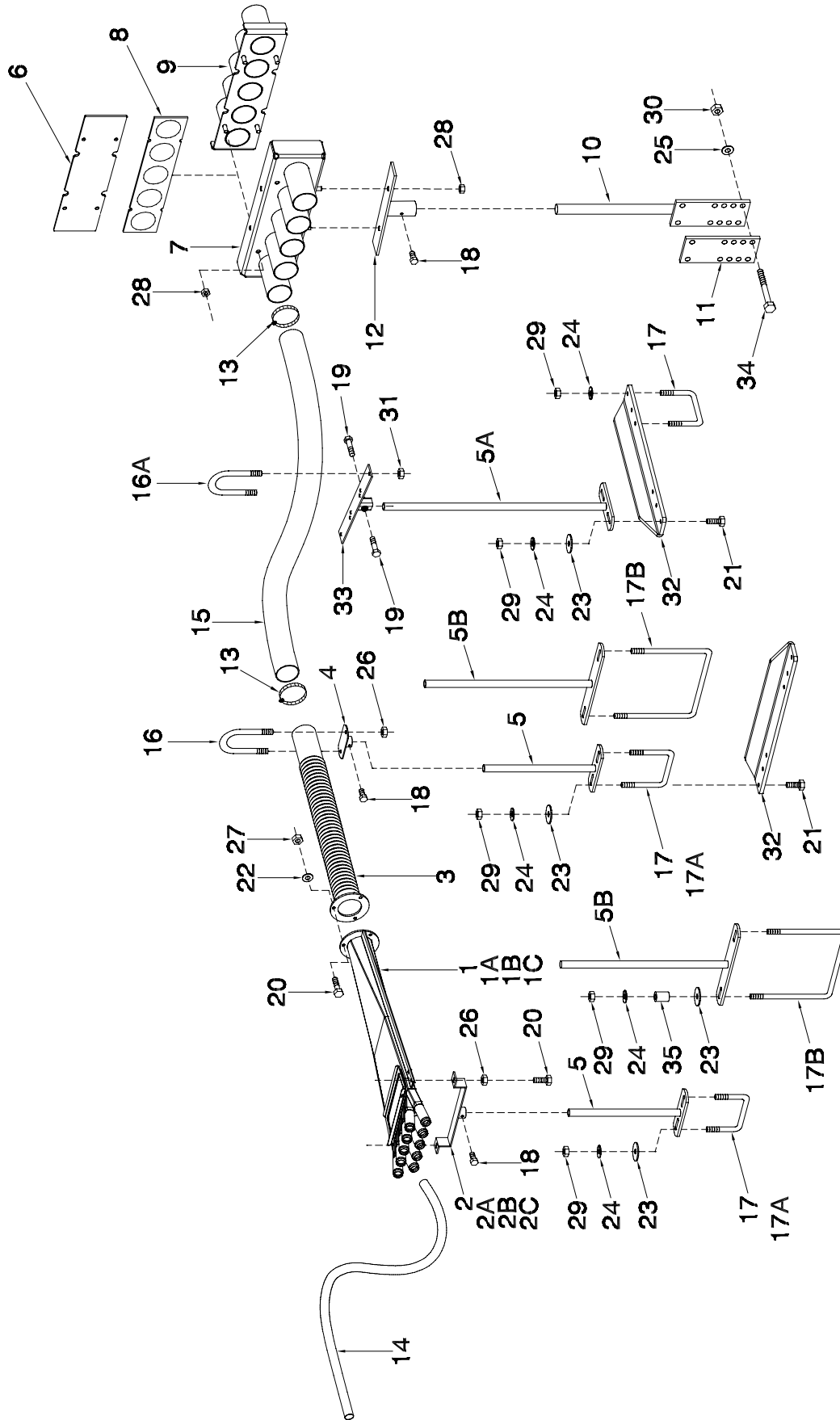


Install Equalizer on Seeding Unit side of the coupler.
Tap in Equalizer protecting face with a block of wood.

Distribution - Single Shoot Tow Behind - 61 to 86 ft

Item	Part No.	Description	No. Used							
			61 ft		71 ft		80 ft		86 ft	
			10	12	10	12	-	12	-	12
1	N42274	Divider Assembly - 11 Outlet	-	-	-	-	-	-	-	-
1A	N31190	Divider Assembly - 10 Outlet	-	-	3	-	-	-	-	5
1B	N31189	Divider Assembly - 9 Outlet	-	-	6	-	-	8	-	4
1C	N31188	Divider Assembly - 8 Outlet	9	5	-	8	-	1	-	-
1D	N31187	Divider Assembly - 7 Outlet	-	3	-	1	-	-	-	-
2	N40544	Support - 11 Outlet	-	-	-	-	-	-	-	-
2A	N19406	Support - 10 Outlet	-	-	3	-	-	-	-	5
2B	N15595	Support - 9 Outlet	-	-	6	-	-	8	-	4
2C	N15107	Support - 8 Outlet	9	5	-	8	-	1	-	-
2D	N15594	Support - 7 Outlet	-	3	-	1	-	-	-	-
3	N15135	Pipe - Corr Diff - Divider Head	9	8	9	9	-	9	-	9
4	N15102	Support - Rear	9	8	9	9	-	9	-	9
5	N19531	Support - Bottom - Rod 24"	20	18	20	20	-	20	-	20
6	N39877	Cover Plate - 5 Run	4	4	4	4	-	4	-	4
7	S39743	Coupler - 5 Run - Tillage	2	2	2	2	-	2	-	2
8	S39752	Gasket Seal - 5 Run	2	2	2	2	-	2	-	2
9	S39747	Coupler - 5 Run - Cart	2	2	2	2	-	2	-	2
10	S44463	Mount - Coupler	2	2	2	2	-	2	-	2
11	N19717	Hook - Chain	2	2	2	2	-	2	-	2
12	N19448	Chain - 80 Link	1	1	1	1	-	1	-	1
13	N11905	Hose Clamp - 2 1/2	36	32	36	36	-	36	-	36
14	R480034	Hose - .929 ID x 1.169 OD/ft (75 ft roll) ..	600	525	675	675	-	825	-	825
14A	R480034	Hose - .929 ID x 1.169 OD/ft (75 ft roll) ..	1.5 ft	1.5 ft	1.5 ft	1.5 ft	-	1.5 ft	-	1.5 ft
15	R480055	Hose - 2 1/2 ID/ft (100 ft rolls)	200	175	250	250	-	275	-	275
16	N15096	U Bolt 1/4 x 2.5 x 3 1/4 Lg	9	8	9	9	-	9	-	9
17	N15098	U-Bolt - 3/8 x 4 x 5	24	22	24	24	-	24	-	24
17A	N15097	U-Bolt - 3/8 x 2 x 5	20	18	20	20	-	20	-	20
18	N24396	Setscrew - 1/4 x 1/2	20	18	20	20	-	20	-	20
19	K-3830	Hex Bolt - 1/4 x 1/2 Lg	18	16	18	18	-	18	-	18
20	W-469	Hex Bolt - 1/4 x 3/4 Lg	27	24	27	27	-	27	-	27
21	W-187	Hex Bolt - 3/8 x 1 1/4 Lg	15	6	15	15	-	15	-	15
22	W-521	Lockwasher - 1/4	27	24	27	27	-	27	-	27
23	D-5579	Flatwasher - 3/8	40	36	40	40	-	40	-	40
24	W-523	Lockwasher - 3/8	79	66	79	79	-	79	-	79
25	D12714	U-Bolt - 3/8	8	8	8	8	-	8	-	8
26	D-5277	Serrated Locknut - 1/4	36	32	36	36	-	36	-	36
27	W-512	Hex Nut - 1/4	27	24	27	27	-	27	-	27
28	D-5279	Serrated Locknut - 3/8	12	12	12	12	-	12	-	12
29	W-514	Hex Nut - 3/8	79	66	79	79	-	79	-	79
30	S44307	Support Bracket - Distribution	4	4	4	4	-	4	-	4
31	S44308	Extension Bracket - Head Support	2	4	7	7	-	7	-	7
32	S44467	Head Support Plate	0	0	1	1	-	1	-	1
33	N48297	Hose Support - 80 & 86	0	0	0	0	-	2	-	2
34	N22778	Locknut - 1/4 nylon insert	0	0	0	0	-	16	-	16
35	N37630	U-Bolt - 1/4 x 2 3/4 x 3 3/4	0	0	0	0	-	8	-	8
36	N37920	Equalizer	5	5	3	3	-	5	-	5

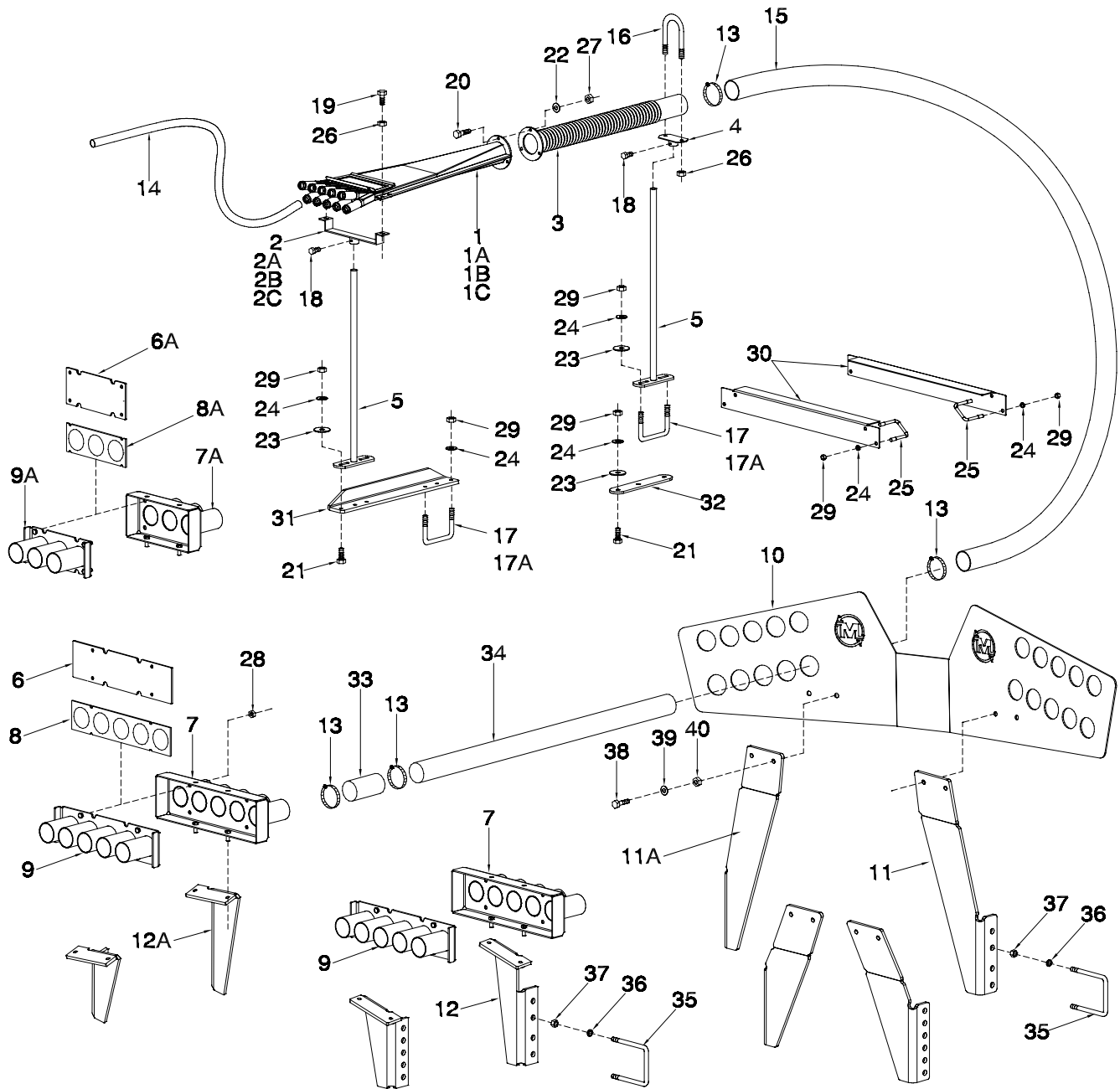
Distribution Single Shot Tow Between - 25 Ft and 31 Ft



Distribtion - Single Shoot Tow Between - 25 Ft and 31 Ft

Item	Part No.	Description	No: Used			
			25 ft		31 ft	
			10	12	10	12
1	N42274	Divider Assembly - 11 Outlet	-	-	-	-
1A	N31190	Divider Assembly - 10 Outlet.....	-	-	-	-
1B	N31189	Divider Assembly - 9 Outlet.....	-	1	-	-
1C	N31188	Divider Assembly - 8 Outlet.....	2	2	1	3
1D	N31187	Divider Assembly - 7 Outlet.....	2	-	4	1
2	N40544	Support - 11 Outlet.....	-	-	-	-
2A	N19406	Support - 10 Outlet.....	-	-	-	-
2B	N15595	Support - 9 Outlet.....	-	1	-	-
2C	N15107	Support - 8 Outlet.....	2	2	1	3
2D	N15594	Support - 7 Outlet.....	2	-	4	1
3	N15135	Pipe - Corr Diff - Divider Head	4	3	5	4
4	N15102	Support - Rear	4	3	5	4
5	N15105	Support - Bottom - Rod 12"	8	4	8	8
5A	N19531	Support - Bottom - Rod 24"	2	2	2	2
5B	N45694	Support - Wide - Bottom - Rod 14"	-	2	2	-
6	N39877	Cover Plate - 5 Run.....	1	1	1	1
7	S39743	Coupler - 5 Run - Tillage	1	1	1	1
8	S39752	Gasket Seal - 5 Run	1	1	1	1
9	S39747	Coupler - 5 Run - Cart	1	1	1	1
10	N19575	Base - Hose Coupler.....	1	1	1	1
11	N19409	Plate - Mount.....	1	1	1	1
12	N39840	Mount - Coupler	1	1	1	1
13	N11905	Hose Clamp - 2 1/2	16	12	20	16
14	R480034	Hose - .929 ID x 1.169 OD/ft (75 ft roll)	375	300	450	375
15	R480055	Hose - 2 1/2 ID/ft (100 ft rolls)	75	50	100	75
16	N15096	U Bolt 1/4 x 2.5 x 3 1/4 lg.....	4	3	5	4
16A	N37630	U-Bolt - 1/4 x 2 3/4 x 3 3/4 Lg	4	2	4	4
17	N15098	U-Bolt - 3/8 x 4 x 5	6	4	6	6
17A	N15097	U-Bolt - 3/8 x 2 x 5	4	2	4	4
17B	N40715	U-Bolt - 3/8 x 8 x 9 3/4	-	2	2	-
18	N24396	Setscrew - 1/4 x 1/2	10	8	12	10
19	K-3830	Hex Bolt - 1/4 x 1/2 Lg	4	4	4	4
20	W-469	Hex Bolt - 1/4 x 3/4 Lg	20	15	25	20
21	W-187	Hex Bolt - 3/8 x 1 1/4 Lg	8	4	4	8
22	W-521	Lockwasher - 1/4	12	9	15	12
23	D-5579	Flatwasher - 3/8	20	16	24	20
24	W-523	Lockwasher - 3/8.....	28	24	28	28
25	W-525	Lockwasher - 1/2.....	4	4	4	4
26	D-5277	Serrated Locknut - 1/4.....	16	12	20	16
27	W-512	Hex Nut - 1/4.....	12	9	15	12
28	D-5279	Serrated Locknut - 3/8.....	6	6	6	6
29	W-514	Hex Nut - 3/8.....	28	20	28	28
30	W-516	Hex Nut - 1/2.....	4	4	4	4
31	N22778	Locknut Nylon Insert - 1/4	8	8	8	8
32	S44308	Extension Bracket - Head Support.....	4	2	2	4
33	N40704	Support - Hose.....	2	2	2	2
34	S-951	Hex Bolt - 1/2 x 4 1/2 Lg.....	4	4	4	4
35	N11750	Bushing - 0.385 ID x 0.625 OD x 1 1/16 Lg	-	4	4	-

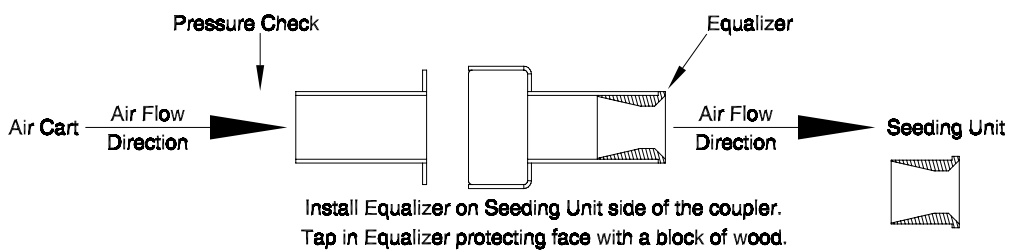
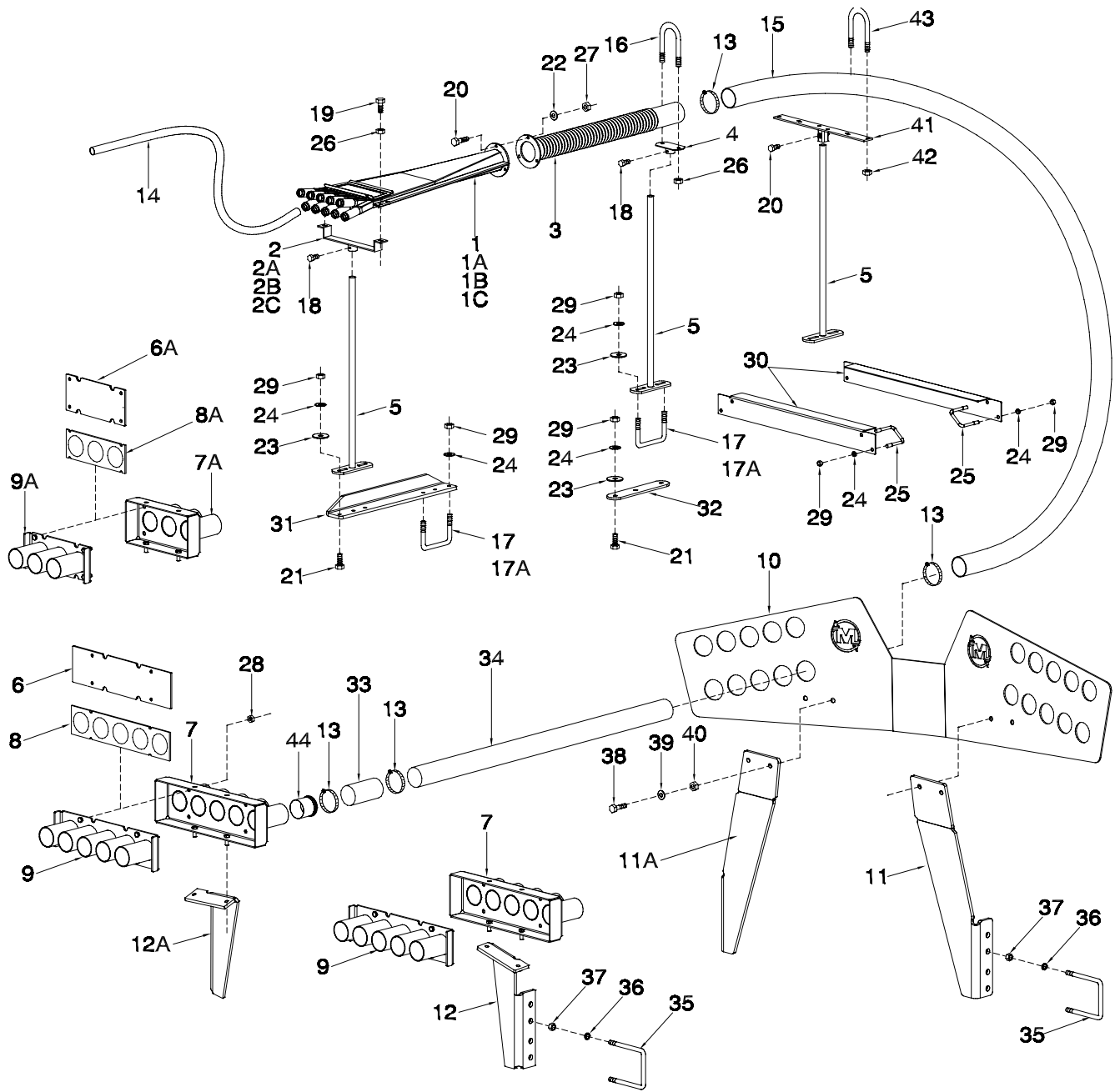
Distribution Single Shoot Tow Between - 41 to 51 ft



Distribtion - Single Shoot Tow Between - 41 to 51 ft

Item	Part No.	Description	No: Used					
			41 ft		47ft		51ft	
			10	12	10	12	10	12
1	N42274	Divider Assembly - 11 Outlet	-	-	-	-	-	-
1A	N31190	Divider Assembly - 10 Outlet	-	-	-	-	-	-
1B	N31189	Divider Assembly - 9 Outlet	2	1	-	-	4	-
1C	N31188	Divider Assembly - 8 Outlet	4	4	7	5	3	2
1D	N31187	Divider Assembly - 7 Outlet	-	-	-	1	-	5
2	N40544	Support - 11 Outlet	-	-	-	-	-	-
2A	N19406	Support - 10 Outlet	2	-	-	-	-	-
2B	N15595	Support - 9 Outlet	4	1	-	-	4	-
2C	N15107	Support - 8 Outlet	-	4	7	5	3	2
2D	N15594	Support - 7 Outlet	-	-	-	1	-	5
3	N15135	Pipe - Corr Diff - Divider Head	6	5	7	6	7	7
4	N15102	Support - Rear	6	5	7	6	7	7
5	N19531	Support - Bottom - Rod 24"	14	12	16	14	16	16
6	N39877	Cover Plate - 5 Run	0	0	2	0	2	2
6A	N39876	Cover Plate - 3 Run	4	4	0	4	0	0
7	S39743	Coupler - 5 Run - Tillage	0	0	2	0	2	2
7A	S39844	Coupler - 3 Run - Tillage	2	2	0	2	0	0
8	S39752	Gasket Seal - 5 Run	0	0	2	0	2	2
8A	S39885	Gasket Seal - 3 Run	2	2	0	2	0	0
9	S39747	Coupler - 5 Run - Cart	0	0	2	0	2	2
9A	S39843	Coupler - 3 Run - Cart	2	2	0	2	0	0
10	S39336	Carrier Plate - Distribution	1	1	1	1	1	1
11	S45821	Plate - Left - long	1	1	1	1	1	1
	S39340	Plate - Left - Short (Prior to Fall 2009)	1	1	1	1	-	-
11A	S45822	Plate - Right - long	1	1	1	1	1	1
	S39341	Plate - Right - Short (Prior to Fall 2009)	1	1	1	1	-	-
12	S45823	Plate - Left - long	1	1	1	1	1	1
	S39343	Plate - Left - Short (Prior to Fall 2009)	1	1	1	1	-	-
12A	S45824	Plate - Right - long	1	1	1	1	1	1
	S39344	Plate - Right - Short (Prior to Fall 2009)	1	1	1	1	-	-
13	N11905	Hose Clamp - 2 1/2	24	20	28	24	28	28
14	R480034	Hose - .929 ID x 1.169 OD/ft (75 ft roll)	450	375	525	450	600	600
15	R480055	Hose - 2 1/2 ID/ft (100 ft rolls)	125	100	150	125	100	100
16	N15096	U Bolt 1/4 x 2.5 x 3 1/4 Ig	6	5	7	6	7	7
17	N15098	U-Bolt - 3/8 x 4 x 5	18	16	20	18	20	20
17A	N15097	U-Bolt - 3/8 x 2 x 5	14	12	16	14	16	16
18	N24396	Setscrew - 1/4 x 1/2	14	12	16	14	16	16
19	K-3830	Hex Bolt - 1/4 x 1/2 Lg	12	10	14	12	14	14
20	W-469	Hex Bolt - 1/4 x 3/4 Lg	18	15	21	18	21	21
21	W-187	Hex Bolt - 3/8 x 1 1/4 Lg	0	4	5	0	4	4
22	W-521	Lockwasher - 1/4	18	15	21	18	21	21
23	D-5579	Flatwasher - 3/8	28	24	32	28	32	32
24	W-523	Lockwasher - 3/8	52	52	61	52	60	60
25	D12714	U-Bolt - 3/8	8	8	8	8	8	8
26	D-5277	Serrated Locknut - 1/4	24	20	28	24	28	28
27	W-512	Hex Nut - 1/4	18	15	21	18	21	21
28	D-5279	Serrated Locknut - 3/8	12	12	12	12	12	12
29	W-514	Hex Nut - 3/8	52	52	61	52	60	60
30	S44307	Support Bracket - Distribution	4	4	4	4	4	4
31	S44308	Extension Bracket - Head Support	0	2	2	0	0	0
32	S44467	Head Support Plate	0	0	1	0	0	0
33	N19428	Hose - 2.54 ID x 2.79 OD x 5 Lg	6	5	7	6	7	7
34	N32498	Pipe - 2 1/2 OD x 14 Ga	6	5	7	6	7	7
35	C-219	U-Bolt - 5/8 x 4 x 5 9/16	4	4	4	4	4	4
36	W-526	Lockwasher - 5/8	4	4	4	4	4	4
37	W-517	Hex Nut - 5/8	4	4	4	4	4	4
38	W-485	Hex Bolt - 1/2 x 1 1/4 Lg	4	4	4	4	4	4
39	W-525	Lockwasher - 1/2	4	4	4	4	4	4
40	W-516	Hex Nut - 1/2	4	4	4	4	4	4

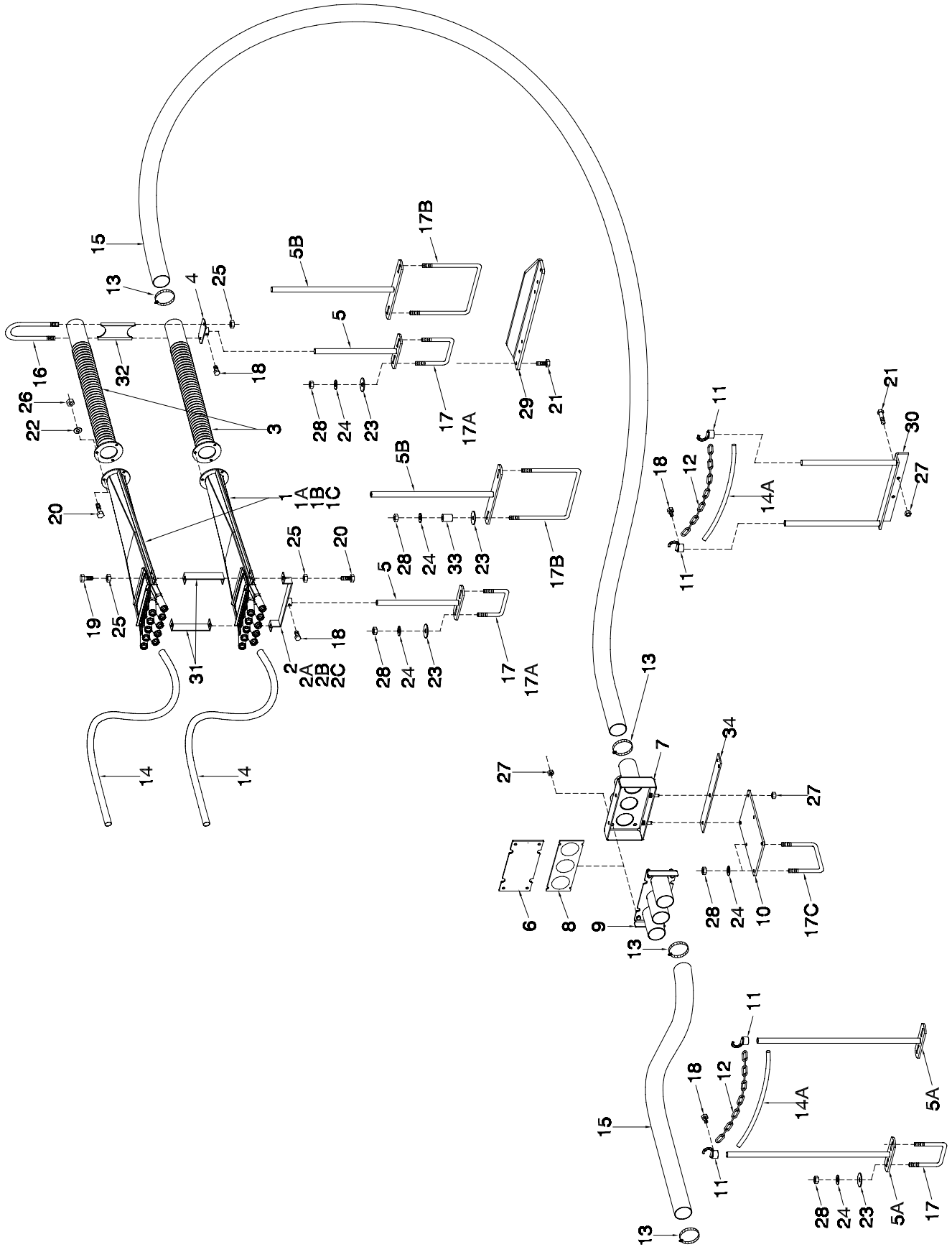
Distribution Single Shoot Tow Between - 61 to 86 ft



Distribtion - Single Shoot Tow Between - 61 to 86 ft

Item	Part No.	Description	No. Used							
			61 ft		71 ft		80 ft		86 ft	
			10	12	10	12	-	12	-	12
1	N42274	Divider Assembly - 11 Outlet	-	-	-	-	-	-	-	-
1A	N31190	Divider Assembly - 10 Outlet	-	-	3	-	-	-	-	5
1B	N31189	Divider Assembly - 9 Outlet	-	-	6	-	-	8	-	4
1C	N31188	Divider Assembly - 8 Outlet	9	5	-	8	-	1	-	-
1D	N31187	Divider Assembly - 7 Outlet	-	3	-	1	-	-	-	-
2	N40544	Support - 11 Outlet	-	-	-	-	-	-	-	-
2A	N19406	Support - 10 Outlet	-	-	3	-	-	-	-	5
2B	N15595	Support - 9 Outlet	-	-	6	-	-	8	-	4
2C	N15107	Support - 8 Outlet	9	5	-	8	-	1	-	-
2D	N15594	Support - 7 Outlet	-	3	-	1	-	-	-	-
3	N15135	Pipe - Corr Diff - Divider Head	9	8	9	9	-	9	-	9
4	N15102	Support - Rear	9	8	9	9	-	9	-	9
5	N19531	Support - Bottom - Rod 24"	20	18	20	20	-	20	-	20
6	N39877	Cover Plate - 5 Run	4	4	4	4	-	4	-	4
7	S39743	Coupler - 5 Run - Tillage	2	2	2	2	-	2	-	2
8	S39752	Gasket Seal - 5 Run	2	2	2	2	-	2	-	2
9	S39747	Coupler - 5 Run - Cart	2	2	2	2	-	2	-	2
10	S39336	Carrier Plate - Distribution	1	1	1	1	-	1	-	1
11	S45821	Plate - Left	1	1	1	1	-	1	-	1
11A	S45822	Plate - Right	1	1	1	1	-	1	-	1
12	S45823	Plate - Left	1	1	1	1	-	1	-	1
12A	S45824	Plate - Right	1	1	1	1	-	1	-	1
13	N11905	Hose Clamp - 2 1/2	36	28	36	36	-	36	-	36
14	R480034	Hose - .929 ID x 1.169 OD/ft (75 ft roll) ..	600	525	675	675	-	825	-	825
15	R480055	Hose - 2 1/2 ID/ft (100 ft rolls)	225	200	275	275	-	275	-	275
16	N15096	U Bolt 1/4 x 2.5 x 3 1/4 lg	9	8	9	9	-	9	-	9
17	N15098	U-Bolt - 3/8 x 4 x 5	24	22	24	24	-	24	-	24
17A	N15097	U-Bolt - 3/8 x 2 x 5	20	18	20	20	-	20	-	20
18	N24396	Setscrew - 1/4 x 1/2	20	18	20	20	-	20	-	20
19	K-3830	Hex Bolt - 1/4 x 1/2 Lg	18	16	18	18	-	18	-	18
20	W-469	Hex Bolt - 1/4 x 3/4 Lg	27	24	27	27	-	27	-	27
21	W-187	Hex Bolt - 3/8 x 1 1/4 Lg	15	6	15	15	-	15	-	15
22	W-521	Lockwasher - 1/4	27	24	27	27	-	27	-	27
23	D-5579	Flatwasher - 3/8	40	36	40	40	-	40	-	40
24	W-523	Lockwasher - 3/8	79	66	79	79	-	79	-	79
25	D12714	U-Bolt - 3/8	8	8	8	8	-	8	-	8
26	D-5277	Serrated Locknut - 1/4	36	32	36	36	-	36	-	36
27	W-512	Hex Nut - 1/4	27	24	27	27	-	27	-	27
28	D-5279	Serrated Locknut - 3/8	12	12	12	12	-	12	-	12
29	W-514	Hex Nut - 3/8	79	66	79	79	-	79	-	79
30	S44307	Support Bracket - Distribution	4	4	4	4	-	4	-	4
31	S44308	Extension Bracket - Head Support	0	4	7	7	-	7	-	7
32	S44467	Head Support Plate	0	0	1	1	-	1	-	1
33	N19428	Hose - 2.54 ID x 2.79 OD x 5 Lg	9	8	9	9	-	9	-	9
34	N32498	Pipe - 2 1/2 OD x 14 Ga	9	8	9	9	-	9	-	9
35	C-219	U-Bolt - 5/8 x 4 x 5 9/16	4	4	4	4	-	4	-	4
36	W-526	Lockwasher - 5/8	4	4	4	4	-	4	-	4
37	W-517	Hex Nut - 5/8	4	4	4	4	-	4	-	4
38	W-485	Hex Bolt - 1/2 x 1 1/4 Lg	4	4	4	4	-	4	-	4
39	W-525	Lockwasher - 1/2	4	4	4	4	-	4	-	4
40	W-516	Hex Nut - 1/2	4	4	4	4	-	4	-	4
41	N48297	Hose Support - 80 & 86	0	0	0	0	-	2	-	2
42	N22778	Locknut - 1/4 nylon insert	0	0	0	0	-	16	-	16
43	N37630	U-Bolt - 1/4 x 2 3/4 x 3 3/4	0	0	0	0	-	8	-	8
44	N37920	Equalizer	5	5	3	3	-	5	-	5

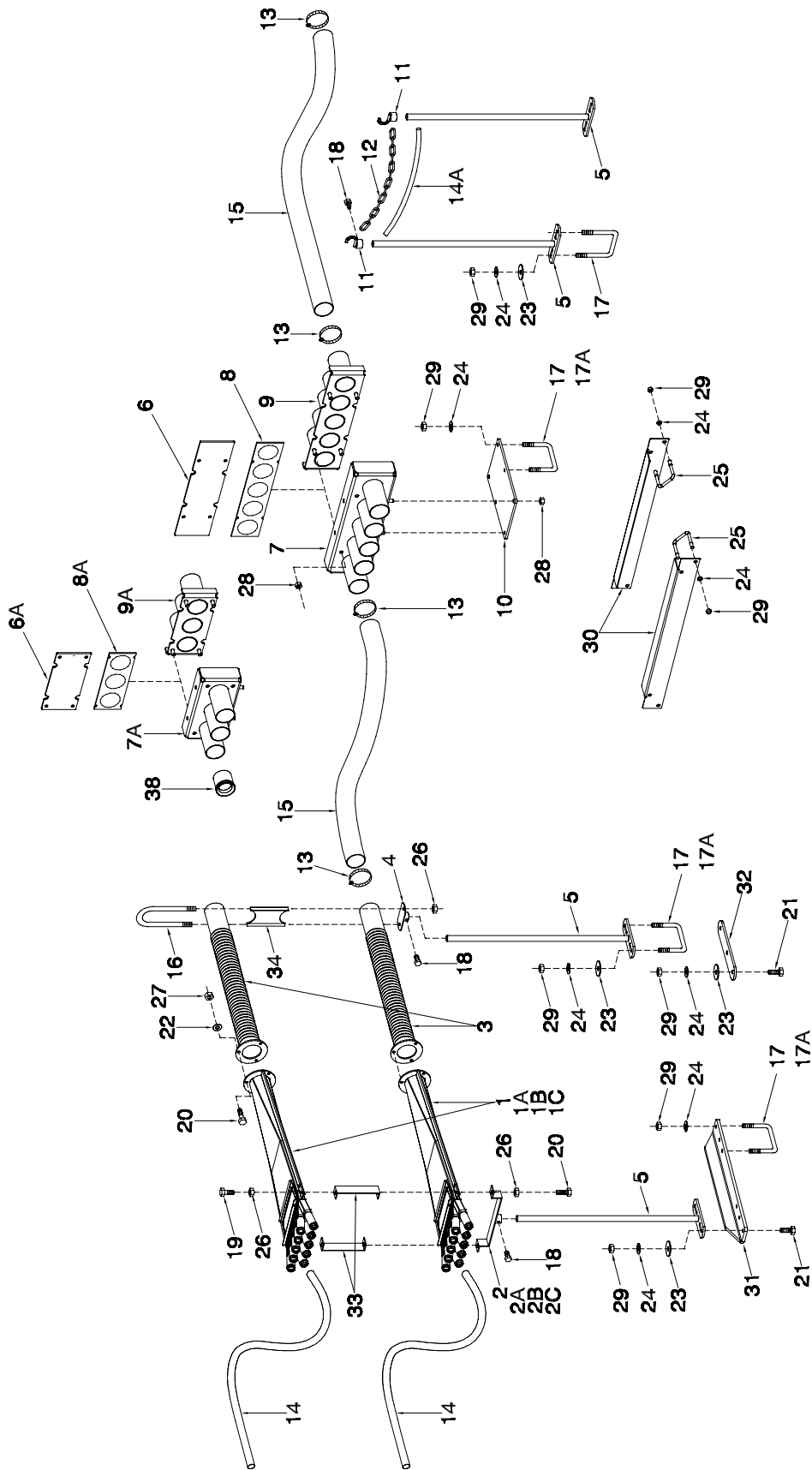
Distribution Dual Shot Tow Behind - 25 Ft and 31 Ft



Distribution - Dual Shoot Tow Behind - 25 Ft and 31 Ft

Item	Part No.	Description	No: Used			
			25 ft		31 ft	
			10	12	10	12
1	N42274	Divider Assembly - 11 Outlet	-	-	-	-
1A	N31190	Divider Assembly - 10 Outlet.....	-	-	-	-
1B	N31189	Divider Assembly - 9 Outlet.....	-	2	-	-
1C	N31188	Divider Assembly - 8 Outlet.....	4	4	2	6
1D	N31187	Divider Assembly - 7 Outlet.....	4	-	8	2
2	N40544	Support - 11 Outlet.....	-	-	-	-
2A	N19406	Support - 10 Outlet.....	-	-	-	-
2B	N15595	Support - 9 Outlet.....	-	1	-	-
2C	N15107	Support - 8 Outlet.....	2	2	1	3
2D	N15594	Support - 7 Outlet.....	2	-	4	1
3	N15135	Pipe - Corr Diff - Divider Head	8	6	10	8
4	N15102	Support - Rear	4	3	5	4
5	N15105	Support - Bottom - Rod 12"	8	6	8	8
5A	N19531	Support - Bottom - Rod 24"	2	2	2	2
5B	N45694	Support - Wide - Bottom - Rod 14"	-	2	2	-
6	N39876	Cover Plate - 3 Run.....	4	4	4	4
7	S39844	Coupler - 3 Run - Tillage	4	4	4	4
8	S39885	Gasket Seal - 3 Run.....	4	4	4	4
9	S39843	Coupler - 3 Run - Cart	4	4	4	4
10	S44463	Mount - Coupler	2	2	2	2
11	N19717	Hook - Chain	4	4	4	4
12	N19448	Chain - 80 Link.....	2	2	2	2
13	N11905	Hose Clamp - 2 1/2	32	24	40	32
14	R480034	Hose - .929 ID x 1.169 OD/ft (75 ft roll)	675	600	825	675
14A	R480034	Hose - .929 ID x 1.169 OD x 1.5 ft (75 ft roll)	2	2	2	2
15	R480055	Hose - 2 1/2 ID/ft (100 ft rolls)	150	100	200	150
16	N16504	U-Bolt - 1/4 x 2 9/16 x 9 1/2 Lg	4	3	5	4
17	N15098	U-Bolt - 3/8 x 4 x 5	6	4	6	6
17A	N15097	U-Bolt - 3/8 x 2 x 5	4	2	4	4
17B	N40715	U-Bolt - 3/8 x 8 x 9 3/4	-	2	2	-
17C	N34025	U-Bolt - 3/8 x 5 x 8	4	4	4	4
18	N24396	Setscrew - 1/4 x 1/2	12	10	14	12
19	K-3830	Hex Bolt - 1/4 x 1/2 Lg	8	6	10	8
20	W-469	Hex Bolt - 1/4 x 3/4 Lg	32	27	40	32
21	W-187	Hex Bolt - 3/8 x 1 1/4 Lg	10	6	6	10
22	W-521	Lockwasher - 1/4	24	18	30	24
23	D-5579	Flatwasher - 3/8	36	32	36	36
24	W-523	Lockwasher - 3/8.....	36	32	36	36
25	D-5277	Serrated Locknut - 1/4.....	24	20	30	24
26	W-512	Hex Nut - 1/4.....	24	18	30	24
27	D-5279	Serrated Locknut - 3/8.....	26	26	26	26
28	W-514	Hex Nut - 3/8.....	36	32	36	36
29	S44308	Extension Bracket - Head Support.....	4	2	2	4
30	N45696	Hose Support.....	1	1	1	1
31	N16689	Bracket Front - Dual Shoot Heads.....	8	6	10	8
32	N16507	Spacer - Rear - Dual Shoot Heads	4	3	5	4
33	N11750	Bushing - 0.385 ID x 0.625 OD x 1 1/16 Lg	-	4	4	-
34	N45684	Bracket - Air Cart Hydraulic Quick Coupler Mount	1	1	1	1

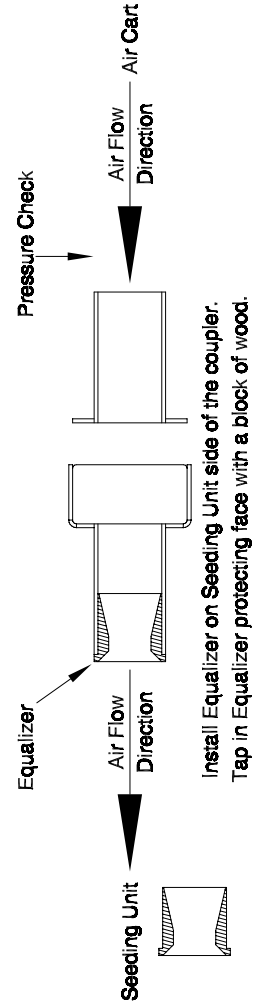
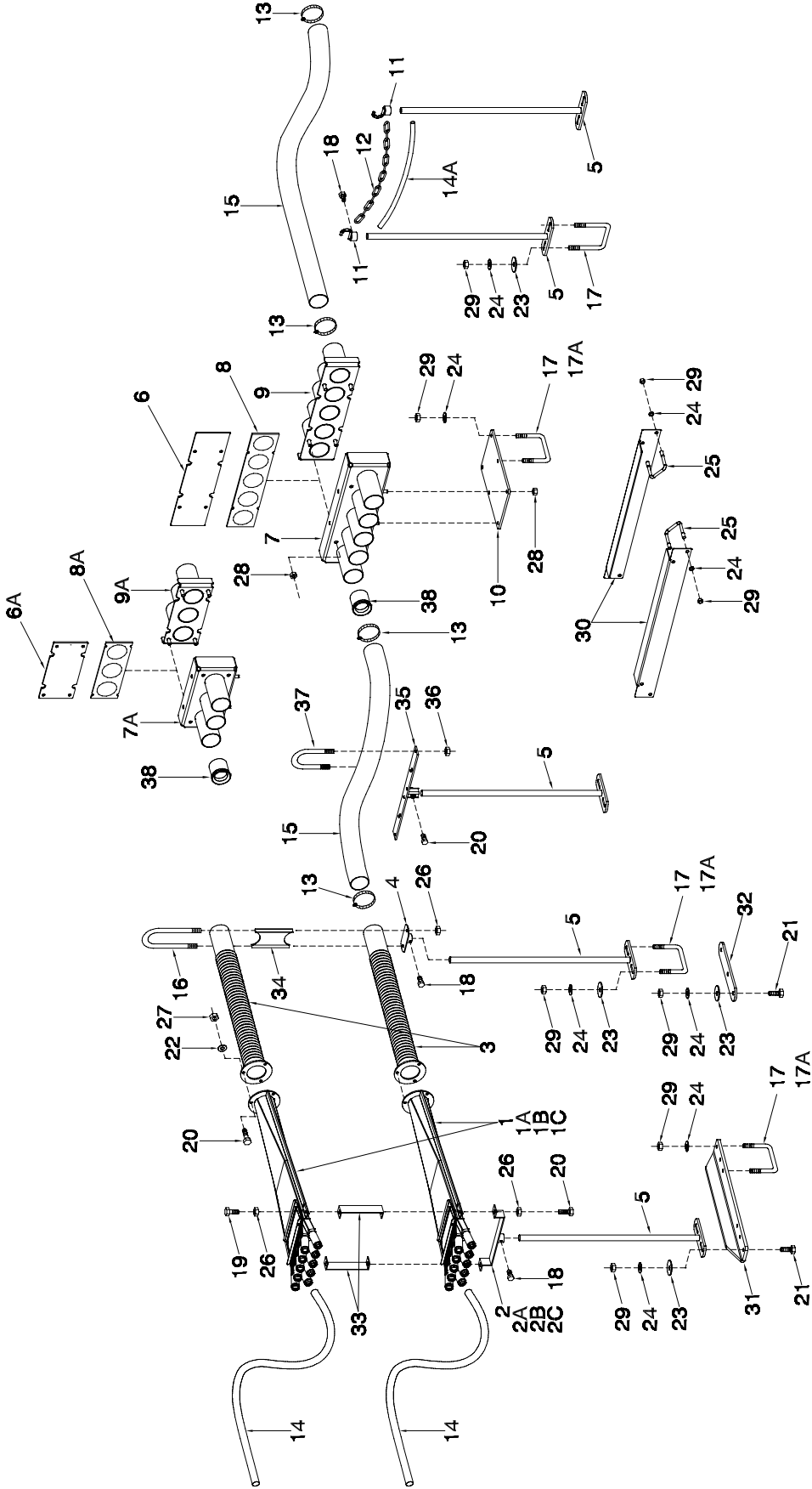
Distribution Dual Shoot Tow Behind - 41 to 51 ft



Distribution - Dual Shoot Tow Behind - 41 to 51 ft

Item	Part No.	Description	No: Used					
			41 ft		47ft		51ft	
			10	12	10	12	10	12
1	N42274	Divider Assembly - 11 Outlet	-	-	-	-	-	-
1A	N31190	Divider Assembly - 10 Outlet.....	-	-	-	-	-	-
1B	N31189	Divider Assembly - 9 Outlet.....	4	2	-	-	8	-
1C	N31188	Divider Assembly - 8 Outlet.....	8	8	14	10	6	4
1D	N31187	Divider Assembly - 7 Outlet.....	-	-	-	2	-	10
2	N40544	Support - 11 Outlet.....	-	-	-	-	-	-
2A	N19406	Support - 10 Outlet.....	4	-	-	-	-	-
2B	N15595	Support - 9 Outlet.....	8	2	-	-	8	-
2C	N15107	Support - 8 Outlet.....	-	8	14	10	6	4
2D	N15594	Support - 7 Outlet.....	-	-	-	2	-	10
3	N15135	Pipe - Corr Diff - Divider Head	12	10	14	12	14	14
4	N15102	Support - Rear	6	5	7	6	7	7
5	N19531	Support - Bottom - Rod 24"	14	12	16	14	16	16
6	N39877	Cover Plate - 5 Run.....	0	0	8	0	8	8
6A	N39876	Cover Plate - 3 Run.....	8	8	0	8	0	0
7	S39743	Coupler - 5 Run - Tillage	0	0	4	0	4	4
7A	S39844	Coupler - 3 Run - Tillage	4	4	0	4	0	0
8	S39752	Gasket Seal - 5 Run.....	0	0	4	0	4	4
8A	S39885	Gasket Seal - 3 Run.....	4	4	0	4	0	0
9	S39747	Coupler - 5 Run - Cart.....	0	0	4	0	4	4
9A	S39843	Coupler - 3 Run - Cart	4	4	0	4	0	0
10	S44463	Mount - Coupler	2	2	2	2	2	2
11	N19717	Hook - Chain.....	2	2	2	2	2	2
12	N19448	Chain - 80 Link.....	1	1	1	1	1	1
13	N11905	Hose Clamp - 2 1/2.....	48	40	56	48	64	56
14	R480034	Hose - .929 ID x 1.169 OD/ft (75 ft roll)	900	750	1050	900	1200	1200
14A	R480034	Hose - .929 ID x 1.169 OD/ft (75 ft roll)	1.5 ft	1.5 ft	1.5 ft	1.5 ft	1.5 ft	1.5 ft
15	R480055	Hose - 2 1/2 ID/ft (100 ft rolls)	250	200	300	250	150	150
16	N15096	U-Bolt 1/4 x 2.5 x 3 1/4 lg.....	6	5	7	6	7	7
17	N15098	U-Bolt - 3/8 x 4 x 5	18	16	20	18	20	20
17A	N15097	U-Bolt - 3/8 x 2 x 5	14	12	16	14	16	16
18	N24396	Setscrew - 1/4 x 1/2	14	12	16	14	16	16
19	K-3830	Hex Bolt - 1/4 x 1/2 Lg.....	12	10	14	12	14	14
20	W-469	Hex Bolt - 1/4 x 3/4 Lg.....	38	32	44	38	44	44
21	W-187	Hex Bolt - 3/8 x 1 1/4 Lg.....	0	4	5	0	4	4
22	W-521	Lockwasher - 1/4.....	36	30	42	36	42	42
23	D-5579	Flatwasher - 3/8	28	24	32	28	32	32
24	W-523	Lockwasher - 3/8.....	52	52	61	52	60	60
25	D12714	U-Bolt - 3/8.....	8	8	8	8	8	8
26	D-5277	Serrated Locknut - 1/4.....	24	20	28	24	28	28
27	W-512	Hex Nut - 1/4	36	30	42	36	42	42
28	D-5279	Serrated Locknut - 3/8.....	12	12	12	12	12	12
29	W-514	Hex Nut - 3/8	52	52	61	52	60	60
30	S44307	Support Bracket - Distribution	4	4	4	4	4	4
31	S44308	Extension Bracket - Head Support.....	0	2	2	0	4	4
32	S44467	Head Support Plate	0	0	1	0	4	2
33	N16689	Bracket Front - Dual Shoot Heads.....	12	10	14	12	16	14
34	N16507	Spacer - Rear - Dual Shoot Heads	6	5	7	6	8	7

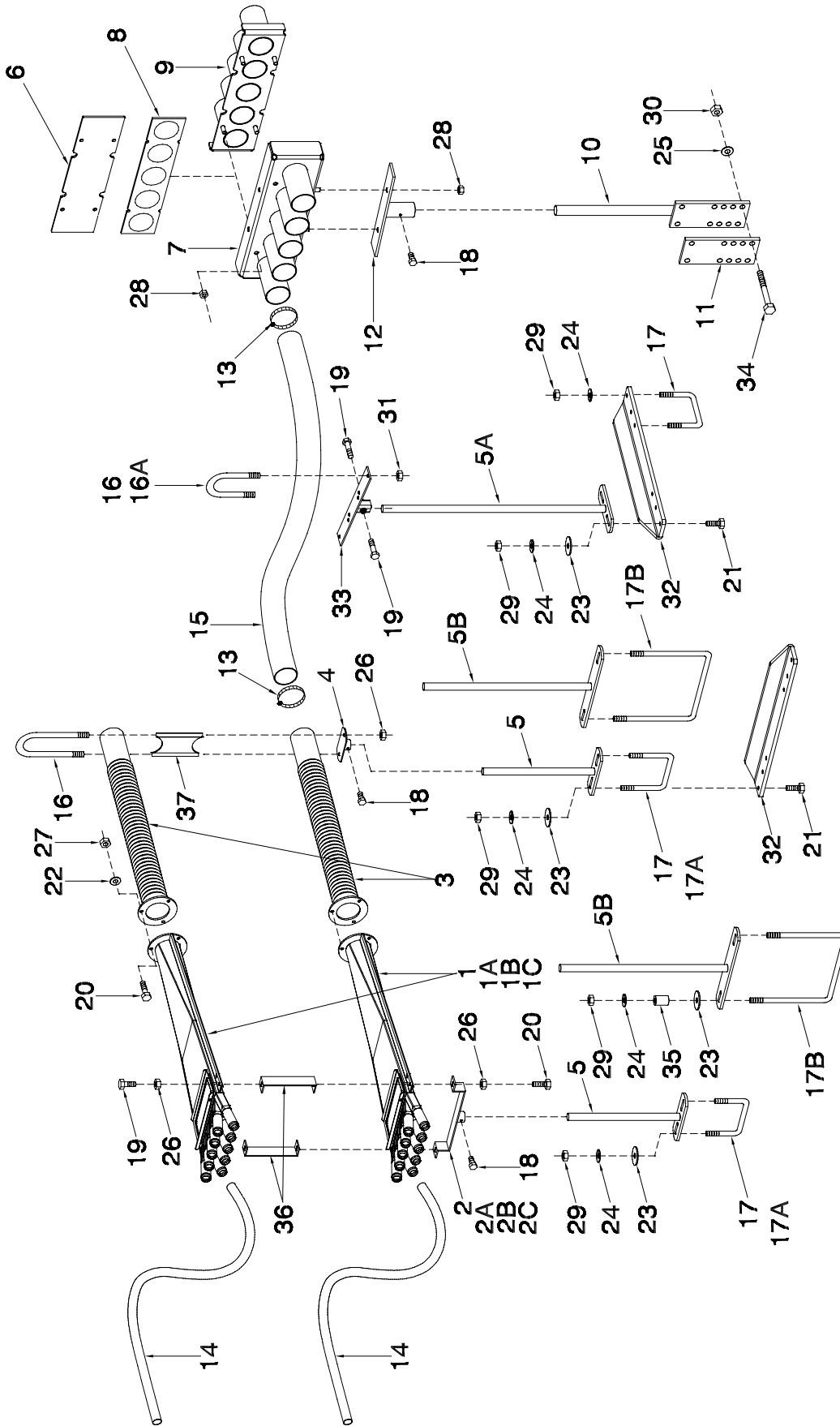
Distribution Dual Shoot Tow Behind - 61 to 86 ft



Distribution - Dual Shoot Tow Behind - 61 to 86 ft

Item	Part No.	Description	No. Used							
			61 ft		71 ft		80 ft		86 ft	
			10	12	10	12	-	12	-	12
1	N42274	Divider Assembly - 11 Outlet	-	-	-	-	-	-	-	-
1A	N31190	Divider Assembly - 10 Outlet	-	-	6	-	-	-	-	10
1B	N31189	Divider Assembly - 9 Outlet	-	-	12	-	-	16	-	8
1C	N31188	Divider Assembly - 8 Outlet	18	10	-	-	-	2	-	-
1D	N31187	Divider Assembly - 7 Outlet	-	6	-	-	-	-	-	-
2	N40544	Support - 11 Outlet	-	-	-	-	-	-	-	-
2A	N19406	Support - 10 Outlet	-	-	6	-	-	-	-	10
2B	N15595	Support - 9 Outlet	-	-	12	-	-	16	-	8
2C	N15107	Support - 8 Outlet	18	10	-	-	-	2	-	-
2D	N15594	Support - 7 Outlet	-	6	-	-	-	-	-	-
3	N15135	Pipe - Corr Diff - Divider Head	16	14	18	18	-	18	-	18
4	N15102	Support - Rear	8	7	9	9	-	9	-	9
5	N19531	Support - Bottom - Rod 24"	18	16	20	20	-	20	-	20
6	N39877	Cover Plate - 5 Run	4	4	4	4	-	4	-	4
7	S39743	Coupler - 5 Run - Tillage	4	4	4	4	-	4	-	4
8	S39752	Gasket Seal - 5 Run	4	4	4	4	-	4	-	4
9	S39747	Coupler - 5 Run - Cart	4	4	4	4	-	4	-	4
10	S44463	Mount - Coupler	2	2	2	2	-	2	-	2
11	N19717	Hook - Chain	2	2	2	2	-	2	-	2
12	N19448	Chain - 80 Link	1	1	1	1	-	1	-	1
13	N11905	Hose Clamp - 2 1/2	64	56	72	72	-	72	-	72
14	R480034	Hose - .929 ID x 1.169 OD/ft (75 ft roll) ..	1200	1050	1350	1350	-	1650	-	1650
14A	R480034	Hose - .929 ID x 1.169 OD/ft (75 ft roll) ..	1.5 ft	1.5 ft	1.5 ft	1.5 ft	1.5 ft	1.5 ft	1.5 ft	1.5 ft
15	R480055	Hose - 2 1/2 ID/ft (100 ft rolls)	450	400	550	550	-	550	-	550
16	N16504	U-Bolt - 1/4 x 2 9/16 x 9 1/2 Lg	8	7	9	9	-	9	-	9
17	N15098	U-Bolt - 3/8 x 4 x 5	22	20	24	24	-	24	-	24
17A	N15097	U-Bolt - 3/8 x 2 x 5	18	16	20	20	-	20	-	20
18	N24396	Setscrew - 1/4 x 1/2	18	16	20	20	-	20	-	20
19	K-3830	Hex Bolt - 1/4 x 1/2 Lg	16	14	18	18	-	18	-	18
20	W-469	Hex Bolt - 1/4 x 3/4 Lg	50	44	56	56	-	56	-	56
21	W-187	Hex Bolt - 3/8 x 1 1/4 Lg	6	4	15	15	-	15	-	15
22	W-521	Lockwasher - 1/4	48	42	54	54	-	54	-	54
23	D-5579	Flatwasher - 3/8	36	32	40	40	-	40	-	40
24	W-523	Lockwasher - 3/8	66	60	79	79	-	79	-	79
25	D12714	U-Bolt - 3/8	8	8	8	8	-	8	-	8
26	D-5277	Serrated Locknut - 1/4	34	30	38	38	-	38	-	38
27	W-512	Hex Nut - 1/4	48	42	54	54	-	54	-	54
28	D-5279	Serrated Locknut - 3/8	12	12	12	12	-	12	-	12
29	W-514	Hex Nut - 3/8	66	60	79	79	-	79	-	79
30	S44307	Support Bracket - Distribution	4	4	4	4	-	4	-	4
31	S44308	Extension Bracket - Head Support	2	4	7	7	-	7	-	7
32	S44467	Head Support Plate	0	0	1	1	-	1	-	1
33	N16689	Bracket Front - Dual Shoot Heads	16	14	18	18	-	18	-	18
34	N16507	Spacer - Rear - Dual Shoot Heads	8	7	9	9	-	9	-	9
35	N48297	Hose Support - 80 & 86	0	0	0	0	-	2	-	2
36	N22778	Locknut - 1/4 nylon insert	0	0	0	0	-	16	-	16
37	N37630	U-Bolt - 1/4 x 2 3/4 x 3 3/4	0	0	0	0	-	8	-	8
38	N37920	Equalizer	10	10	6	6	-	10	-	10

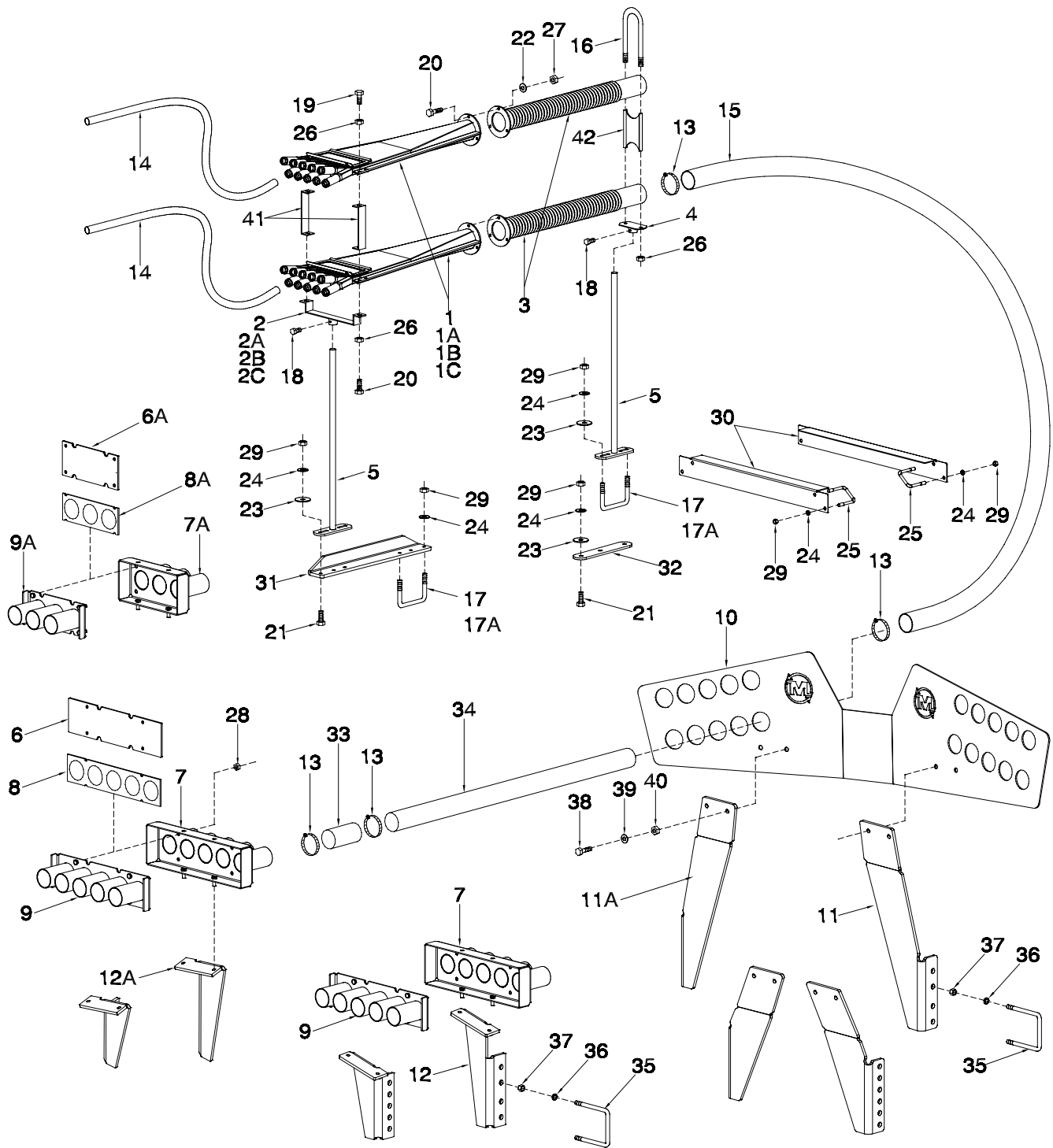
Distribution Dual Shoot Tow Between - 25 Ft and 31 Ft



Distribution - Dual Shoot Tow Between - 25 Ft and 31 Ft

Item	Part No.	Description	No: Used			
			25 ft		31 ft	
			10	12	10	12
1	N42274	Divider Assembly - 11 Outlet	-	-	-	-
1A	N31190	Divider Assembly - 10 Outlet.....	-	-	-	-
1B	N31189	Divider Assembly - 9 Outlet.....	-	2	-	-
1C	N31188	Divider Assembly - 8 Outlet.....	4	4	2	6
1D	N31187	Divider Assembly - 7 Outlet.....	4	-	8	2
2	N40544	Support - 11 Outlet.....	-	-	-	-
2A	N19406	Support - 10 Outlet.....	-	-	-	-
2B	N15595	Support - 9 Outlet.....	-	1	-	-
2C	N15107	Support - 8 Outlet.....	3	2	1	3
2D	N15594	Support - 7 Outlet.....	1	-	4	1
3	N15135	Pipe - Corr Diff - Divider Head	8	6	10	8
4	N15102	Support - Rear	4	3	5	4
5	N15105	Support - Bottom - Rod 12"	8	6	8	8
5A	N19531	Support - Bottom - Rod 24"	2	2	2	2
5B	N45694	Support - Wide - Bottom - Rod 14"	-	2	2	-
6	N39877	Cover Plate - 5 Run.....	2	2	2	2
7	S39743	Coupler - 5 Run - Tillage	2	2	2	2
8	S39752	Gasket Seal - 5 Run	2	2	2	2
9	S39747	Coupler - 5 Run - Cart	2	2	2	2
10	N19575	Base - Hose Coupler.....	1	1	1	1
11	N19409	Plate - Mount.....	1	1	1	1
12	N39840	Mount - Coupler	1	1	1	1
13	N11905	Hose Clamp - 2 1/2	32	24	40	32
14	R480034	Hose - .929 ID x 1.169 OD/ft (75 ft roll)	675	600	825	675
15	R480055	Hose - 2 1/2 ID/ft (100 ft rolls)	150	100	200	150
16	N16504	U-Bolt - 1/4 x 2 9/16 x 9 1/2 Lg	8	3	9	8
16A	N37630	U-Bolt - 1/4 x 2 3/4 x 3 3/4 Lg	2	2	2	2
17	N15098	U-Bolt - 3/8 x 4 x 5	6	4	6	6
17A	N15097	U-Bolt - 3/8 x 2 x 5	4	2	4	4
17B	N40715	U-Bolt - 3/8 x 8 x 9 3/4	-	2	2	-
18	N24396	Setscrew - 1/4 x 1/2	8	6	12	8
19	K-3830	Hex Bolt - 1/4 x 1/2 Lg	12	10	14	12
20	W-469	Hex Bolt - 1/4 x 3/4 Lg	32	24	40	32
21	W-187	Hex Bolt - 3/8 x 1 1/4 Lg	8	4	4	8
22	W-521	Lockwasher - 1/4	24	18	30	24
23	D-5579	Flatwasher - 3/8	20	16	24	20
24	W-523	Lockwasher - 3/8.....	28	16	28	28
25	W-525	Lockwasher - 1/2.....	4	4	4	4
26	D-5277	Serrated Locknut - 1/4.....	24	18	30	24
27	W-512	Hex Nut - 1/4.....	24	18	30	24
28	D-5279	Serrated Locknut - 3/8.....	12	12	12	12
29	W-514	Hex Nut - 3/8.....	28	20	28	28
30	W-516	Hex Nut - 1/2.....	4	4	4	4
31	N22778	Locknut Nylon Insert - 1/4	8	4	8	8
32	S44308	Extension Bracket - Head Support.....	4	2	2	4
33	N40704	Support - Hose.....	2	2	2	2
34	S-951	Hex Bolt - 1/2 x 4 1/2 Lg.....	4	4	4	4
35	N11750	Bushing - 0.385 ID x 0.625 OD x 1 1/16 Lg	-	4	4	-
36	N16689	Bracket Front - Dual Shoot Heads.....	8	6	10	8
37	N16507	Spacer - Rear - Dual Shoot Heads	4	3	5	4

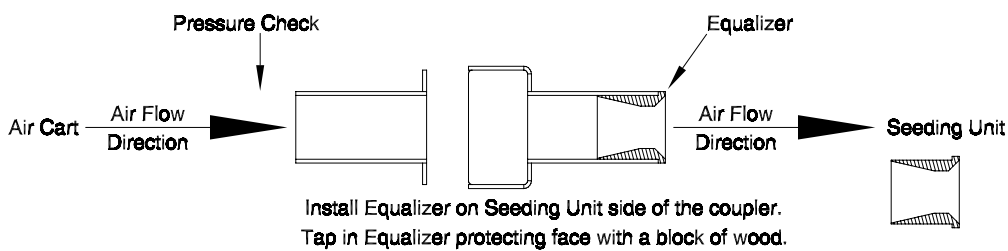
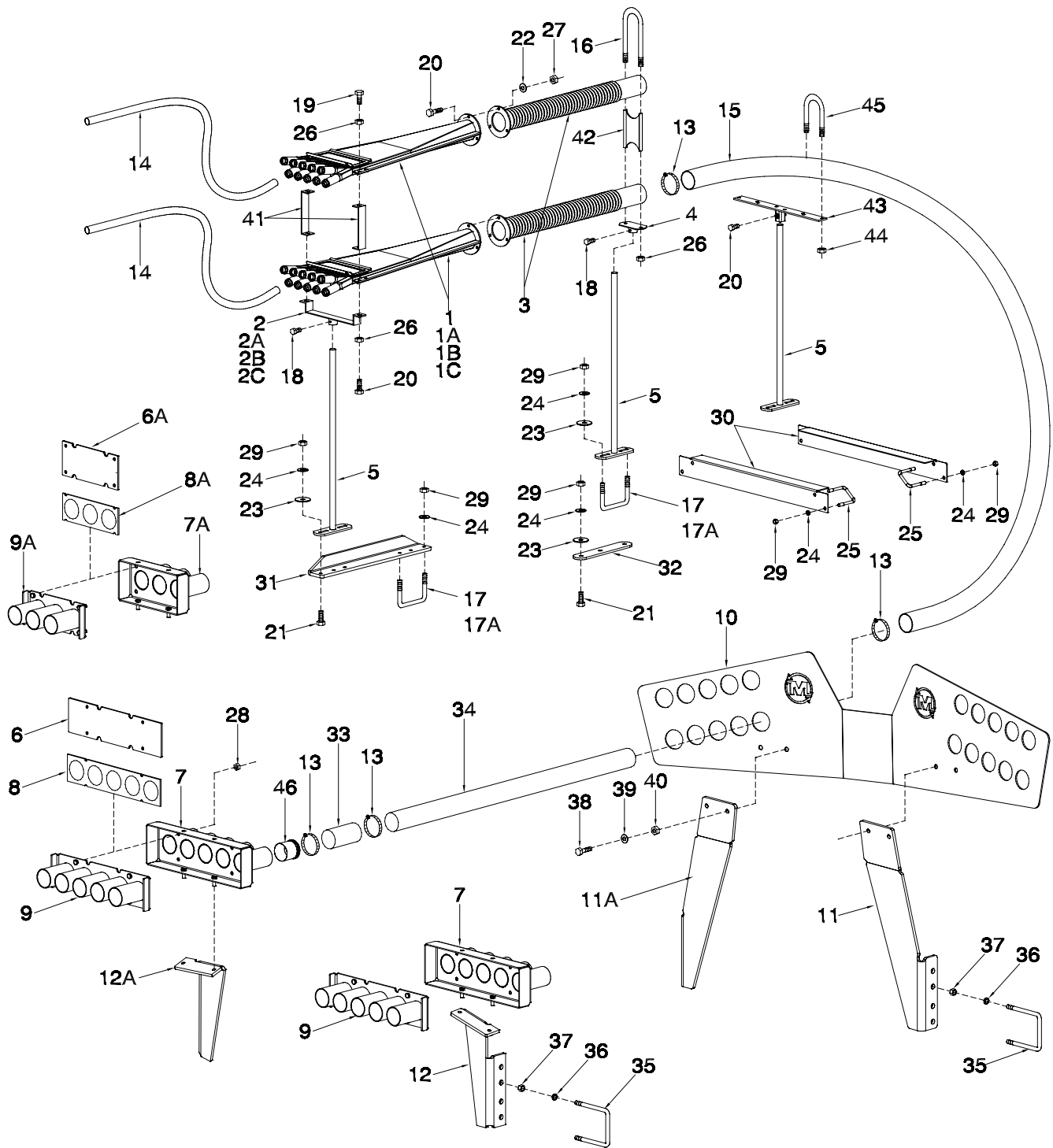
Distribution Dual Shot Tow Between - 41 to 51 ft



Distribution - Dual Shoot Tow Between - 41 to 51 ft

Item	Part No.	Description	No: Used					
			41 ft		47ft		51ft	
			10	12	10	12	10	12
1	N42274	Divider Assembly - 11 Outlet	-	-	-	-	-	-
1A	N31190	Divider Assembly - 10 Outlet	-	-	-	-	-	-
1B	N31189	Divider Assembly - 9 Outlet	4	2	-	-	8	-
1C	N31188	Divider Assembly - 8 Outlet	8	8	14	10	6	4
1D	N31187	Divider Assembly - 7 Outlet	-	-	-	2	-	10
2	N40544	Support - 11 Outlet	-	-	-	-	-	-
2A	N19406	Support - 10 Outlet	4	-	-	-	-	-
2B	N15595	Support - 9 Outlet	8	2	-	-	8	-
2C	N15107	Support - 8 Outlet	-	8	14	10	6	4
2D	N15594	Support - 7 Outlet	-	-	-	1	-	10
3	N15135	Pipe - Corr Diff - Divider Head	12	10	14	12	16	14
4	N15102	Support - Rear	6	5	7	6	8	7
5	N19531	Support - Bottom - Rod 24"	14	12	16	14	18	16
6	N39877	Cover Plate - 5 Run	0	0	4	0	4	4
6A	N39876	Cover Plate - 3 Run	4	4	0	4	0	0
7	S39743	Coupler - 5 Run - Tillage	0	0	4	0	4	4
7A	S39844	Coupler - 3 Run - Tillage	4	4	0	4	0	0
8	S39752	Gasket Seal - 5 Run	0	0	4	0	4	4
8A	S39885	Gasket Seal - 3 Run	4	4	0	4	0	0
9	S39747	Coupler - 5 Run - Cart	0	0	4	0	4	4
9A	S39843	Coupler - 3 Run - Cart	4	4	0	4	0	0
10	S39336	Carrier Plate - Distribution	1	1	1	1	1	1
11	S45821	Plate - Left - long	1	1	1	1	1	1
	S39340	Plate - Left - Short (Prior to Fall 2009)	1	1	1	1	-	-
11A	S45822	Plate - Right - long	1	1	1	1	1	1
	S39341	Plate - Right - Short (Prior to Fall 2009)	1	1	1	1	-	-
12	S45823	Plate - Left - long	1	1	1	1	1	1
	S39343	Plate - Left - Short (Prior to Fall 2009)	1	1	1	1	-	-
12A	S45824	Plate - Right - long	1	1	1	1	1	1
	S39344	Plate - Right - Short (Prior to Fall 2009)	1	1	1	1	-	-
13	N11905	Hose Clamp - 2 1/2	24	20	28	24	32	28
14	R480034	Hose - .929 ID x 1.169 OD/ft (75 ft roll)	900	750	1050	900	1200	1050
15	R480055	Hose - 2 1/2 ID/ft (100 ft rolls)	250	200	275	250	200	200
16	N16504	U-Bolt - 1/4 x 2 9/16 x 9 1/2 Lg	6	5	7	6	8	7
17	N15098	U-Bolt - 3/8 x 4 x 5	18	16	20	18	22	20
17A	N15097	U-Bolt - 3/8 x 2 x 5	14	12	16	14	18	16
18	N24396	Setscrew - 1/4 x 1/2	14	12	16	14	18	16
19	K-3830	Hex Bolt - 1/4 x 1/2 Lg	12	10	14	12	16	14
20	W-469	Hex Bolt - 1/4 x 3/4 Lg	38	32	44	38	50	44
21	W-187	Hex Bolt - 3/8 x 1 1/4 Lg	0	4	5	0	6	4
22	W-521	Lockwasher - 1/4	36	30	42	36	48	42
23	D-5579	Flatwasher - 3/8	28	24	32	28	36	32
24	W-523	Lockwasher - 3/8	52	52	61	52	66	60
25	D12714	U-Bolt - 3/8	8	8	8	8	8	8
26	D-5277	Serrated Locknut - 1/4	26	22	30	26	34	30
27	W-512	Hex Nut - 1/4	36	30	42	36	48	42
28	D-5279	Serrated Locknut - 3/8	12	12	12	12	12	12
29	W-514	Hex Nut - 3/8	52	52	61	52	66	60
30	S44307	Support Bracket - Distribution	4	4	4	4	4	4
31	S44308	Extension Bracket - Head Support	0	2	2	0	2	4
32	S44467	Head Support Plate	0	0	1	0	0	0
33	N19428	Hose - 2.54 ID x 2.79 OD x 5 Lg	12	10	14	12	16	14
34	N32498	Pipe - 2 1/2 OD x 14 Ga	12	10	14	12	16	14
35	C-219	U-Bolt - 5/8 x 4 x 5 9/16	4	4	4	4	4	4
36	W-526	Lockwasher - 5/8	4	4	4	4	4	4
37	W-517	Hex Nut - 5/8	4	4	4	4	4	4
38	W-485	Hex Bolt - 1/2 x 1 1/4 Lg	4	4	4	4	4	4
39	W-525	Lockwasher - 1/2	4	4	4	4	4	4
40	W-516	Hex Nut - 1/2	4	4	4	4	4	4
41	N16689	Bracket Front - Dual Shoot Heads	12	10	14	12	16	14
42	N16507	Spacer - Rear - Dual Shoot Heads	6	5	7	6	8	7

Distribution Dual Shoot Tow Between - 61 to 86 ft



Distribution - Dual Shoot Tow Between - 61 to 86 ft

Item	Part No.	Description	No. Used							
			61 ft		71 ft		80ft		86ft	
			10	12	10	12	-	12	-	12
1	N42274	Divider Assembly - 11 Outlet	-	-	-	-	-	-	-	-
1A	N31190	Divider Assembly - 10 Outlet	-	-	6	-	-	-	-	10
1B	N31189	Divider Assembly - 9 Outlet	-	-	12	-	-	16	-	8
1C	N31188	Divider Assembly - 8 Outlet	18	10	-	-	-	2	-	-
1D	N31187	Divider Assembly - 7 Outlet	-	6	-	-	-	-	-	-
2	N40544	Support - 11 Outlet	-	-	-	-	-	-	-	-
2A	N19406	Support - 10 Outlet	-	-	6	-	-	-	-	10
2B	N15595	Support - 9 Outlet	-	-	12	-	-	16	-	8
2C	N15107	Support - 8 Outlet	18	10	-	-	-	2	-	-
2D	N15594	Support - 7 Outlet	-	6	-	-	-	-	-	-
3	N15135	Pipe - Corr Diff - Divider Head	16	14	18	18	-	18	-	18
4	N15102	Support - Rear	8	7	9	9	-	9	-	9
5	N19531	Support - Bottom - Rod 24"	18	16	20	20	-	20	-	20
6	N39877	Cover Plate - 5 Run	4	4	4	4	-	4	-	4
7	S39743	Coupler - 5 Run - Tillage	4	4	4	4	-	4	-	4
8	S39752	Gasket Seal - 5 Run	4	4	4	4	-	4	-	4
9	S39747	Coupler - 5 Run - Cart	4	4	4	4	-	4	-	4
10	S39336	Carrier Plate - Distribution	1	1	1	1	-	1	-	1
11	S45821	Plate - Left	1	1	1	1	-	1	-	1
11A	S45822	Plate - Right	1	1	1	1	-	1	-	1
12	S45823	Plate - Left	1	1	1	1	-	1	-	1
12A	S45824	Plate - Right	1	1	1	1	-	1	-	1
13	N11905	Hose Clamp - 2 1/2	32	28	36	36	-	36	-	36
14	R480034	Hose - .929 ID x 1.169 OD/ft (75 ft roll) ..	1200	1050	1350	1350	-	1650	-	1650
15	R480055	Hose - 2 1/2 ID/ft (100 ft rolls)	450	400	550	550	-	550	-	550
16	N16504	U-Bolt - 1/4 x 2 9/16 x 9 1/2 Lg	8	7	9	9	-	9	-	9
17	N15098	U-Bolt - 3/8 x 4 x 5	22	20	24	24	-	24	-	24
17A	N15097	U-Bolt - 3/8 x 2 x 5	18	16	20	20	-	20	-	20
18	N24396	Setscrew - 1/4 x 1/2	18	16	20	20	-	20	-	20
19	K-3830	Hex Bolt - 1/4 x 1/2 Lg	16	14	18	18	-	18	-	18
20	W-469	Hex Bolt - 1/4 x 3/4 Lg	50	44	56	56	-	56	-	56
21	W-187	Hex Bolt - 3/8 x 1 1/4 Lg	6	4	15	15	-	15	-	15
22	W-521	Lockwasher - 1/4	48	42	54	54	-	54	-	54
23	D-5579	Flatwasher - 3/8	36	32	40	40	-	40	-	40
24	W-523	Lockwasher - 3/8	66	60	79	79	-	79	-	79
25	D12714	U-Bolt - 3/8	8	8	8	8	-	8	-	8
26	D-5277	Serrated Locknut - 1/4	34	30	38	38	-	38	-	38
27	W-512	Hex Nut - 1/4	48	42	54	54	-	54	-	54
28	D-5279	Serrated Locknut - 3/8	12	12	12	12	-	12	-	12
29	W-514	Hex Nut - 3/8	66	60	79	79	-	79	-	79
30	S44307	Support Bracket - Distribution	4	4	4	4	-	4	-	4
31	S44308	Extension Bracket - Head Support	2	4	7	7	-	7	-	7
32	S44467	Head Support Plate	0	0	1	1	-	1	-	1
33	N19428	Hose - 2.54 ID x 2.79 OD x 5 Lg	16	14	18	18	-	18	-	18
34	N32498	Pipe - 2 1/2 OD x 14 Ga	16	14	18	18	-	18	-	18
35	C-219	U-Bolt - 5/8 x 4 x 5 9/16	4	4	4	4	-	4	-	4
36	W-526	Lockwasher - 5/8	4	4	4	4	-	4	-	4
37	W-517	Hex Nut - 5/8	4	4	4	4	-	4	-	4
38	W-485	Hex Bolt - 1/2 x 1 1/4 Lg	4	4	4	4	-	4	-	4
39	W-525	Lockwasher - 1/2	4	4	4	4	-	4	-	4
40	W-516	Hex Nut - 1/2	4	4	4	4	-	4	-	4
41	N16689	Bracket Front - Dual Shoot Heads	16	14	18	18	-	18	-	18
42	N16507	Spacer - Rear - Dual Shoot Heads	8	7	9	9	-	9	-	9
43	N48297	Hose Support - 80 & 86	0	0	0	0	-	2	-	2
44	N22778	Locknut - 1/4 nylon insert	0	0	0	0	-	16	-	16
45	N37630	U-Bolt - 1/4 x 2 3/4 x 3 3/4	0	0	0	0	-	8	-	8
46	N37920	Equalizer	10	10	6	6	-	10	-	10

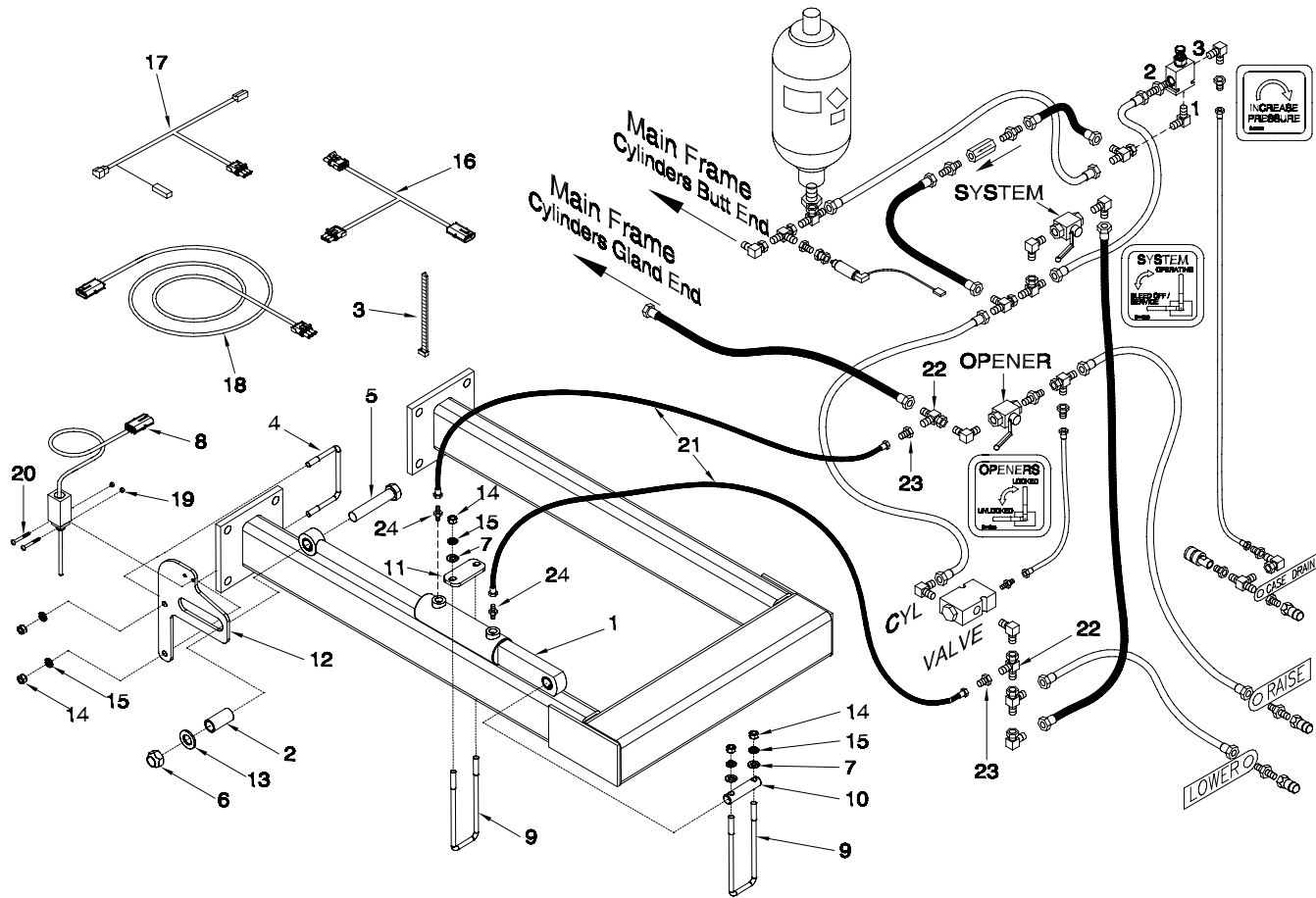
Notes

Section 7: Options

Section Contents

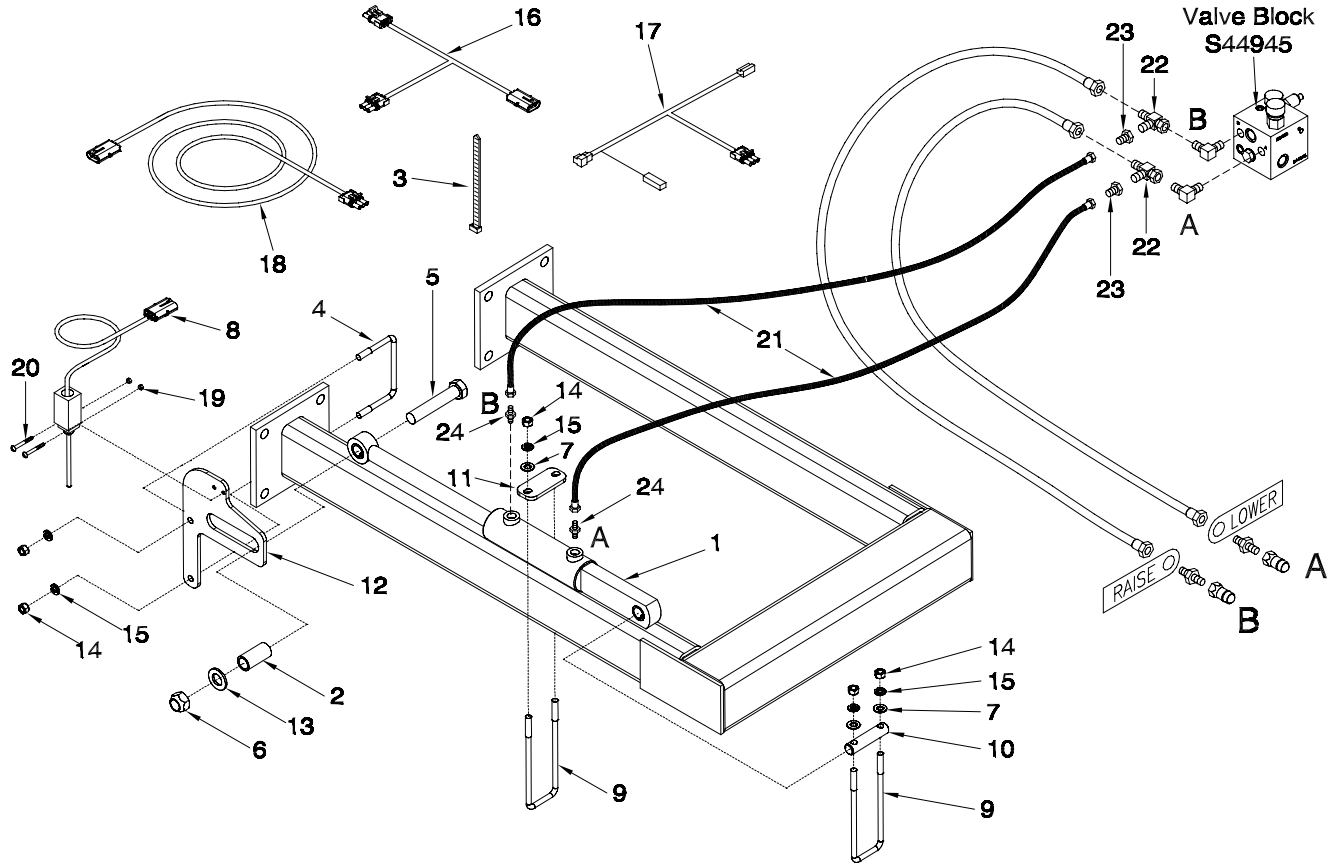
Remote Clutch Switch - Prior to 2011	7-2
Remote Clutch Switch - 2011 to present.....	7-3
Weight Kit.....	7-4
Rear Tow Hitch	7-5
Hitch Truss Kit - 71 Foot.....	7-6

Options Remote Clutch Switch - Prior to 2011



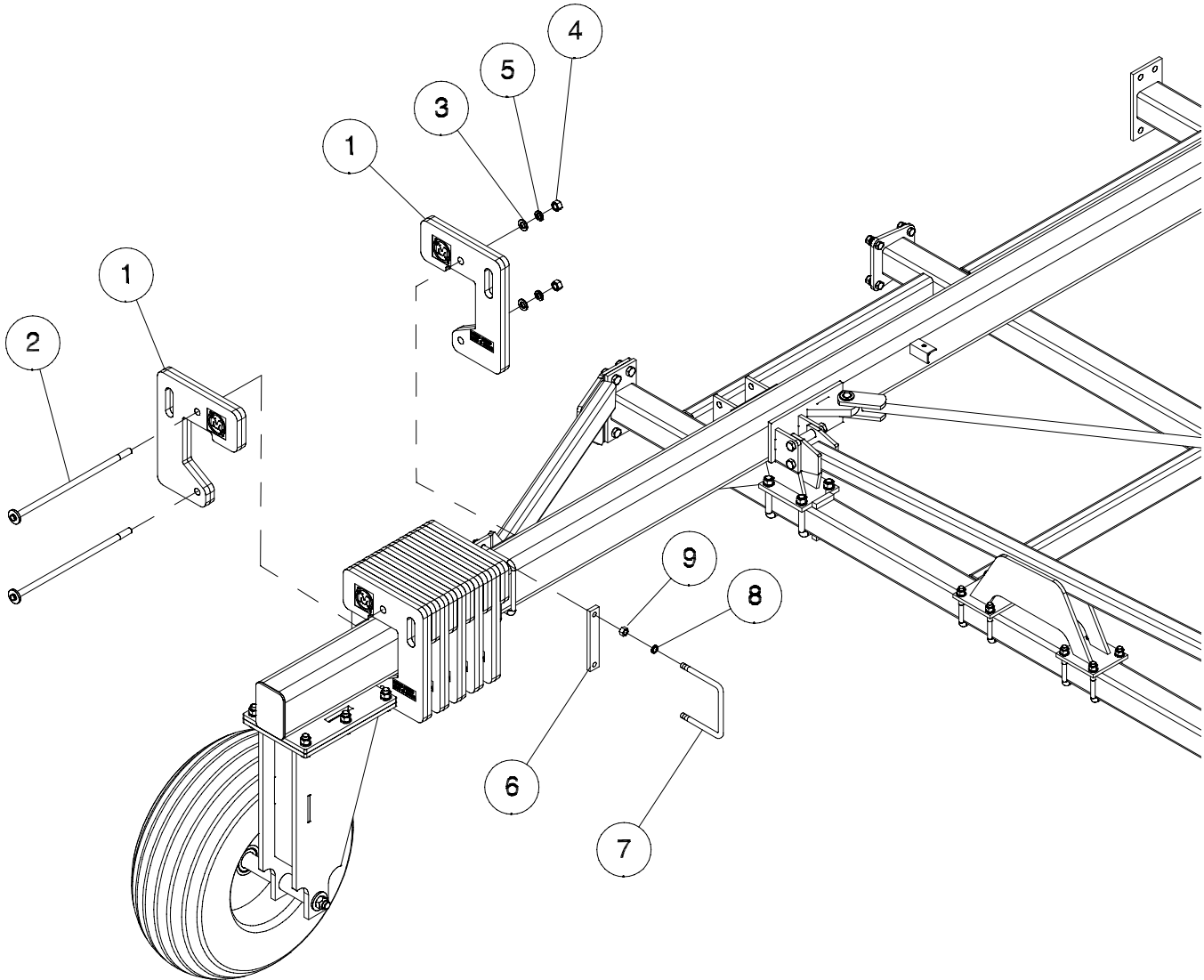
Item	Part No.	Description	Qty
1	C42912	Hydraulic Cylinder - 1 3/4 Bore x 3 1/4 Stroke	1
2	C33727	Spacer - 1 OD x .760 ID x 2 Lg	1
3	S13336	Tie Strap.....	6
4	D-4932	U-bolt - 3/8 Dia x 4 x 3	1
5	D-5256	Hex Bolt - 3/8 x 4 Lg.....	1
6	D-5273	Unitorque Locknut - 3/4.....	1
7	D-5489	Washer - 13/32 ID x 13/16 OD x 16 Ga.....	4
8	N32481	Workswitch.....	1
9	N34423	U-bolt - 3/8 Dia x 2 x 7	2
10	S44423	Pin - 3/4 Dia	1
11	S44426	Clamp.....	1
12	S44427	Workswitch Mounting Plate	1
13	W-476	Flatwasher - 3/4	1
14	W-514	Hex Nut - 3/8.....	6
15	W-523	Lockwasher - 3/8.....	6
16	N32482	Connector - 'Y' Wire - Tow Behind ONLY - Weather Pak Ends	1
17	N32483	Connector - 'Y' Wire - Tow Between ONLY - Weather Pak Ends	1
18	N32457	Wire - Clutch Extension (Main) - 37 1/2 ft - Weather Pak Ends.....	1
19	N32102	Nut - 3/16	2
20	N32101	Stove Bolt - 3/16 x 1 1/2 Lg.....	2
21	S22406	Hydraulic Hose - 1/4 x 72 Lg - 9/16 FJIC.....	2
22	H18746	Tee - Swivel - (2) 7/8-14 MJIC x (1) 7/8-14 FJIC.....	2
23	F10384	Reducer - 9/16-18 MJIC x 7/8-14 FJIC	2
24	N29358	Connector - 9/16-18 MJIC x 9/16-18 MORB.....	2

Options Remote Clutch Switch - 2011 to present



Item	Part No.	Description	Qty
1	C42912	Hydraulic Cylinder - 1 3/4 Bore x 3 1/4 Stroke	1
2	C33727	Spacer - 1 OD x .760 ID x 2 Lg.....	1
3	S13336	Tie Strap.....	6
4	D-4932	U-bolt - 3/8 Dia x 4 x 3	1
5	D-5256	Hex Bolt - 3/8 x 4 Lg.....	1
6	D-5273	Unitorque Locknut - 3/4.....	1
7	D-5489	Washer - 13/32 ID x 13/16 OD x 16 Ga.....	4
8	N32481	Workswitch.....	1
9	N34423	U-bolt - 3/8 Dia x 2 x 7	2
10	S44423	Pin - 3/4 Dia	1
11	S44426	Clamp.....	1
12	S44427	Workswitch Mounting Plate	1
13	W-476	Flatwasher - 3/4	1
14	W-514	Hex Nut - 3/8.....	6
15	W-523	Lockwasher - 3/8.....	6
16	N32482	Connector - 'Y' Wire - Tow Behind ONLY - Weather Pak Ends	1
17	N32483	Connector - 'Y' Wire - Tow Between ONLY - Weather Pak Ends	1
18	N32457	Wire - Clutch Extension (Main) - 37 1/2 ft - Weather Pak Ends.....	1
19	N32102	Nut - 3/16	2
20	N32101	Stove Bolt - 3/16 x 1 1/2 Lg.....	2
21	S22406	Hydraulic Hose - 1/4 x 72 Lg - 9/16 FJIC.....	2
22	H18746	Tee - Swivel - (2) 7/8-14 MJIC x (1) 7/8-14 FJIC.....	2
23	F10384	Reducer - 9/16-18 MJIC x 7/8-14 FJIC	2
24	N29358	Connector - 9/16-18 MJIC x 9/16-18 MORB.....	2

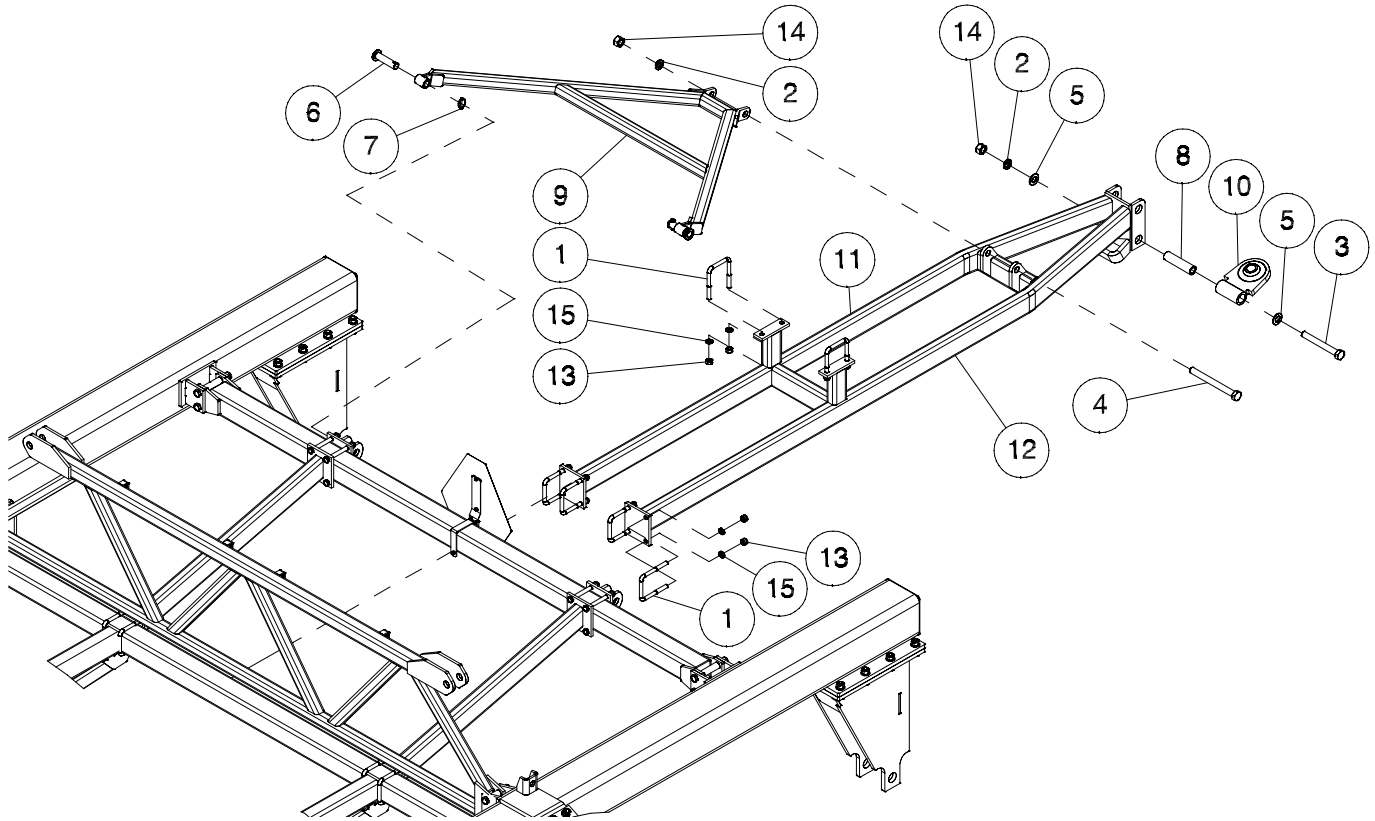
Options Weight Kit



Note: Wrap Weights (1) around beam alternating left to right.

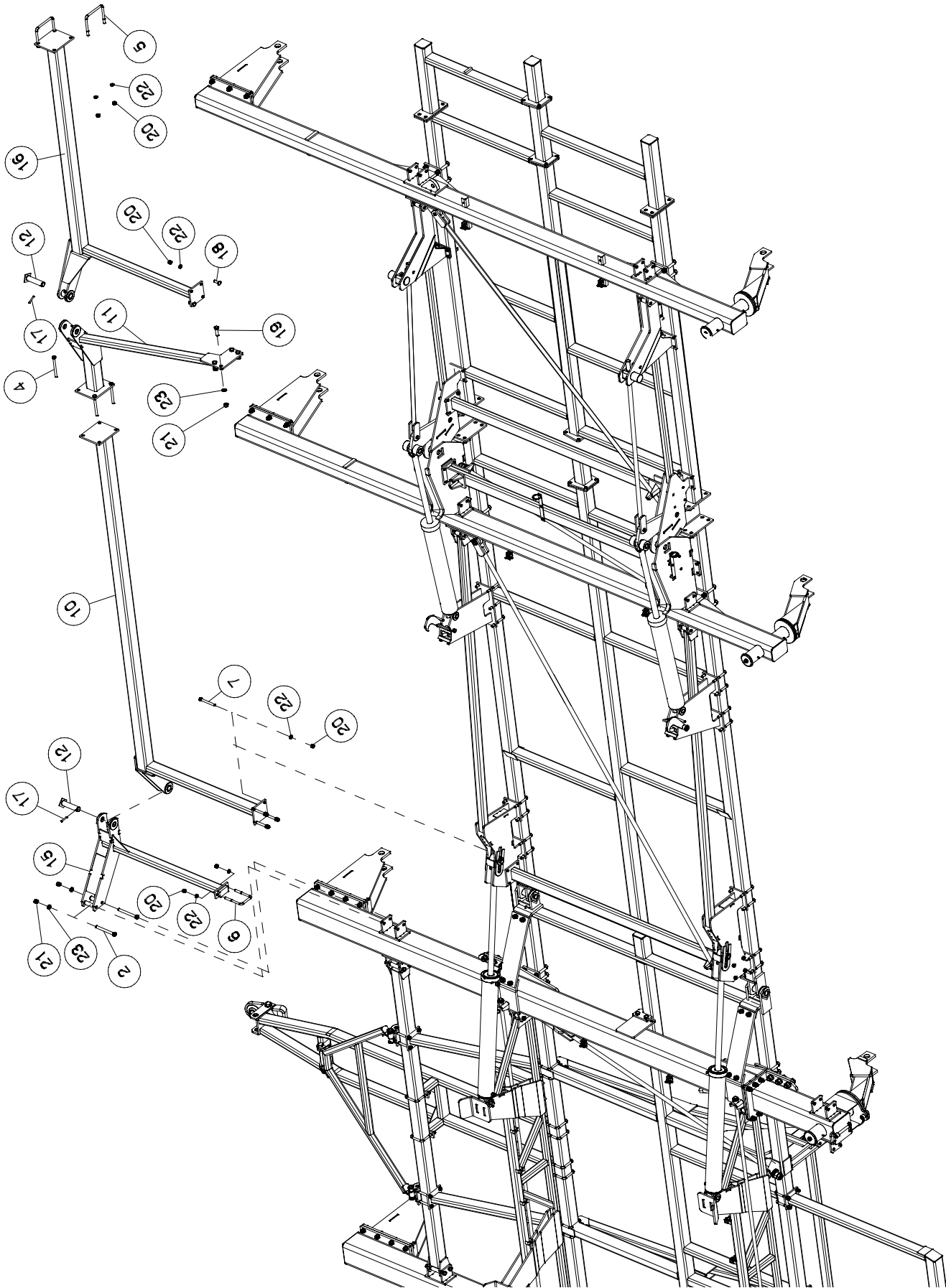
Item	Part No.	Description	Qty
1	N37523	Weight - 50lb	12
2	S44449	Rod - 3/4 Dia x 20 Lg	2
3	W-476	Flat Washer - 3/4.....	2
4	W-518	Hex Nut - 3/4.....	2
5	W-527	Lockwasher - 3/4.....	2
6	S47530	Plate - Weight Kit Stop	1
7	N33342	U-Bolt - 5/8 x 7 x 6 1/2	1
8	W-526	Lockwasher - 5/8.....	2
9	W-517	Hex Nut - 5/8.....	2
	S43741	Weight Kit (Includes all above items)	

Options Rear Tow Hitch



Item	Part No.	Description	Qty
1	C-219	U-Bolt - 5/8 x 4 x 5-9/16	6
2	C-705	Lockwasher - 1	2
3	C18597	Hex Bolt - 1 x 8 Lg.....	1
4	C18756	Hex Bolt - 1 x 10 Lg.....	1
5	D-5498	Washer - 1-1/16 ID x 2 OD	2
6	N16226	Hitch Pin 1 1/8 Dia x 3 11/16 UL	2
7	N19307	Klik Pin - 1/4 x 1 3/4 Lg.....	2
8	S44370	Bushing - 1-1/2 OD x 1 ID	1
9	S44380	Brace - Hitch	1
10	S44385	Clevis - Hitch.....	1
11	S44389	Hitch Assembly - Quad Steer	1
12	S44390	Hitch Beam - Quad Steer.....	1
13	W-517	Hex Nut - 5/8	12
14	W-520	Hex Nut - 1	2
15	W-526	Lockwasher - 5/8.....	12

Hitch Truss Kit - 71 Foot



Hitch Truss Kit - 71 Foot

Item	Part No.	Description	Qty
1	C-219	U-Bolt - 5/8 x 4 x 5-9/16	4
2	C-3917	Hex Bolt - 3/4 x 7 Lg.....	4
3	D-4931	U-Bolt - 1/2 x 5 1/2	4
4	J12181	Hex Bolt - 5/8 x 7 Lg.....	8
5	N33342	U-Bolt - 5/8 x 7 x 6 1/2	4
6	N37512	U-Bolt - 5/8 x 4 x 6 1/4	2
7	S-1344	Hex Bolt - 5/8 x 5 1/2 Lg.....	12
8	S42905	Hitch Cross Member	1
9	*****		
10	S45936	Left Rear Truss - Inner To Main	1
	S47520	Right Rear Truss - Inner To Main.....	1
11	S45945	Left Rear Truss - Inner To Outer	1
	S47521	Right Rear Truss - Inner To Outer	1
12	S47518	Hinge Pin - 1 1/2 Dia x 5 5/8 UL	4
13	S47589	Spacer.....	2
14	*****		
15	S47634	Rear Main Hinge Assembly - 71' - Left	1
	S47637	Rear Main Hinge Assembly - 71' - Right.....	1
16	S47635	Rear Truss - Outer 71' - Left	1
	S47640	Rear Truss - Outer 71' - Right.....	1
17	T-5245	Spiral Pin - 3/8 x 2 1/2 Lg.....	6
18	T-5268	Carriage Bolt - 5/8 x 2 Lg	4
19	W-509	Hex Bolt - 3/4 x 2 1/2 Lg.....	8
20	W-517	Hex Nut - 5/8	34
21	W-518	Hex Nut - 3/4	12
22	W-526	Lockwasher - 5/8.....	34
23	W-527	Lockwasher - 3/4.....	12

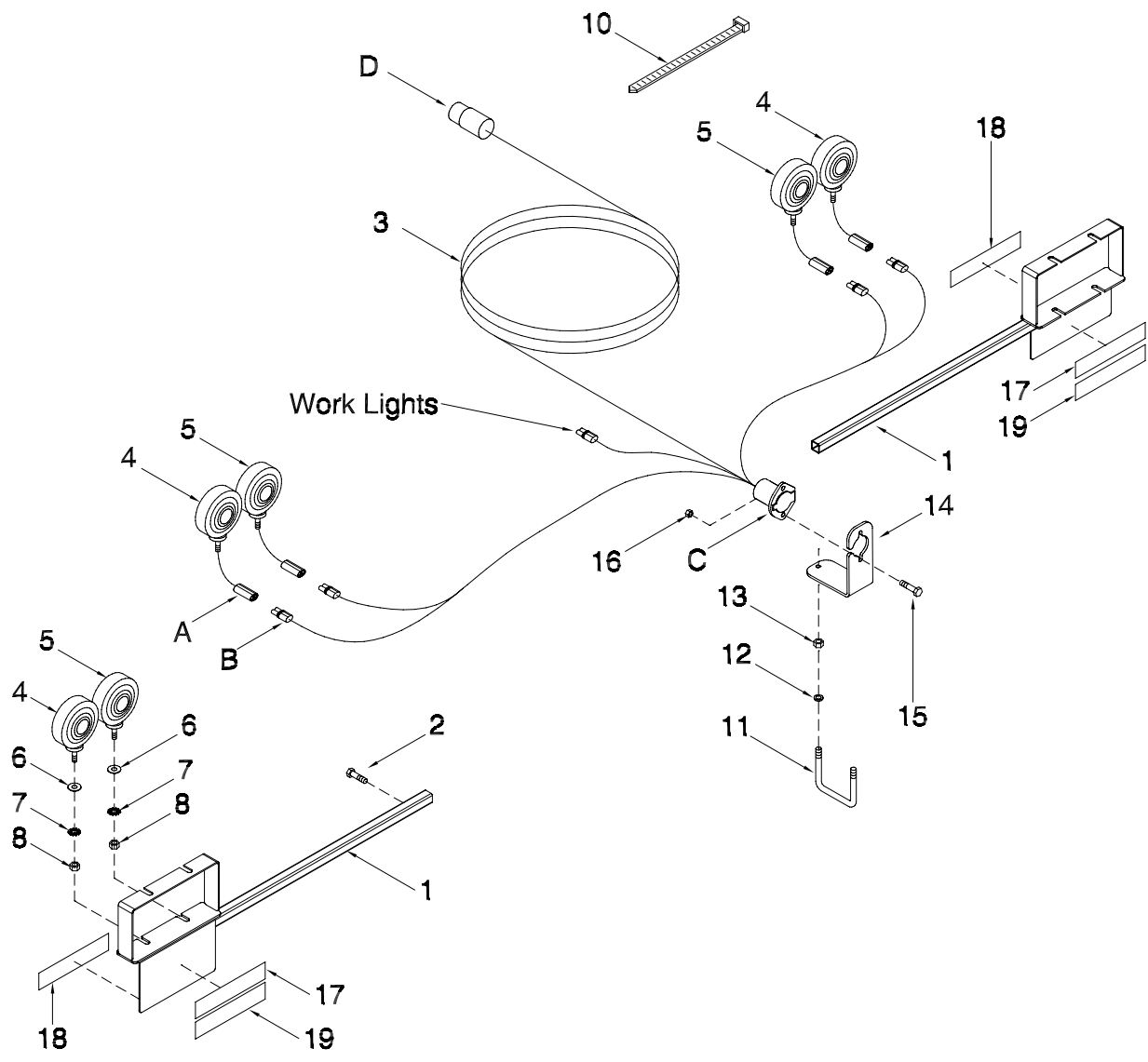
Notes

Section 8: Lighting and Safety Signs

Section Contents

Lighting	8-2
25 and 31 Ft Contour Air Drill.....	8-2
41 to 86 Ft Contour Air Drill.....	8-4
Safety Signs	8-6
25 and 31 Ft Contour Air Drill.....	8-6
41, 47 and 51 Ft Contour Air Drill.....	8-7
61 and 71 Ft Contour Air Drill.....	8-8
80 and 86 Ft Contour Air Drill.....	8-9

Lighting 25 and 31 Ft Contour Air Drill



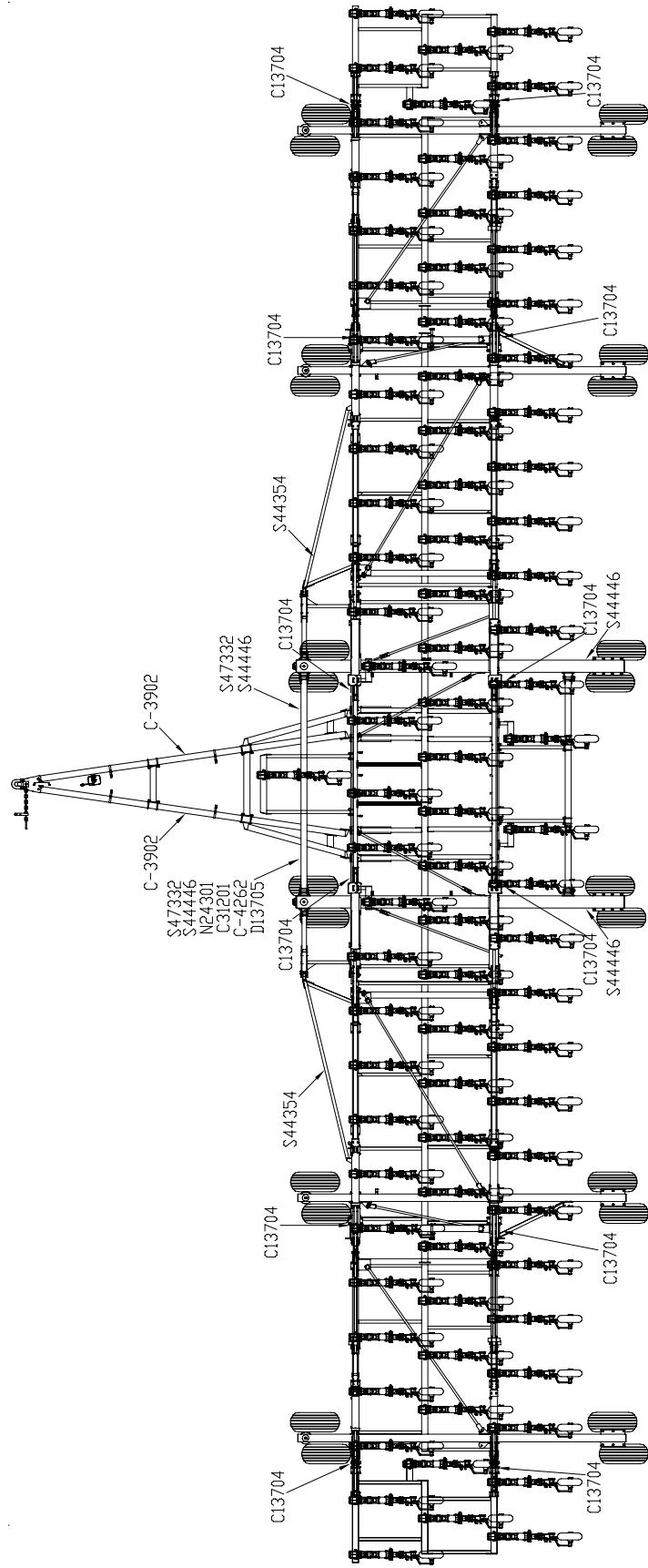
Lighting - Contour Air Drill - 25 and 31 Ft

Item	Part No.	Description	Qty
1	C31498	Tube - Mounting - Main - Lighting.....	2
2	W-484	Hex Bolt - 1/2 x 1.....	2
3	C31438	Wiring Harness - Safety Lights.....	1
4	C32765	Light - Amber.....	2
5	C32766	Light - Red	2
6	W-539	Flatwasher - 1/2	4
7	D-5280	Starwasher - 1/2.....	4
8	W-516	Hex Nut - 1/2	4
9			
10	D-4951	Nylon Tie Strap - 7 3/8 lg.....	20
	S13336	Nylon Tie Strap - 28 1/4 lg.....	10
11	N34025	U-Bolt - 3/8 x 5 x 8	1
12	W-523	Lockwasher - 3/8.....	2
13	W-514	Hex Nut - 3/8	2
14	N32001	Bracket - Mounting	1
15	N29048	Carriage Head Bolt - 5/16 x 1 lg.....	2
16	D-5278	Serrated Nut - 5/16.....	2
17	N34476	Reflector - Red	2
18	N34477	Reflector - Amber	2
19	N34478	Reflector - Orange.....	2
	C32761	Red Acrylic Lens	
	C32762	Amber Acrylic Lens	
	C32515	Bulb - #1156 (Amber Light)	
	C32656	Bulb - #1157 (Red Light)	
A	C32681	Receptacle Connector Assembly - GRAY - 2 Pin	
B	C32682	Plug Connector Assembly - GRAY - 2 Pin	
C	C32686	Connector Assembly - 7 Pin Socket	
	C32684	Interior - Socket - 7 Pin Connector	
	C32685	Protective Boot - Socket - 7 Pin Connector	
D	C32690	Connector Assembly - 7 Pin Plug (Complete with Cable Protector Spring)	
	C32688	Interior - Plug - 7 Pin Connector	
	C32689	Cable Protector Spring - Plug - 7 Pin Connector	
	N46139	Kit Lighting - Contour Air Drill ORDER KIT THROUGH WHOLE GOODS ONLY	

Lighting - Contour Air Drill - 41 to 86 Ft

Item	Part No.	Description	Qty
1	S34464	Tube - Mounting - Main - Lighting.....	2
2	W-484	Hex Bolt - 1/2 x 1.....	2
3	S34466	Wiring Harness - Safety Lights.....	1
4	C32765	Light - Amber.....	2
5	C32766	Light - Red	2
6	W-539	Flatwasher - 1/2	4
7	D-5280	Starwasher - 1/2.....	4
8	W-516	Hex Nut - 1/2	4
9	D-5279	Flange Locknut - 3/8	12
10	D-4951	Nylon Tie Strap - 7 3/8 lg.....	20
	S13336	Nylon Tie Strap - 28 1/4 lg.....	10
11	N15098	U-Bolt - 3/8 x 4 x 5	7
12	W-523	Lockwasher - 3/8.....	2
13	W-514	Hex Nut - 3/8	2
14	N32001	Bracket - Mounting	1
15	N29048	Carriage Head Bolt - 5/16 x 1 lg.....	2
16	D-5278	Serrated Nut - 5/16.....	2
17	N34476	Reflector - Red	2
18	N34477	Reflector - Amber	2
19	N34478	Reflector - Orange.....	2
20	S34465	Bracket - Mounting	2
21	S44325	Bracket - Mounting	2
	C32761	Red Acrylic Lens	
	C32762	Amber Acrylic Lens	
	C32515	Bulb - #1156 (Amber Light)	
	C32656	Bulb - #1157 (Red Light)	
A	C32681	Receptacle Connector Assembly - GRAY - 2 Pin	
B	C32682	Plug Connector Assembly - GRAY - 2 Pin	
C	C32686	Connector Assembly - 7 Pin Socket	
	C32684	Interior - Socket - 7 Pin Connector	
	C32685	Protective Boot - Socket - 7 Pin Connector	
D	C32690	Connector Assembly - 7 Pin Plug (Complete with Cable Protector Spring)	
	C32688	Interior - Plug - 7 Pin Connector	
	C32689	Cable Protector Spring - Plug - 7 Pin Connector	
	N43681	Kit Lighting - Contour Air Drill ORDER KIT THROUGH WHOLE GOODS ONLY	

Safety Signs 80 and 86 Ft Contour Air Drill



Notes

Index

A	C-4394 4-19, 4-21, 4-23, 4-25, 4-27, 4-29, 4-31, 4-33, 4-35, 4-37, 4-39, 4-41, 4-43, 4-44, 4-45	C16611 2-6, 2-7, 2-8, 2-9	23, 1-29, 1-31, 1-33, 1-35
A28898 3-18		C16637 5-2	C31438 8-3
B	C-4401 4-27, 4-29, 4-31, 4-33, 4-35, 4-37, 4-39, 4-41, 4-43	C16652 4-11, 4-13, 4-27, 4-29, 4-31, 4-33, 4-35, 4-37, 4-39, 4-41, 4-43	C31498 8-3
BW-11 1-5, 1-13		C17348 2-2, 2-3, 2-4, 2-5, 2-6, 2-7, 2-8, 2-9	C32025 5-2
C	C-4403 4-11, 4-13, 4-15, 4-27, 4-29, 4-31, 4-33, 4-35, 4-37, 4-39, 4-41, 4-43, 4-46	C17355 2-2, 2-3, 2-4, 2-5	C32515 8-3, 8-5
C-219 1-3, 1-5, 1-6, 1-9, 1-11, 1-14, 1-15, 1-16, 1-21, 1-25, 1-27, 1-31, 1-33, 1-35, 1-37, 1-39, 6-11, 6-13, 6-23, 6-25, 7-5, 7-7	C-4404 4-19, 4-23, 4-25, 4-31, 4-33, 4-39, 4-41	C18531 1-2, 1-3	C32656 8-3, 8-5
C-333 3-3	C-4438 1-2, 1-3	C18597 1-5, 7-5	C32681 8-3, 8-5
C-507 1-3, 1-14	C-4467 4-19, 4-46	C18657 1-19, 1-23, 1-33, 1-35, 2-9	C32682 8-3, 8-5
C-508 1-29, 1-31	C-4468 4-7, 4-11, 4-19, 4-21, 4-25	C18662 1-19, 1-23, 1-29, 1-31, 1-33, 1-35, 1-37	C32684 8-3, 8-5
C-695 1-5, 1-6, 1-7, 1-9, 1-19, 1-23, 1-25, 1-29, 1-31, 1-33, 1-35, 1-37, 1-39	C-4552 4-11, 4-13, 4-15, 4-29, 4-33, 4-37, 4-41, 4-43	C18756 7-5	C32685 8-3, 8-5
C-705 1-11, 1-12, 7-5	C-4569 1-25, 1-29, 1-31, 1-35, 1-39, 4-19, 4-21, 4-23, 4-25, 4-31, 4-33, 4-39, 4-41, 4-43	C18758 1-2, 1-3	C32686 8-3, 8-5
C-852 1-33, 1-35, 1-37		C18761 1-2, 1-3	C32688 8-3, 8-5
C-1463 2-6, 2-7, 2-8	C-4698 4-3, 4-5, 4-7, 4-9, 4-11, 4-13, 4-15, 4-27, 4-29, 4-31, 4-33, 4-35, 4-37, 4-39, 4-41, 4-43	C18781 1-5, 1-13	C32689 8-3, 8-5
C-1521 2-6, 2-7, 2-8		C18782 1-19, 1-23, 1-29, 1-31, 1-33, 1-35, 1-37	C32690 8-3, 8-5
C-1522 2-6, 2-7, 2-8, 3-20	C-5561 1-5, 1-6, 1-7, 1-9, 1-19, 1-23, 1-29, 1-31, 1-33, 1-35, 1-37	C20449 5-2	C32761 8-3, 8-5
C-1550 4-11, 4-13, 4-15	C12375 2-6	C24562 2-6, 2-7, 2-8	C32762 8-3, 8-5
C-2007 5-2	C12836 5-3, 5-4	C24585 4-3, 4-5, 4-7, 4-9, 4-11, 4-13, 4-15, 4-17, 4-19, 4-21, 4-23, 4-25	C32765 8-3, 8-5
C-2008 5-2	C12849 5-3, 5-4	C26082 2-3, 2-4, 2-7, 2-8	C32766 8-3, 8-5
C-2017 5-2	C13282 5-3, 5-4	C26085 2-4, 2-8	C33727 7-2, 7-3
C-2023 5-2	C13763 5-3, 5-4	C26086 2-3, 2-4, 2-7, 2-8	C33796 1-25, 1-39
C-2026 5-2	C14411 4-3, 4-5, 4-7, 4-9, 4-11, 4-13, 4-15, 4-27, 4-29, 4-31, 4-33, 4-35, 4-37, 4-39, 4-41, 4-43	C26190 5-3	C33957 3-3, 3-19
C-2030 5-2		C26266 2-3, 2-4, 2-7, 2-8	C33958 3-19
C-2135 5-3, 5-4	C14835 4-11, 4-13, 4-15, 4-23	C26321 1-2, 1-3	C34441 5-3
C-2136 5-3, 5-4	C14840 4-3, 4-5, 4-7, 4-9, 4-11, 4-13, 4-15, 4-19, 4-21, 4-23, 4-25, 4-45	C26333 4-7, 4-11	C34442 1-16, 1-26, 1-41, 4-3, 4-5, 4-7, 4-9, 4-11, 4-13, 5-3
C-2154 5-3, 5-4	C14901 4-27, 4-29, 4-31, 4-33, 4-35, 4-37, 4-39, 4-41, 4-43	C26337 4-3, 4-5, 4-7, 4-9, 4-13, 4-19, 4-21, 4-23, 4-25, 4-44	C34592 5-5, 5-6
C-2155 5-3, 5-4		C26341 4-19, 4-21, 4-23, 4-25, 4-44, 4-45	C34596 5-5, 5-6
C-2164 5-3, 5-4	C15348 4-3, 4-5, 4-7, 4-9, 4-11, 4-13, 4-15, 4-29, 4-33, 4-37, 4-41, 4-43, 4-46	C26343 4-3, 4-5	C34598 5-5, 5-6
C-2187 5-2	C15386 5-2	C26347 4-11, 4-13, 4-15	C34599 5-5, 5-6
C-2215 5-2, 5-3, 5-4	C15387 5-3, 5-4	C26436 1-25, 1-39, 4-13, 4-15, 5-2	C36064 5-3
C-3258 2-6, 2-7, 2-8, 3-20	C15767 1-9, 1-14, 1-23, 1-29, 1-31, 1-33, 1-35	C26437 5-2	C39027 5-4
C-3917 1-11, 1-14, 1-29, 1-31, 7-7	C15768 1-41	C26438 4-7, 4-9	C39029 5-4
C-3918 4-3, 4-5, 4-7, 4-9, 4-11, 4-13, 4-15, 4-27, 4-29, 4-31, 4-33, 4-35, 4-37, 4-39, 4-41, 4-43	C16609 2-3, 2-4	C26506 3-3, 3-19	C39030 1-41, 4-11, 4-13, 5-4
C-3919 1-5, 1-19, 1-23, 1-25, 1-29, 1-31, 1-33, 1-35, 1-37, 1-39		C26525 3-5, 3-6	C39031 5-4
C-4262 4-19, 4-21, 4-23, 4-25		C26840 2-2, 2-3, 2-4, 2-5	C39432 1-2, 1-3
C-4383 4-19		C26844 1-27, 1-31	C39490 1-41, 4-11, 4-13, 4-15, 5-6
C-4393 4-7, 4-9, 4-11, 4-13, 4-15, 4-27, 4-29, 4-31, 4-33, 4-35, 4-37, 4-39, 4-41, 4-43, 4-46		C26846 5-2	C39892 5-5, 5-6
		C26876 4-3, 4-5, 4-7, 4-9, 4-11, 4-13, 4-15	C39900 5-5, 5-6
		C29565 4-3, 4-5	C39904 5-5, 5-6
		C29960 4-3, 4-5, 4-7, 4-9, 4-11, 4-13, 4-15	C39906 5-5, 5-6
		C29961 4-3, 4-5, 4-7, 4-9, 4-11, 4-13, 4-15	C39910 5-6
		C31361 1-6, 1-7, 1-9, 1-14, 1-	C39913 5-5, 5-6
			C39916 5-5, 5-6
			C39919 5-6
			C42311 4-19, 4-21, 4-23, 4-25
			C42312 4-19, 4-21, 4-23, 4-25
			C42313 4-19, 4-21, 4-23, 4-25
			C42314 4-19, 4-21, 4-23, 4-25
			C42912 3-5, 3-19, 4-27, 4-

33, 4-35, 4-37, 4-39, 4-41, 4-43, 7-2, 7-3	N36489 4-44	S	S39443 1-27, 1-31
N29384 4-47	N37018 4-47		S39503 4-7, 4-9, 4-11, 4-13, 4-15
N29385 4-47	N37020 4-47		S39523 4-15, 4-25
N29486 4-47	N37512 1-11, 7-7		S39539 4-11, 4-13, 4-23, 4-25
N31187 6-3, 6-5, 6-7, 6-9, 6-11, 6-13, 6-15, 6-17, 6-19, 6-21, 6-23, 6-25	N37523 7-4		S39541 4-19, 4-23
N31188 6-3, 6-5, 6-7, 6-9, 6-11, 6-13, 6-15, 6-17, 6-19, 6-21, 6-23, 6-25	N37630 6-9, 6-21		S39543 1-26, 1-41
N31189 6-3, 6-5, 6-7, 6-9, 6-11, 6-13, 6-15, 6-17, 6-19, 6-21, 6-23, 6-25	N37787 3-11, 3-12		S39545 1-16
N31190 6-3, 6-5, 6-7, 6-9, 6-11, 6-13, 6-15, 6-17, 6-19, 6-21, 6-23, 6-25	N37920 6-7, 6-13		S39546 4-3, 4-7, 4-19, 4-23
N31908 4-7, 4-9, 4-11, 4-13, 4-15	N39840 6-9, 6-21		S39548 4-17
N32001 8-3, 8-5	N39876 6-3, 6-5, 6-11, 6-15, 6-17, 6-23		S39549 4-17
N32101 7-2, 7-3	N39877 6-5, 6-7, 6-9, 6-11, 6-13, 6-17, 6-19, 6-21, 6-23, 6-25		S39565 1-5, 4-3, 4-5, 4-7, 4-9, 4-11, 4-13, 4-15
N32102 7-2, 7-3	N40544 6-3, 6-5, 6-7, 6-9, 6-11, 6-13, 6-15, 6-17, 6-19, 6-21, 6-23, 6-25		S39570 1-41
N32457 7-2, 7-3	N40704 6-9, 6-21		S39650 4-16
N32481 7-2, 7-3	N40715 6-3, 6-9, 6-15, 6-21		S39665 1-2, 1-3
N32482 7-2, 7-3	N42274 6-3, 6-5, 6-7, 6-9, 6-11, 6-13, 6-15, 6-17, 6-19, 6-21, 6-23, 6-25		S39666 1-2, 1-3
N32483 7-2, 7-3	N42510 3-11		S39669 1-2, 1-3
N32498 6-11, 6-13, 6-23, 6-25	N42880 4-3, 4-5, 4-7, 4-9, 4-11, 4-13, 4-15, 4-17, 4-19, 4-21, 4-23, 4-25, 4-29, 4-33, 4-37, 4-41, 4-43, 4-46		S39728 1-5, 1-13
N33342 1-23, 1-29, 1-31, 1-37, 7-4, 7-7	N42881 4-3, 4-5, 4-7, 4-9, 4-11, 4-13, 4-15, 4-19, 4-21, 4-23, 4-25		S39743 6-5, 6-7, 6-9, 6-11, 6-13, 6-17, 6-19, 6-21, 6-23, 6-25
N33594 1-37	N43681 8-5		S39747 6-5, 6-7, 6-9, 6-11, 6-13, 6-17, 6-19, 6-21, 6-23, 6-25
N33797 1-25, 1-39	N44710 1-3		S39752 6-5, 6-7, 6-9, 6-11, 6-13, 6-17, 6-19, 6-21, 6-23, 6-25
N33998 2-6	N45694 6-3, 6-9, 6-15, 6-21		S39843 6-3, 6-5, 6-11, 6-15, 6-17, 6-23
N34025 6-3, 6-15, 8-3	N45696 6-3, 6-15		S39844 6-3, 6-5, 6-11, 6-15, 6-17, 6-23
N34319 4-3, 4-5, 4-7, 4-9, 4-11, 4-13, 4-15, 4-17, 4-19, 4-21, 4-23, 4-25, 4-47	N46129 3-10		S39885 6-3, 6-5, 6-11, 6-15, 6-17, 6-23
N34366 4-19, 4-23	N46130 3-14		S39991 2-3, 2-4
N34423 7-2, 7-3	N46131 3-13		S42294 3-3, 3-18, 3-19
N34443 4-3, 4-5, 4-7, 4-9, 4-11, 4-13, 4-15, 4-19, 4-21, 4-23, 4-25	N46139 8-3		S42307 4-19, 4-23
N34475 1-14	P		S42316 4-19, 4-23
N34476 8-3, 8-5	P1C10120 1-29, 1-31		S42320 4-19, 4-21, 4-23, 4-25
N34477 8-3, 8-5	P61D20 1-2, 1-3, 1-9, 1-14, 1-19, 1-23, 1-29, 1-31, 1-33, 1-35, 1-37, 1-41		S42324 4-19, 4-23
N34478 8-3, 8-5	R		S42434 1-31, 1-37
N34488 4-19, 4-21, 4-23, 4-25, 4-44, 4-45	R480034 6-3, 6-5, 6-7, 6-9, 6-11, 6-13, 6-15, 6-17, 6-19, 6-21, 6-23, 6-25		S42440 1-31, 1-37
N34494 4-19, 4-23	R480045 4-27, 4-29, 4-31, 4-33, 4-35, 4-37, 4-39, 4-41, 4-43		S42565 3-5
N34498 4-19, 4-21, 4-23, 4-25, 4-44, 4-45	R480055 6-3, 6-5, 6-7, 6-9, 6-11, 6-13, 6-15, 6-17, 6-19, 6-21, 6-23, 6-25		S42583 3-5
N34620 4-19, 4-21, 4-23, 4-25, 4-44, 4-45			S42593 3-3
N34626 1-5		S42622 1-6, 1-7	
N34714 1-14		S42649 1-9, 1-14	
N36128 4-27, 4-29, 4-31, 4-33, 4-35, 4-37, 4-39, 4-41, 4-43		S42659 3-3	
		S42661 3-5	
		S42673 3-5	
		S42674 3-5	
		S42675 3-5	
		S42689 3-6	
		S42690 3-5	
		S42698 3-3	
		S42702 1-23	

S42703 1-20	S42956 1-21	41, 4-43	S44980 1-16
S42706 1-21	S42957 1-21	S44370 7-5	S44981 1-16, 1-21, 1-25, 1-27, 1-31, 1-37
S42707 1-21, 1-27	S42962 3-11, 3-12, 3-13, 3-14	S44380 7-5	S44983 1-19, 1-37, 1-41
S42713 1-21, 1-27	S42963 1-14	S44385 7-5	S44984 1-19, 1-23, 1-29, 1-31, 1-37
S42714 1-6, 1-9, 1-11	S42964 1-11, 1-14	S44389 7-5	S44985 1-19
S42725 1-11, 1-16, 1-23, 1-27, 1-31	S42965 3-11, 3-12	S44390 7-5	S44991 1-19
S42747 1-33, 1-35	S42967 4-27, 4-29, 4-31, 4-33, 4-39, 4-41, 4-43	S44397 3-5	S44993 1-19
S42765 3-6	S42969 4-27, 4-29, 4-31, 4-33, 4-35, 4-37, 4-39, 4-41, 4-43	S44402 3-3	S45250 1-5, 4-21
S42769 1-27	S42976 1-23, 1-29	S44404 3-8	S45254 2-2
S42802 1-29, 1-31	S42977 1-23, 1-29	S44405 3-8	S45257 2-2
S42806 1-33, 1-35	S42978 3-11, 3-12	S44406 3-8	S45258 2-2
S42812 1-33	S42982 1-23, 1-25, 1-33, 1-35, 1-37, 1-39	S44407 3-8	S45259 2-2
S42813 1-37, 1-41	S42986 2-6	S44423 7-2, 7-3	S45260 2-2
S42815 1-41	S42987 1-29, 1-31	S44425 3-13	S45261 2-2
S42822 1-33, 1-35, 1-37	S42998 4-19, 4-21, 4-23, 4-25	S44426 7-2, 7-3	S45262 2-2
S42828 1-41	S42999 4-47	S44427 7-2, 7-3	S45262 2-2
S42830 1-33	S43741 7-4	S44440 3-18	S45263 1-5
S42832 1-29	S44300 3-8	S44444 3-18	S45269 3-10
S42849 1-29, 1-31	S44301 3-8	S44445 3-18	S45270 3-10
S42861 1-21, 1-27, 1-33, 1-35	S44303 3-6	S44449 7-4	S45271 1-9, 1-11
S42862 1-19, 1-21, 1-35, 1-37, 1-39	S44304 3-6	S44450 3-11	S45277 1-5
S42865 3-9, 3-10	S44305 3-6	S44463 6-3, 6-5, 6-7, 6-15, 6-17, 6-19	S45278 2-2
S42872 1-27, 1-31	S44307 6-5, 6-7, 6-11, 6-13, 6-17, 6-19, 6-23, 6-25	S44464 4-47	S45279 1-25, 1-39
S42875 1-23	S44308 6-3, 6-5, 6-7, 6-9, 6-11, 6-13, 6-15, 6-17, 6-19, 6-21, 6-23, 6-25	S44465 1-15	S45286 3-11
S42878 1-27, 1-31	S44309 1-13, 2-3	S44467 6-5, 6-7, 6-11, 6-13, 6-17, 6-19, 6-23, 6-25	S45289 1-9
S42884 1-6, 1-7	S44311 1-41	S44468 4-19, 4-21, 4-23, 4-25, 4-44, 4-45	S45297 1-11
S42889 1-6	S44313 1-29, 1-31, 4-31, 4-33, 4-39, 4-41, 4-43	S44489 1-5	S45312 3-11, 3-12
S42890 1-6	S44314 1-5, 1-11, 1-33, 1-35	S44491 1-5	S45313 3-11, 3-12
S42893 1-3	S44325 8-5	S44493 1-5	S45715 3-14
S42895 1-3	S44330 3-3	S44495 1-5	S45720 1-23, 1-29, 1-31, 1-33, 1-35, 1-37, 2-8
S42897 1-3	S44336 1-35, 1-37, 1-39	S44496 1-2	S45721 1-3
S42900 1-6, 1-7	S44337 1-35, 1-37, 1-39	S44715 1-2, 1-3	S45729 1-11, 1-14, 1-15
S42905 1-14, 7-7	S44343 1-35	S44716 1-2, 1-3	S45730 1-6, 1-7, 1-15
S42908 3-6	S44345 1-29	S44717 1-2, 1-3	S45732 1-15
S42911 1-3	S44348 1-35	S44900 3-8	S45750 1-31
S42914 1-16, 1-21, 1-25, 1-27, 1-37, 1-39	S44350 4-47	S44902 1-5	S45759 1-25, 1-37, 1-39
S42918 1-19, 1-23, 1-29, 1-31	S44352 4-27, 4-29, 4-31, 4-33, 4-35, 4-37, 4-39, 4-41, 4-43	S44919 1-16	S45767 1-37, 1-39
S42919 1-19, 1-23, 1-29, 1-31	S44353 4-31, 4-33, 4-35, 4-37, 4-39, 4-41, 4-43	S44920 3-5	S45771 1-25, 1-39
S42921 1-19, 1-23, 1-29, 1-31, 1-33, 1-35, 1-37, 2-6	S44355 4-19, 4-21, 4-23, 4-25	S44922 1-16	S45775 3-3
S42924 1-27	S44356 4-19, 4-23	S44929 4-23, 4-25	S45780 1-37, 1-39
S42927 1-33, 1-35	S44361 1-15	S44930 4-19, 4-21, 4-23, 4-25	S45791 1-9
S42929 1-21, 1-27, 1-31	S44363 3-3	S44932 4-19, 4-21, 4-23, 4-25	S45792 1-29, 1-31
S42931 1-21	S44365 4-27, 4-29, 4-31, 4-33, 4-35, 4-37, 4-39, 4-41, 4-43	S44945 4-21, 4-25	S45794 1-37
S42932 3-6	S44366 4-19, 4-23	S44959 1-35	S45796 1-25, 1-39
S42940 3-3	S44366 4-27, 4-29, 4-31, 4-33, 4-35, 4-37, 4-39, 4-41, 4-43	S44962 1-5, 2-5	S45797 1-12
S42942 1-3	S44365 4-27, 4-29, 4-31, 4-33, 4-35, 4-37, 4-39, 4-41, 4-43	S44963 1-5, 2-5	S45821 6-11, 6-13, 6-23, 6-25
S42943 1-3	S44356 4-19, 4-23	S44965 1-5, 2-2	S45822 6-11, 6-13, 6-23, 6-25
S42944 1-3	S44361 1-15	S44969 1-5	S45823 6-11, 6-13, 6-23, 6-25
S42949 3-5, 3-19	S44363 3-3	S44971 1-5	S45824 6-11, 6-13, 6-23, 6-25
S42951 3-5	S44365 4-27, 4-29, 4-31, 4-33, 4-35, 4-37, 4-39, 4-41, 4-43	S44976 3-14	S45902 1-11, 1-12
S42952 3-5	S44365 4-27, 4-29, 4-31, 4-33, 4-35, 4-37, 4-39, 4-41, 4-43	S44977 3-13	S45903 1-11, 1-12
		S44978 1-16	S45909 1-12
		S44979 1-16	

S45910 1-12	S47637 7-7	S51193 3-14	W-499 1-19
S45913 1-9	S47640 7-7	S51194 3-13	W-502 3-18
S45915 1-9	S47642 4-5, 4-9, 4-11, 4-	S51195 3-11	W-506 1-16, 1-21, 1-25, 1-
S45917 1-9	13, 4-15, 4-21, 4-25	S51494 3-5, 5-7	27, 1-31, 1-39
S45921 1-11	S47644 1-25, 1-39	S55645 3-15	W-509 1-5, 1-6, 1-7, 1-9, 1-
S45922 1-11	S47655 1-23, 1-29, 1-31, 1-	S56459 3-15, 3-16, 3-17	11, 1-12, 1-19, 1-23, 1-29, 1-
S45926 1-31	37	S56482 3-16	31, 1-33, 1-35, 1-37, 7-7
S45936 1-31, 7-7	S47656 1-39	S56483 3-17	W-512 4-3, 4-5, 4-7, 4-9, 4-
S45941 1-11	S47657 1-14	S56485 3-15	11, 4-13, 4-15, 4-16, 4-
S45945 1-31, 7-7	S47687 3-18	S56554 3-17	17, 4-19, 4-21, 4-23, 4-
S46140 1-12	S47692 3-18	S56555 3-15, 3-16	25, 4-44, 4-47, 6-3, 6-5, 6-
S46141 1-12	S47693 3-18	S56557 3-17	7, 6-9, 6-11, 6-13, 6-15, 6-
S46142 1-12	S47694 3-18	S65074 3-15, 3-16, 3-17	17, 6-19, 6-21, 6-23, 6-25
S46181 3-11, 3-12	S47695 3-18	S72179 3-3	W-514 1-5, 3-14, 4-3, 4-5, 4-
S46334 3-18	S47749 1-25, 1-37, 1-39, 4-	S73196 3-15	7, 4-9, 4-11, 4-13, 4-15, 4-
S47050 1-37	33, 4-41, 4-43	S73197 3-15	16, 4-17, 3-18, 4-19, 4-
S47059 1-25	S47799 4-35, 4-37, 4-43	T	23, 4-25, 4-27, 4-29, 4-
S47060 1-25, 1-37, 1-39	S47980 3-11, 3-12, 3-13, 3-	T-5245 1-11, 1-16, 1-23, 1-	31, 4-33, 4-35, 4-37, 4-
S47061 1-21, 1-25	14	25, 1-27, 1-31, 1-33, 1-35, 1-	39, 4-41, 4-43, 4-46, 6-
S47064 1-21, 1-25	S47993 3-3	37, 1-39, 2-4, 2-7, 2-8, 7-7	3, 6-5, 6-7, 6-9, 6-11, 6-
S47067 1-23	S47999 3-19	T-5268 1-33, 1-35, 1-37, 7-7	13, 6-15, 6-17, 6-19, 6-
S47070 1-9, 1-11, 1-12	S48161 3-20		21, 6-23, 6-25, 7-2, 7-3, 8-
S47076 3-11, 3-12, 3-13, 3-	S48163 3-19		3, 8-5
14, 3-15, 3-16, 3-17	S48164 3-19	W	W-516 1-14, 1-15, 4-19, 4-
S47080 1-11	S48195 3-19	W-63 1-2, 1-3	21, 4-23, 4-25, 6-9, 6-
S47084 1-23, 2-6	S48197 3-20	W-94 3-6	11, 6-13, 6-21, 6-23, 6-
S47093 3-8	S48198 3-19, 3-20	W-187 1-5, 1-25, 1-39, 4-	25, 8-3, 8-5
S47094 4-19, 4-21, 4-23, 4-	S48810 3-19	3, 4-5, 6-3, 6-5, 6-7, 6-9, 6-	W-517 1-3, 1-5, 1-6, 1-9, 1-
25	S48813 3-12	11, 6-13, 6-15, 6-17, 6-	11, 1-14, 1-15, 1-16, 1-19, 1-
S47095 4-23, 4-25	S48814 3-12, 3-15, 3-16, 3-	19, 6-21, 6-23, 6-25	21, 1-23, 1-25, 1-27, 1-29, 1-
S47110 3-3, 3-18	17	W-418 3-7	31, 1-33, 1-35, 1-37, 1-
S47128 3-11, 3-12	S48815 3-19	W-469 3-18, 4-16, 6-3, 6-	39, 2-2, 2-9, 4-19, 4-21, 4-
S47384 3-19	S48825 3-19	5, 6-7, 6-9, 6-11, 6-13, 6-	23, 4-25, 4-31, 4-33, 4-
S47395 3-18	S48832 3-3	15, 6-17, 6-19, 6-21, 6-	39, 4-41, 4-43, 6-11, 6-
S47506 1-9	S48842 3-7	23, 6-25	13, 6-23, 6-25, 7-4, 7-5, 7-7
S47509 2-3	S48843 3-7	W-475 4-21, 4-25	W-518 1-2, 1-3, 1-5, 1-6, 1-
S47510 2-3, 2-4	S48844 3-7	W-476 3-6, 3-18, 7-2, 7-4, 3-	7, 1-9, 1-11, 1-12, 1-14, 1-
S47512 2-3, 2-4	S48845 4-21, 4-25	7	15, 1-19, 1-20, 1-23, 1-
S47517 1-11	S48846 3-7	W-477 3-15, 3-16, 3-17	25, 1-29, 1-31, 1-33, 1-
S47518 1-11, 1-31, 1-37, 7-7	S48847 3-7	W-479 3-6	35, 1-37, 1-39, 7-4, 7-7
S47520 1-31, 7-7	S48848 3-7	W-480 4-5, 4-7, 4-9, 4-11, 4-	W-520 1-9, 1-11, 1-12, 1-
S47521 1-31, 7-7	S48849 3-7	13, 4-15, 4-27, 4-29, 4-	15, 7-5
S47522 1-37	S48850 3-7	31, 4-33, 4-35, 4-37, 4-	W-521 4-3, 4-5, 4-7, 4-9, 4-
S47527 3-5	S48851 3-19	39, 4-41, 4-43	11, 4-13, 4-15, 4-16, 4-
S47530 7-4	S48852 3-5	W-484 8-3, 8-5	17, 4-19, 4-21, 4-23, 4-
S47531 1-39	S48853 3-5	W-485 4-19, 4-21, 4-23, 4-	25, 4-44, 4-47, 6-3, 6-5, 6-
S47556 4-29, 4-33, 4-37, 4-	S48883 4-41	25, 6-11, 6-13, 6-23, 6-25	7, 6-9, 6-11, 6-13, 6-15, 6-
41, 4-43, 4-46	S49260 3-3	W-486 3-19	17, 6-19, 6-21, 6-23, 6-25
S47557 2-6, 2-7, 2-8, 2-9	S49545 4-19, 4-21, 4-23, 4-	W-487 3-3	W-523 1-5, 3-14, 4-3, 4-5, 4-
S47589 1-11, 7-7	25, 4-47	W-489 1-2, 1-3	7, 4-9, 4-11, 4-13, 4-15, 4-
S47591 4-16	S49850 1-25, 1-39	W-490 1-2, 1-3, 3-3, 3-18	16, 4-17, 3-18, 4-19, 4-
S47592 4-17	S50246 3-7	W-493 2-7, 2-8	23, 4-25, 4-27, 4-29, 4-
S47597 4-17	S50247 3-7	W-495 2-3, 2-4, 2-5, 3-3	31, 4-33, 4-35, 4-37, 4-
S47627 2-3	S51186 3-11, 3-12	W-497 1-5, 1-13, 1-19, 1-	39, 4-41, 4-43, 4-46, 6-
S47629 2-3, 2-4	S51189 3-3, 3-9, 3-10, 3-	23, 1-29, 1-33, 1-35	3, 6-5, 6-7, 6-9, 6-11, 6-
S47630 1-12	11, 3-12, 3-13, 3-14	W-498 1-21, 1-27, 1-33, 1-	13, 6-15, 6-17, 6-19, 6-
S47634 7-7	S51191 3-9	35, 1-37, 1-39, 2-2, 2-9	21, 6-23, 6-25, 7-2, 7-3, 8-
S47635 7-7	S51192 3-10		3, 8-5

W-525 1-14, 1-15, 4-19, 4-21, 4-23, 4-25, 6-9, 6-11, 6-13, 6-21, 6-23, 6-25
 W-526 1-3, 1-5, 1-6, 1-9, 1-11, 1-13, 1-14, 1-15, 1-16, 1-19, 1-21, 1-23, 1-25, 1-27, 1-29, 1-31, 1-33, 1-35, 1-37, 1-39, 2-2, 2-9, 4-19, 4-21, 4-23, 4-25, 4-31, 4-33, 4-39, 4-41, 4-43, 6-11, 6-13, 6-23, 6-25, 7-4, 7-5, 7-7
 W-527 1-2, 1-3, 1-5, 1-6, 1-7, 1-9, 1-11, 1-12, 1-14, 1-15, 1-19, 1-20, 1-23, 1-25, 1-29, 1-31, 1-33, 1-35, 1-37, 1-39, 7-4, 7-7
 W-529 3-6, 3-7
 W-530 3-5
 W-535 1-9, 1-14, 1-19, 1-23, 1-25, 1-27, 1-29, 1-31, 1-33, 1-35, 1-37, 1-39, 1-41
 W-538 4-3, 4-5, 4-7, 4-9, 4-11, 4-13, 4-15, 4-27, 4-29, 4-31, 4-33, 4-35, 4-37, 4-39, 4-41, 4-43
 W-539 8-3, 8-5
 W-558 1-9, 1-14, 1-19, 1-23, 1-29, 1-31, 1-33, 1-35, 1-37, 1-41
 W-629 1-11, 1-14
 W-1383 2-6, 2-7, 2-8, 2-9
 W-1416 2-6, 2-7, 2-8, 3-20
 W-1474 2-6, 2-7, 2-8, 2-9, 3-20
 W-1475 2-6, 2-7, 2-8
 W-1537 2-6, 2-7, 2-8, 2-9, 3-20
 W-1538 2-6, 2-7, 2-8
 W-1540 4-19, 4-23
 W-1553 1-5
 W-1628 1-25, 1-39
 W-3328 2-6, 2-7, 2-8, 2-9
 W-4181 1-16, 1-26, 1-41
 W-4187 3-6
 W14502 3-10
 W21962 4-11, 4-13, 4-15
 W21963 4-25



www.morrisequipment.ca

1891 Albert Street North,
Regina, Saskatchewan
S4R 8R7 Canada
Phone: 306-933-8585
Fax: 306-933-8626

It is the policy of Morris Equipment Ltd. to improve its products whenever it is possible to do so. Morris reserves the right to make changes or add improvements at any time without incurring any obligation to make such changes on machines sold previously.